

KMT GOVT. GIRLS COLLEGE, RAIGARH (C.G.)

Students Feedback Form For Curriculum

Name of Student रुत पांडे

Father's Name श्री. रा. रा.

Roll No.

Enrollment No. BVB17094990

Faculty Commerce/Art ✓

Subject Group इंग्लिश, हिन्दी सा. शा.

UG - I/ II/ III

PG sem I /II/III/IV Subject _____

Session 2017-18

Mob. No. 8349047812

SN.	Rating	Excellent (5)	Very Good (4)	Good (3)	Average (2)	Below Average (1)
1.	The syllabus पाठ्यक्रम		✓			
2.	Syllabus Upgradation पाठ्यक्रम अद्यतन	✓				
3.	Your background for benefitting the course was पाठ्यक्रम के लिए आपका आधार	✓				
4.	Syllbus covered पाठ्यक्रम पूर्णता (%)	✓				
5.	Library Facility पुस्तकालय सुविधा		✓			
6.	Other Learning Resource Laboratory, Internet, Wifi etc		✓			
7.	Teaching - Learning Environment पठन - पाठन वातावरण	✓				
8.	Environment For Cultural Activity सांस्कृतिक गतिविधि वातावरण	✓				
9.	Sports, NCC & NSS Facility खेल, एनसीसी, एनएसएस सुविधा	✓				
10.	Canteen Facility		✓			
11.	Cleanliness सफाई			✓		
12.	Admission Procedure transparency	✓				

Student's Feedback Form for Teacher

Name of Teacher श्रीमती. इमिलियामा लखंडा

Paper/ Subject इंग्लिश

SN.	Rating	Excellent (5)	Very Good (4)	Good (3)	Average (2)	Below Average (1)
1.	Depth of Content सामग्री की गहराई		✓			
2.	Syllabus Covered पाठ्यक्रम पूर्णता (%)		✓			
3.	Motivating Capacity प्रोत्साहित करने की प्रवृत्ति			✓		
4.	Explaining Efficiency समझाने की क्षमता	✓				
5.	Attitude स्वैय/अध्ययन की निष्ठा	✓				
6.	Teaching Methodology पढ़ाने की कार्यप्रणाली	Lecture, Discussion, ICT & Practical	Lecture, Discussion & ICT	Lecture & Discussion	Lecture	-----

Student's Feedback Form for Teacher

Name of Teacher Dr. S. S. S. S.

Paper/ Subject General English

Sl. No.	Rating	Excellent (5)	Very Good (4)	Good (3)	Average (2)	Below Average (1)
1.	Depth of Content meet all need		✓			
2.	Syllabus Covered approx 95% (%)		✓			
3.	Encouraging Tendency teacher use all soft	✓				
4.	Explaining Capacity meet all need		✓			
5.	Attitude like		✓			
6.	Teaching Methodology use all software	Lecture, Discussion, IT & Practical	Lecture, Discussion & IT	Lecture & Discussion	Lecture	————

Student's Feedback Form for Teacher

Name of Teacher Dr. S. S. S. S.

Paper/ Subject General English

Sl. No.	Rating	Excellent (5)	Very Good (4)	Good (3)	Average (2)	Below Average (1)
1.	Depth of Content meet all need			✓		
2.	Syllabus Covered approx 95% (%)	✓				
3.	Motivation Capacity teacher use all soft	✓				
4.	Explaining Efficiency meet all need		✓			
5.	Attitude like		✓			
6.	Teaching Methodology use all software	Lecture, Discussion, IT & Practical	Lecture, Discussion & IT	Lecture & Discussion	Lecture	————

Student's Feedback Form for Teacher

Name of Teacher _____


Paper/ Subject _____

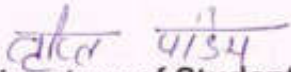
Sl. No.	Rating	Excellent (5)	Very Good (4)	Good (3)	Average (2)	Below Average (1)
1.	Depth of Content meet all need					
2.	Syllabus Covered approx 95% (%)					
3.	Encouraging Ability teacher use all soft					
4.	Explaining Capacity meet all need					
5.	Attitude like					
6.	Teaching Methodology use all software	Lecture, Discussion, IT & Practical	Lecture, Discussion & IT	Lecture & Discussion	Lecture	————

Student's Feedback Form for Office Management


Sl. No.	Rating	Excellent (5)	Very Good (4)	Good (3)	Average (2)	Below Average (1)
1.	Monitoring Capacity Of Principal			✓		
2.	Probability to Get information use soft all things	✓				
3.	Attitude of Office Staff			✓		
4.	Timely Conduct of Exam, Revaluation & Publication of Result		✓			
5.	Timely issue of Degree Certificate		✓			
6.	Transparency in Admission Procedure		✓			

Any Other Suggestion




Signature of Student

Analysis / Suggestion / Recommendation


Coordinator IQAC

Members of IQAC


Principal
K.M.T. Govt. Girls College
Raigarh (C.G.)

KMT GOVT. GIRLS COLLEGE, RAIGARH (C.G.)

Students Feedback Form For Curriculum

Name of Student दाया देवान Father's Name भुरारी
 Roll No. 3 Enrollment No. BUB 17113243
 Faculty Commerce/Art केला Subject Group समाजशास्त्र, राजनीति
 UG - I/ II/ III
 PG sem I /III/IV Subject 17-18 Session अर्धवार्षिक
 Mob. No. 8435705772

SN.	Rating	Excellent (5)	Very Good (4)	Good (3)	Average (2)	Below Average (1)
1.	The syllabus पाठ्यक्रम		✓			
2.	Syllabus Upgradation पाठ्यक्रम अद्यतन	✓				
3.	Your background for benefitting the course was पाठ्यक्रम के लिए आपका आधार		✓			
4.	Syllbus covered पाठ्यक्रम पूर्णता (%)	✓				
5.	Library Facility पुस्तकालय सुविधा		✓			
6.	Other Learning Resource Laboratory, internet, Wifi etc		✓			
7.	Teaching - Learning Environment पठन - पाठन वातावरण		✓			
8.	Environment For Cultural Activity सांस्कृतिक गतिविधि वातावरण			✓		
9.	Sports, NCC & NSS Facility खेल, एनसीसी, एनएसएस सुविधा		✓			
10.	Canteen Facility		✓			
11.	Cleanliness सफाई			✓		
12.	Admission Procedure transparency	✓				

Student's Feedback Form for Teacher

Name of Teacher डा. सी. डे. राहु
 Paper/ Subject समाजशास्त्र

SN.	Rating	Excellent (5)	Very Good (4)	Good (3)	Average (2)	Below Average (1)
1.	Depth of Content सामग्री की गहराई		✓			
2.	Syllabus Covered पाठ्यक्रम पूर्णता (%)			✓		
3.	Motivating Capacity प्रोत्साहित करने की प्रवृत्ति		✓			
4.	Explaining Efficiency समझाने की क्षमता		✓			
5.	Attitude खैरा/अप्यापन की निष्ठा			✓		
6.	Teaching Methodology पढ़ाने की कार्यप्रणाली	Lecture, Discussion, ICT & Practical	Lecture, Discussion & ICT	Lecture & Discussion	Lecture	—

Student's Feedback Form for Teacher

Name of Teacher _____

Paper/ Subject अर्थशास्त्र प्रो. इ. लक्ष्मी

SN.	Rating	Excellent (5)	Very Good (4)	Good (3)	Average (2)	Below Average (1)
1.	Depth of Content समझने की गहराई		✓			
2.	Syllabus Covered पाठ्यक्रम पूर्णता (%)	✓				
3.	Encouraging Tendency प्रोत्साहित करने की प्रवृत्ति		✓			
4.	Explaining Capacity समझाने की क्षमता			✓		
5.	Attitude रविव		✓			
6.	Teaching Methodology पढ़ाने की कार्यशैली	Lecture, Discussion, ICT & Practical	Lecture, Discussion & ICT	Lecture & Discussion	Lecture	—

Student's Feedback Form for Teacher

Name of Teacher _____

Paper/ Subject राज्यशास्त्र और विधि

SN.	Rating	Excellent (5)	Very Good (4)	Good (3)	Average (2)	Below Average (1)
1.	Depth of Content समझने की गहराई			✓		
2.	Syllabus Covered पाठ्यक्रम पूर्णता (%)		✓			
3.	Motivation Capacity प्रोत्साहित करने की प्रवृत्ति	✓				
4.	Explaining Efficiency समझाने की क्षमता	✓				
5.	Attitude रविव	✓				
6.	Teaching Methodology पढ़ाने की कार्यशैली	Lecture, Discussion, ICT & Practical	Lecture, Discussion & ICT	Lecture & Discussion	Lecture	—

Student's Feedback Form for Teacher

Name of Teacher _____

Paper/ Subject _____

SN.	Rating	Excellent (5)	Very Good (4)	Good (3)	Average (2)	Below Average (1)
1.	Depth of Content समझने की गहराई					
2.	Syllabus Covered पाठ्यक्रम पूर्णता (%)					
3.	Encouraging Ability प्रोत्साहित करने की प्रवृत्ति					
4.	Explaining Capacity समझाने की क्षमता					
5.	Attitude रविव					
6.	Teaching Methodology पढ़ाने की कार्यशैली	Lecture, Discussion, ICT & Practical	Lecture, Discussion & ICT	Lecture & Discussion	Lecture	—

Student's Feedback Form for Office Management

SN.	Rating	Excellent (5)	Very Good (4)	Good (3)	Average (2)	Below Average (1)
1.	Monitoring Capacity Of Principal		✓			
2.	Probability to Get information सूचना दिलाने की क्षमता			✓		
3.	Attitude of Office Staff			✓		
4.	Timely Conduct of Exam, Revaluation & Publication of Result		✓			
5.	Timely issue of Degree Certificate			✓		
6.	Transparency in Admission Procedure		✓			—

Any Other Suggestion

रवेल रूढ़ हेतु इयिल रवेल मैदान
की व्यवस्था की जावे

Signature of Student

Signature of Student

Analysis / Suggestion / Recommendation

Coordinator IQAC

Members of IQAC

Signature of Principal
Principal
K.M.T. Govt. Girls College
Raigarh (C.G.)

KMT GOVT. GIRLS COLLEGE, RAIGARH (C.G.)

Students Feedback Form For Curriculum

Name of Student Shivani Banerjee Father's Name Shambhu Banerjee
 Roll No. 804508 Enrollment No. BUA/13/705/8
 Faculty Commerce/Art Subject Group
 UG - I/ II/ III
 PG sem I /II/III/IV Subject Hindi lit. Session 2017-18
 Mob. No. 9340062491

SN.	Rating	Excellent (5)	Very Good (4)	Good (3)	Average (2)	Below Average (1)
1.	The syllabus पाठ्यक्रम		✓			
2.	Syllabus Upgradation पाठ्यक्रम अद्यतन	✓				
3.	Your background for benefitting the course was पाठ्यक्रम के लिए आपका आधार		✓			
4.	Syllbus covered पाठ्यक्रम पूर्णता (%)		✓			
5.	Library Facility पुस्तकालय सुविधा			✓		
6.	Other Learning Resource Laboratory, Internet, Wifi etc				✓	
7.	Teaching - Learning Environment पठन - पाठन वातावरण	✓				
8.	Environment For Cultural Activity सांस्कृतिक गतिविधि वातावरण		✓			
9.	Sports, NCC & NSS Facility खेल, एनसीसी, एनएसएस सुविधा			✓		
10.	Canteen Facility			✓		
11.	Cleanliness सफाई		✓			
12.	Admission Procedure transparency	✓				

Student's Feedback Form for Teacher

Name of Teacher Dr. Uma Nege
 Paper/ Subject इयातारर भाषा-II

SN.	Rating	Excellent (5)	Very Good (4)	Good (3)	Average (2)	Below Average (1)
1.	Depth of Content सामग्री की गहराई		✓			
2.	Syllabus Covered पाठ्यक्रम पूर्णता (%)		✓			
3.	Motivating Capacity प्रोत्साहित करने की प्रवृत्ति	✓				
4.	Explaining Efficiency स्पष्टाने की क्षमता	✓				
5.	Attitude रवैया/अव्ययन की निष्ठा			✓		
6.	Teaching Methodology पढ़ाने की कार्यप्रणाली	Lecture, Discussion, ICT & Practical	Lecture, Discussion & ICT	Lecture & Discussion	Lecture	-----

Student's Feedback Form for Teacher

Name of Teacher B. K. Bhargava

Paper/ Subject उत्पत्ति विज्ञान - III

SN.	Rating	Excellent (5)	Very Good (4)	Good (3)	Average (2)	Below Average (1)
1.	Depth of Content गहराई की मात्रा	✓				
2.	Syllabus Covered समस्याएं पूर्ण (%)		✓			
3.	Encouraging Tendency उत्साहित करने की प्रवृत्ति	✓				
4.	Explaining Capacity समझाने की क्षमता			✓		
5.	Attitude शैली		✓			
6.	Teaching Methodology पढ़ाने की विधियाँ	Lecture, Discussion, ICT & Practical	Lecture, Discussion & ICT	Lecture & Discussion	Lecture	—

Student's Feedback Form for Teacher

Name of Teacher _____

Paper/ Subject _____

SN.	Rating	Excellent (5)	Very Good (4)	Good (3)	Average (2)	Below Average (1)
1.	Depth of Content गहराई की मात्रा					
2.	Syllabus Covered समस्याएं पूर्ण (%)					
3.	Motivation Capacity उत्साहित करने की प्रवृत्ति					
4.	Explaining Efficiency समझाने की क्षमता					
5.	Attitude शैली					
6.	Teaching Methodology पढ़ाने की विधियाँ	Lecture, Discussion, ICT & Practical	Lecture, Discussion & ICT	Lecture & Discussion	Lecture	—

Student's Feedback Form for Teacher

Name of Teacher _____

Paper/ Subject _____


SN.	Rating	Excellent (5)	Very Good (4)	Good (3)	Average (2)	Below Average (1)
1.	Depth of Content गहराई की मात्रा					
2.	Syllabus Covered समस्याएं पूर्ण (%)					
3.	Encouraging Ability उत्साहित करने की प्रवृत्ति					
4.	Explaining Capacity समझाने की क्षमता					
5.	Attitude शैली					
6.	Teaching Methodology पढ़ाने की विधियाँ	Lecture, Discussion, ICT & Practical	Lecture, Discussion & ICT	Lecture & Discussion	Lecture	—

Student's Feedback Form for Office Management

SN.	Rating	Excellent (5)	Very Good (4)	Good (3)	Average (2)	Below Average (1)
1.	Monitoring Capacity Of Principal			✓		
2.	Probability to Get information सूचना मिलने की संभावना	✓				
3.	Attitude of Office Staff			✓		
4.	Timely Conduct of Exam, Revaluation & Publication of Result			✓		
5.	Timely issue of Degree Certificate				✓	
6.	Transparency in Admission Procedure	✓				

Any Other Suggestion

- ① परिसर में साफ-सफाई कीज होनी चाहिए
- ② कक्षा में कीज साफ-सफाई होनी चाहिए


Signature of Student

Analysis / Suggestion / Recommendation

Coordinator IQAC

Members of IQAC


Principal
Principal
K.M.T. Govt. Girls College
Raigarh (C.G.)



KMT GOVT. GIRLS COLLEGE, RAIGARH (C.G.)

Teachers Feedback

Session : ...2020...-2021

The purpose of the feedback is to obtain the teachers input on the overall educational environment prevalent in KMT Govt. Girls College, Raigarh (C.G.). This feedback will specially target the inputs of teacher on curriculum design, Assessment patterns, research and overall working environment. Your response as an esteemed teacher in this regard is valuable for our continuous improvement.

Please tick mark (✓) the appropriate response.

S. No.	Questions	Strongly Agree	Agree	Disagree	Strongly Disagree	Unable to Comment
		5	4	3	2	1
1	The design of curriculum is appropriate to cover all relevant topics for the assigned subject.		✓			
2	The facilities and learning resources available in institute is adequate for effective teaching.	✓				
3	I am satisfied with the assessment practices adopted by the institution for measuring student's performance.	✓				
4	The institute provides enough opportunities for personal and professional growth.		✓			
5	Academic and administrative staff is cordial and provided all necessary information well in advance.		✓			
6	The institute provides enough opportunities and encouragement for pursuing research related activities.	✓				
7	Confidential report (CR) of the teachers is transparent, performance and competence-based.		✓			
8	Student's status is mostly from average socio-economic background.		✓			
9	Students discipline is excellent.		✓			
10	The overall teaching learning environment of the institution is good.	✓				

Over all impressions/Suggestions for Improvement..... Availability of Suitable education buildings and preparing it with all required instruments and tools.



Signature : *[Signature]*
Name : Neel Danyam
Designation : Asst. Professor
Subject : Commerce



KMT GOVT. GIRLS COLLEGE, RAIGARH (C.G.)

Teachers Feedback

Session : 2020-21

The purpose of the feedback is to obtain the teachers input on the overall educational environment prevalent in KMT Govt. Girls College, Raigarh (C.G.). This feedback will specially target the inputs of teacher on curriculum design, Assessment patterns, research and overall working environment. Your response as an esteemed teacher in this regard is valuable for our continuous improvement.

Please tick mark (✓) the appropriate response.

S. No.	Questions	Strongly Agree	Agree	Disagree	Strongly Disagree	Unable to Comment
		5	4	3	2	1
1	The design of curriculum is appropriate to cover all relevant topics for the assigned subject.	✓				
2	The facilities and learning resources available in institute is adequate for effective teaching.		✓			
3	I am satisfied with the assessment practices adopted by the institution for measuring student's performance.	✓				
4	The institute provides enough opportunities for personal and professional growth.		✓			
5	Academic and administrative staff is cordial and provided all necessary information well in advance.	✓				
6	The institute provides enough opportunities and encouragement for pursuing research related activities.		✓			
7	Confidential report (CR) of the teachers is transparent, performance and competence-based.	✓				
8	Student's status is mostly from average socio-economic background.	✓				
9	Students discipline is excellent.		✓			
10	The overall teaching learning environment of the institution is good.	✓				

Over all impressions/Suggestions for

Improvement
..... Hope full for more equipped
..... environment
.....



Signature : *[Signature]*
Name : Dr. C.K. Sahu
Designation : Asstt. prof. Sociology
Subject : Sociology



KMT GOVT. GIRLS COLLEGE, RAIGARH (C.G.)

Teachers Feedback

Session : 2020-2021

The purpose of the feedback is to obtain the teachers input on the overall educational environment prevalent in KMT Govt. Girls College, Raigarh (C.G.). This feedback will specially target the inputs of teacher on curriculum design, Assessment patterns, research and overall working environment. Your response as an esteemed teacher in this regard is valuable for our continuous improvement.

Please tick mark (✓) the appropriate response.

S. No.	Questions	Strongly Agree	Agree	Disagree	Strongly Disagree	Unable to Comment
		5	4	3	2	1
1	The design of curriculum is appropriate to cover all relevant topics for the assigned subject.	✓				
2	The facilities and learning resources available in institute is adequate for effective teaching.		✓			
3	I am satisfied with the assessment practices adopted by the institution for measuring student's performance.		✓			
4	The institute provides enough opportunities for personal and professional growth.			✓		
5	Academic and administrative staff is cordial and provided all necessary information well in advance.	✓				
6	The institute provides enough opportunities and encouragement for pursuing research related activities.			✓		
7	Confidential report (CR) of the teachers is transparent, performance and competence-based.	✓				
8	Student's status is mostly from average socio-economic background.		✓			
9	Students discipline is excellent.	✓				
10	The overall teaching learning environment of the institution is good.		✓			

Over all impressions/Suggestions for

Improvement: Raising of room levels for the problem of winter logging - online class facilities to be encouraged more for safety reasons - Covid protocol



Signature : *Rakesh Titrari*
Name : Rakesh Titrari
Designation : Asst Professor
Subject : English
Date : 17/6/2021

K M T GOVT. GIRLS' COLLEGE, RAIGARH

Feedback Form For Alumni

Name of Candidate ^{Student}..... Dr. Preeti Singh Year..... 08 JAN 2020

Last Degree obtained from this Institution : PG/UG Commerce/Arts

Subject..... राजनीति विज्ञान, हिन्दी साहित्य, अधशाळा मान्य हिन्दी

Current Position /Occupation..... सहायक प्राध्यापक, राजनीति विज्ञान कक्षा

Mob. No. 9827167326 E-Mail Address..... Preeti Singh PO Raigarh

Present Address..... Dr. Preeti Singh सहायक प्राध्यापक

राजनीति विज्ञान, शा. कक्षा महाविद्यालय रायगा

SN	Rating	Excellent (5)	Very Good (4)	Good (3)	Average (2)	Below Average (1)
1	Teaching-Learning Environment (पठन-पाठन वातावरण)	✓				
2	Teaching-Learning Process पठन-पाठन प्रक्रिया	✓				
3	Students Discipline छात्रा अनुशासन	✓				
4	Infrastructure /Building/Classroom अधोसंरचना / भवन / कक्षा			✓		
5	Attitude of College Staff महाविद्यालयीन स्टाफ का रवैया	✓				
6	Timely occurrence of Exam, Revaluation & Publication of Result परीक्षा, पुनर्मूल्यांकन, एवम् परीक्षा परिणाम का समय पर होना		✓			
7	Timely issue of Degree Certificate डिग्री प्रमाणपत्र समय पर मिलने की संभावना	✓				
8	Transparency in Admission Procedure प्रवेश प्रक्रिया में पारदर्शिता	✓				
9	Usefulness of course in obtaining employment रोजगार प्राप्त करने में कोर्स की उपयोगिता		✓			

P.T.O.

Any other Suggestion /Comments

[Handwritten diagonal line]

[Handwritten Signature]
Signature of Candidate

For Office Use

[Handwritten Signature]
Coordinator IOAC
Members of IOAC

[Handwritten Signature]
Principal
K.M.T. Govt. Girls College
Raigarh (C.G.)

K M T GOVT. GIRLS' COLLEGE , RAIGARH

Feedback Form For Alumni

08 JAN 2020

Name of ^{Std.} Candidate..... Kiran Dore Year..... 2018 NWT 800

Last Degree obtained from this Institution : PG/UG Commerce/Arts

Subject..... Hindi let. Political sc. Sociology.

Current Position./Occupation... T.G.T. Hindi

Mob. No..... 7415859005 E-Mail Address kirandore@gmail.com

Present Address Kiran Dore c/o Rajesh Dore
Baikunthpur Rgh.

SN	Rating	Excellent (5)	Very Good (4)	Good (3)	Average (2)	Below Average (1)
1	Teaching-Learning Environment (पठन-पाठन वातावरण)	✓				
2	Teaching-Learning Process पठन-पाठन प्रक्रिया	✓				
3	Students Discipline <u>छात्र अनुशासन</u>	✓				
4	Infrastructure /Building/Classroom <u>अवसंरचना / भवन / कक्षा</u>			✓		
5	Attitude of College Staff महाविद्यालयीन स्टाफ का रवैया	✓				
6	Timely occurrence of Exam, Revaluation & Publication of Result परीक्षा, पुनर्मूल्यांकन, एवम् परीक्षा परिणाम का समय पर होना	✓				
7	Timely issue of Degree Certificate डिग्री प्रमाणपत्र समय पर मिलने की संभावना		✓			
8	Transparency in Admission Procedure प्रवेश प्रक्रिया में पारदर्शिता	✓				
9	Usefulness of course in obtaining employment रोजगार प्राप्त करने में कोर्स की उपयोगिता			✓		

Any other Suggestion /Comments

[A long, thin, curved blue line drawn across the page, likely a stray mark or a very faint signature.]

[Handwritten signature in blue ink.]

Signature of Candidate

For Office Use

Coordinator IOAC

Members of IOAC

[Handwritten signature in blue ink.]

[Handwritten signature in green ink.]
Principal
M.T. Govt. Girls College
Raigarh (C.G.)

K M T GOVT. GIRLS' COLLEGE, RAIGARH

Feedback Form For Alumni

Name of Candidate ^{Std.} REETA PANDEY Year 08 JAN 2020

Last Degree obtained from this Institution : PG/UG Commerce/Arts

Subject B.A.

Current Position/Occupation Housewife

Mob. No. 9893622922 E-Mail Address reeta.sunil.k.pandey@gmail.com

Present Address Mahaveer chowk, Snehil Villa, Bailunthpur, Raigarh (C.B.) 496001

SN	Rating	Excellent (5)	Very Good (4)	Good (3)	Average (2)	Below Average (1)
1	Teaching-Learning Environment (पठन-पठन वातावरण)	✓				
2	Teaching-Learning Process पठन-पठन प्रक्रिया		✓			
3	Students Discipline छात्र अनुशासन			✓		
4	Infrastructure / Building / Classrooms संरचना / भवन / कक्षा			✓		
5	Attitude of College Staff कर्मचारी/कर्मियों का स्वभाव	✓				
6	Timely occurrence of Exam, Revaluation & Publication of Result परीक्षा, पुनर्परीक्षा, एवं परिणाम प्रकाशन का समय पर होना			✓		
7	Timely issue of Degree Certificate डिग्री प्रमाणपत्र समय पर मिलने की सुविधा		✓			
8	Transparency in Admission Procedure प्रवेश प्रक्रिया में पारदर्शिता		✓			
9	Usefulness of course in obtaining employment विद्यार्थी द्वारा अपने से कर्म की सुविधा			✓		

Any other Suggestion /Comments

[A long, thin, diagonal blue line drawn across the page, likely indicating a signature or mark.]

[Handwritten signature in blue ink.]

Signature of Candidate

For Office Use

Coordinator IOAC

Members of IOAC

[Handwritten signature in green ink.]
Principal
K.M.T. Govt. Girls College,
Raigarh (C.G.)

K. M. T. GOVT. GIRLS COLLEGE RAIGARH (C.G.)

20003

Dr. Deevi Singh

08/1/20

Alumni Membership
Fees

100/-

Sample



Hundred Only /-

100/-

[Signature]

K.M.T. GOVT. GIRLS COLLEGE RAIGARH (C.G.)

20006

8/01/20

Kishan Dase

Sample

Alumni Membership
Fees

100/-



100/-

Hundred Only /-

K.M.T. GOVT. GIRLS COLLEGE RAIGARH (C.G.)

20005

8/1/20

Reeta Pandey

Sample

Alumni Membership
Fees

100/-



100/-

One hundred only/-

Blaw

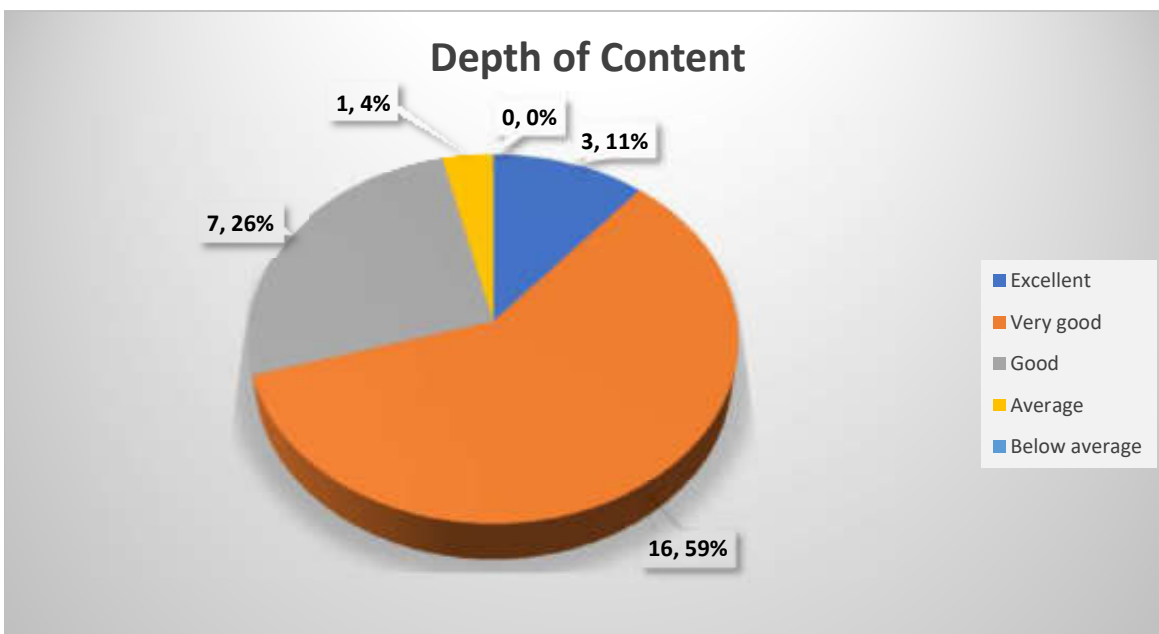
K.M.T. Govt. Girls College, Raigarh (C.G.)

Students Feedback Form For Teacher
Year 2017-18

Dr. Sushma Tiwari

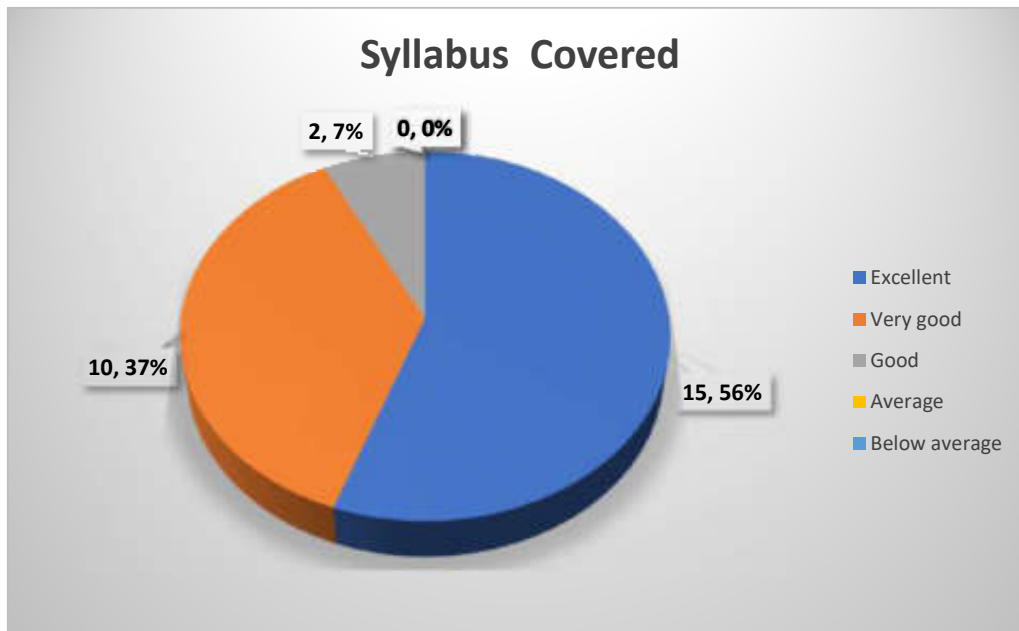
1. Depth of Content

S.No.	View	Frequency	Percent	Angle
1	Excellent	3	11	39.6
2	Very good	16	59	212.4
3	Good	7	26	93.6
4	Average	1	4	14.4
5	Below average	0	0	0
	Total	27	100	360



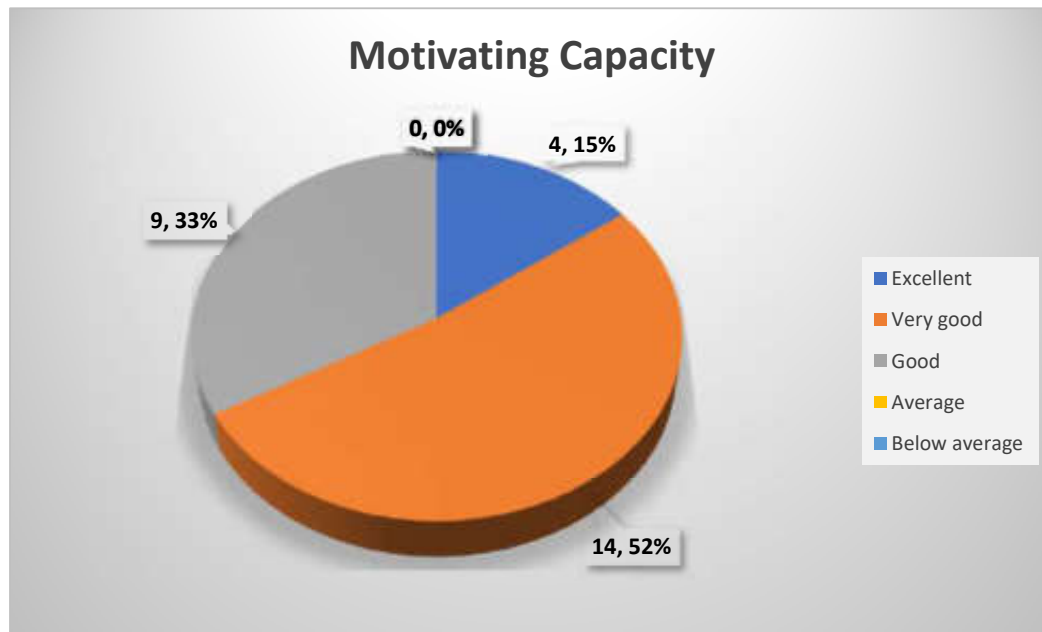
2. Syllabus Covered

S.No.	View	Frequency	Percent	Angle
1	Excellent	15	56	201.6
2	Very good	10	37	133.2
3	Good	2	7	25.2
4	Average	0	0	0
5	Below average	0	0	0
	Total	27	100	360



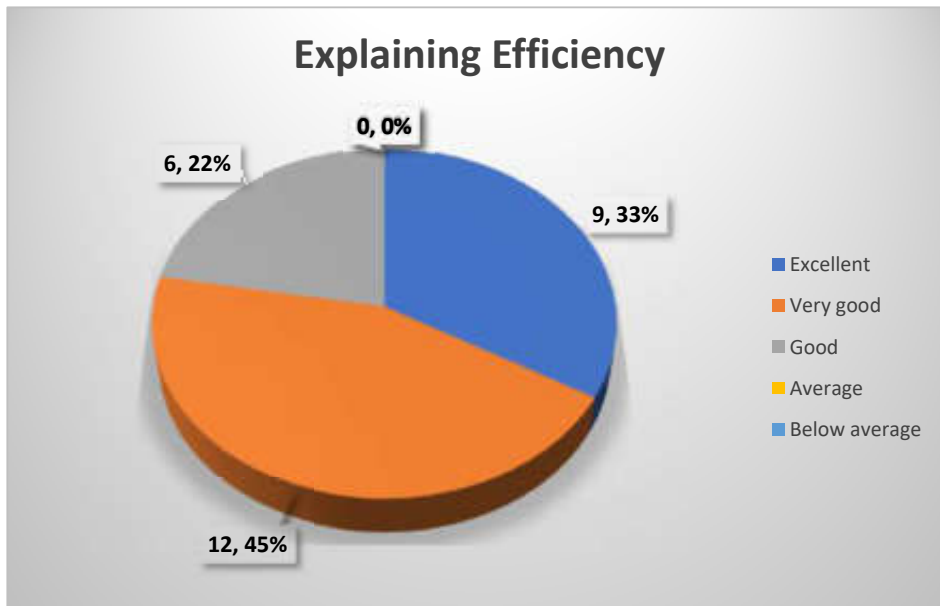
3. Motivating Capacity

S.No.	View	Frequency	Percent	Angle
1	Excellent	4	15	54
2	Very good	14	52	187.2
3	Good	9	33	118.8
4	Average	0	0	0
5	Below average	0	0	0
	Total	27	100	360



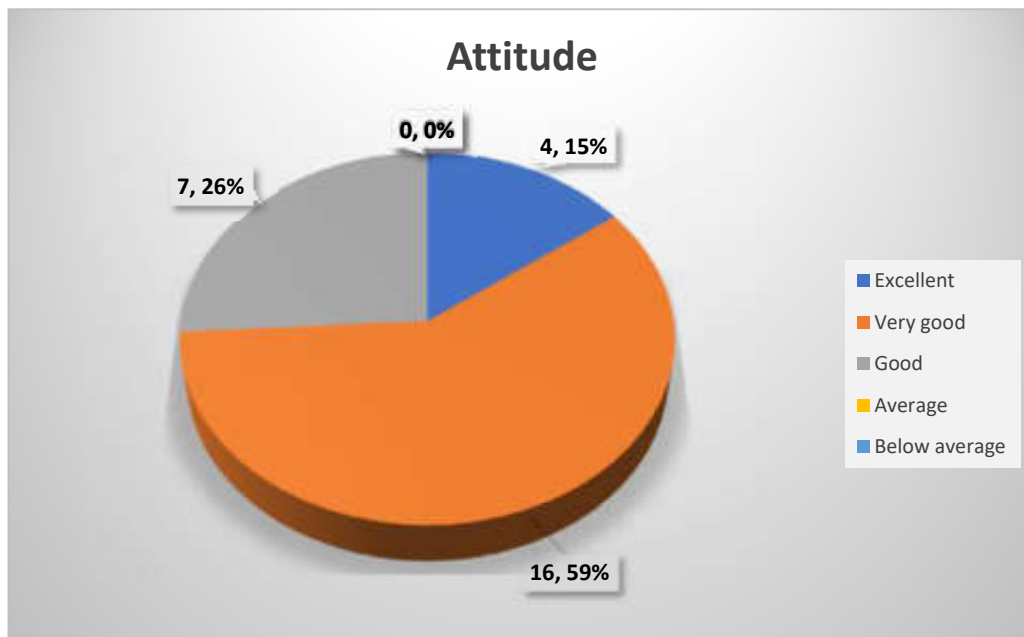
4. Explaining Efficiency

S.No.	View	Frequency	Percent	Angle
1	Excellent	9	33	118.8
2	Very good	12	73.53	264.708
3	Good	6	11.76	42.336
4	Average	0	2.95	10.62
5	Below average	0	0	0
	Total	27	121.24	436.464



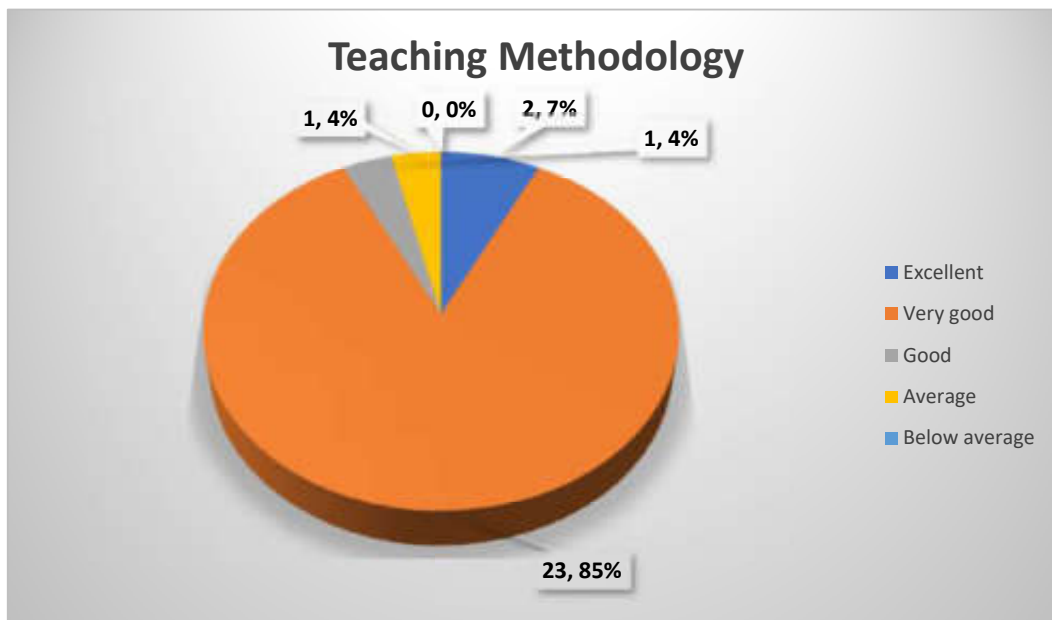
5. Attitude

S.No.	View	Frequency	Percent	Angle
1	Excellent	4	15	54
2	Very good	16	59	212.4
3	Good	7	26	93.6
4	Average	0	0	0
5	Below average	0	0	0
	Total	27	100	360



6. Teaching Methodology

S.No.	View	Frequency	Percent	Angle
1	Excellent	2	7.4	26.64
2	Very good	23	85.2	306.72
3	Good	1	3.7	13.32
4	Average	1	3.7	13.32
5	Below average	0	0	0
	Total	27	100	360



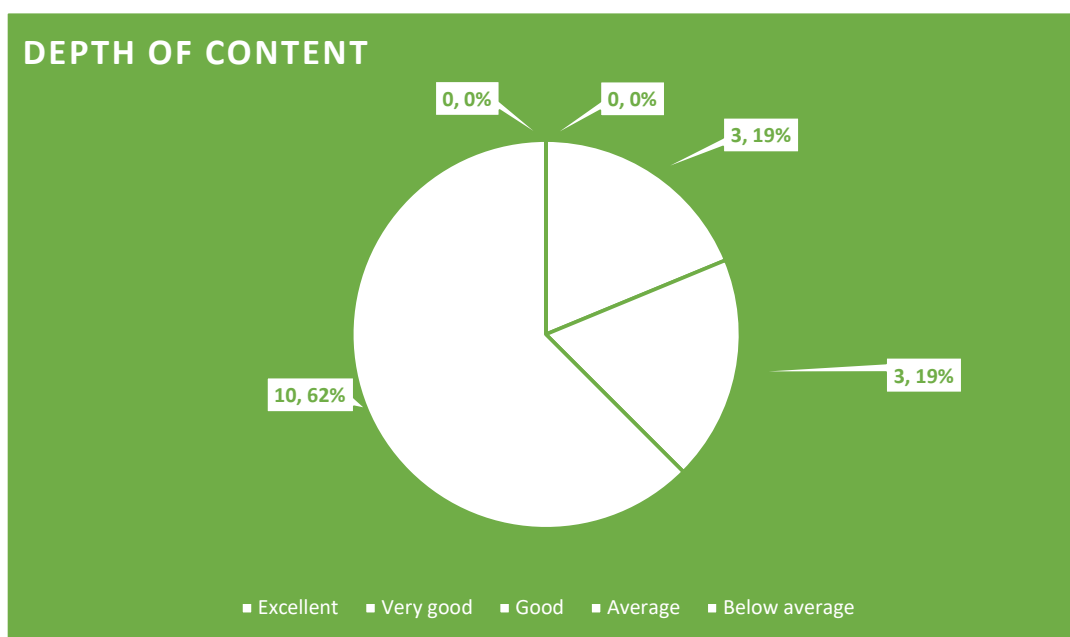
K.M.T. Govt. Girls College, Raigarh (C.G.)

Students Feedback Form For Teacher
Year 2017-18

Dr. R.K. Barik

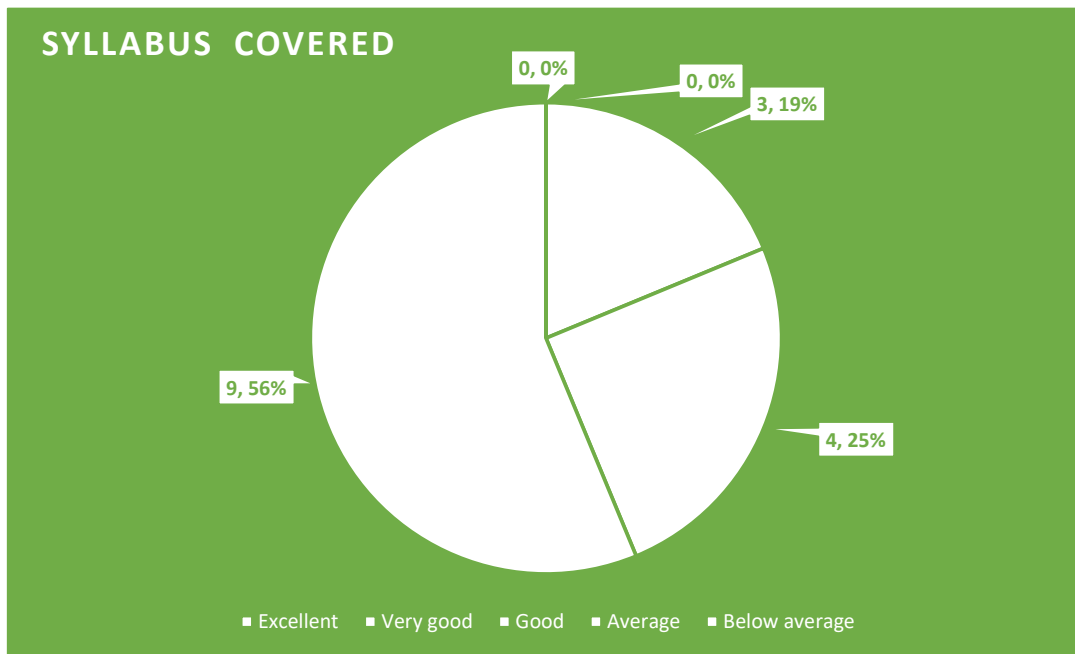
1. Depth of Content

S.No.	View	Frequency	Percent	Angle
1	Excellent	3	18.75	67.5
2	Very good	3	18.75	67.5
3	Good	10	62.5	225
4	Average	0	0	0
5	Below average	0	0	0
	Total	16	100	360



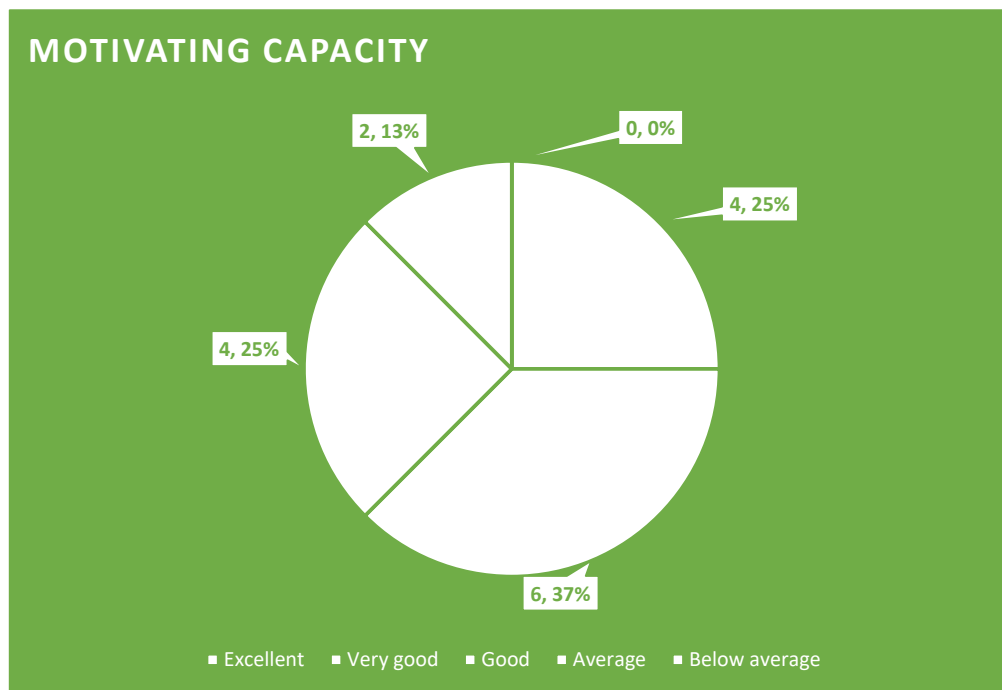
2. Syllabus Covered

S.No.	View	Frequency	Percent	Angle
1	Excellent	3	19	68.4
2	Very good	4	25	90
3	Good	9	56	201.6
4	Average	0	0	0
5	Below average	0	0	0
	Total	16	100	360



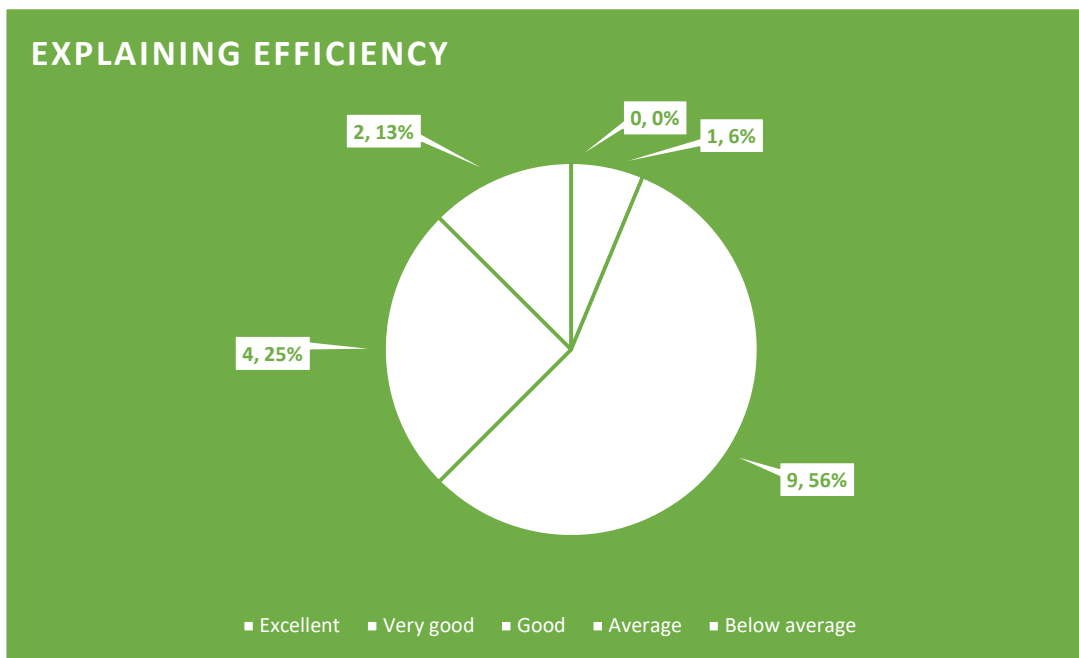
3. Motivating Capacity

S.No.	View	Frequency	Percent	Angle
1	Excellent	4	25	90
2	Very good	6	37.5	135
3	Good	4	25	90
4	Average	2	12.5	45
5	Below average	0	0	0
	Total	16	100	360



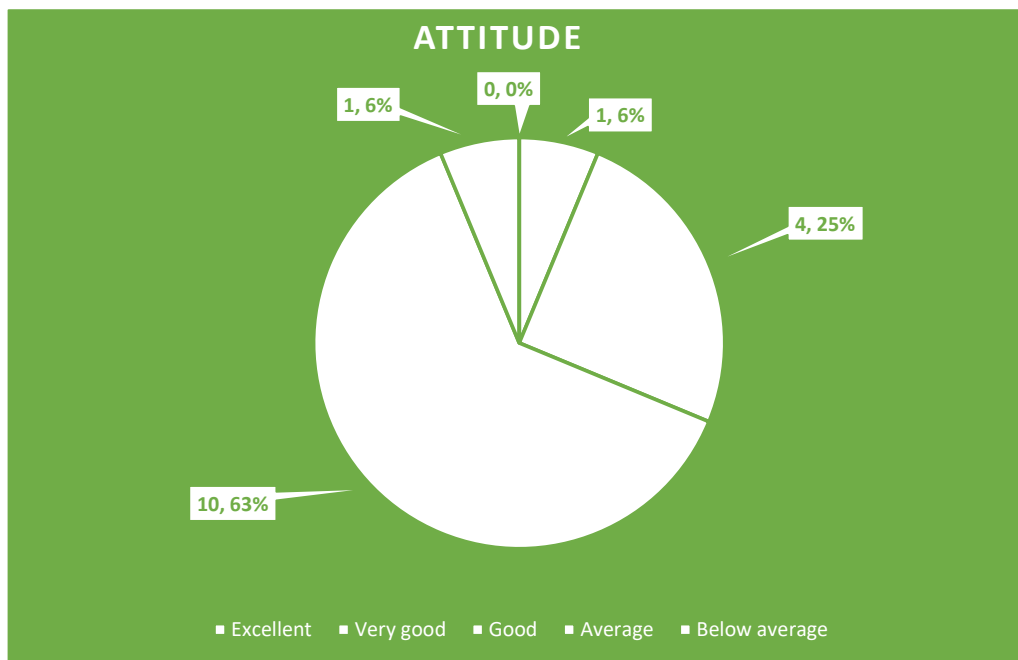
4. Explaining Efficiency

S.No.	View	Frequency	Percent	Angle
1	Excellent	1	6	21.6
2	Very good	9	56	201.6
3	Good	4	25	90
4	Average	2	13	46.8
5	Below average	0	0	0
	Total	16	100	360



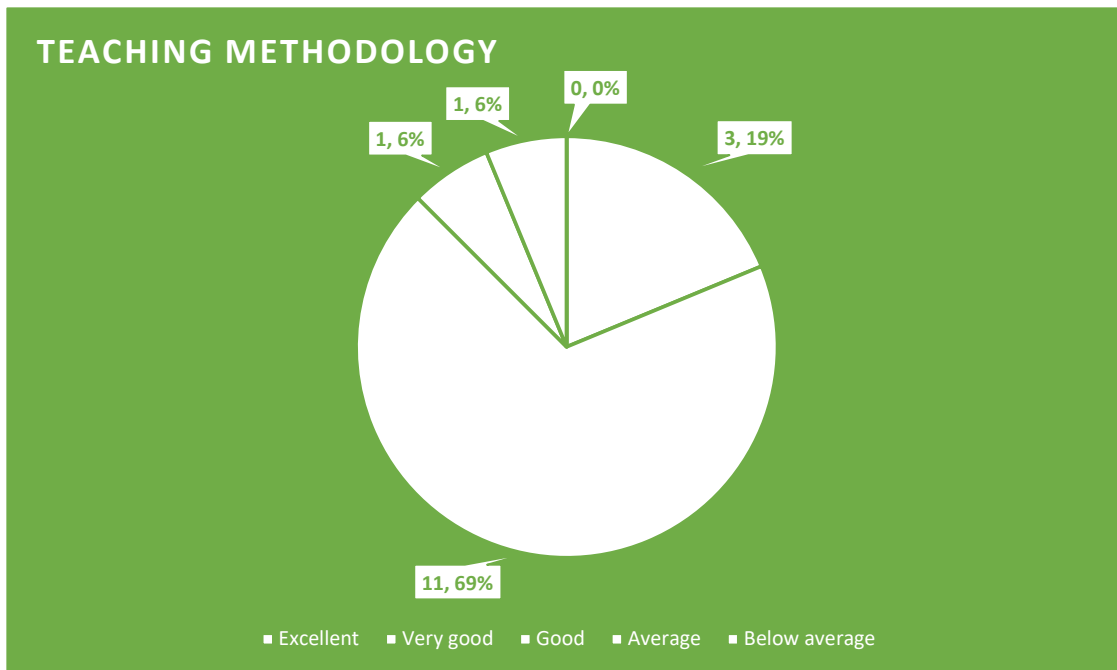
5. Attitude

S.No.	View	Frequency	Percent	Angle
1	Excellent	1	6	21.6
2	Very good	4	25	90
3	Good	10	63	226.8
4	Average	1	6	21.6
5	Below average	0	0	0
	Total	16	100	360



6. Teaching Methodology

S.No.	View	Frequency	Percent	Angle
1	Excellent	3	19	68.4
2	Very good	11	69	248.4
3	Good	1	6	21.6
4	Average	1	6	21.6
5	Below average	0	0	0
	Total	16	100	360



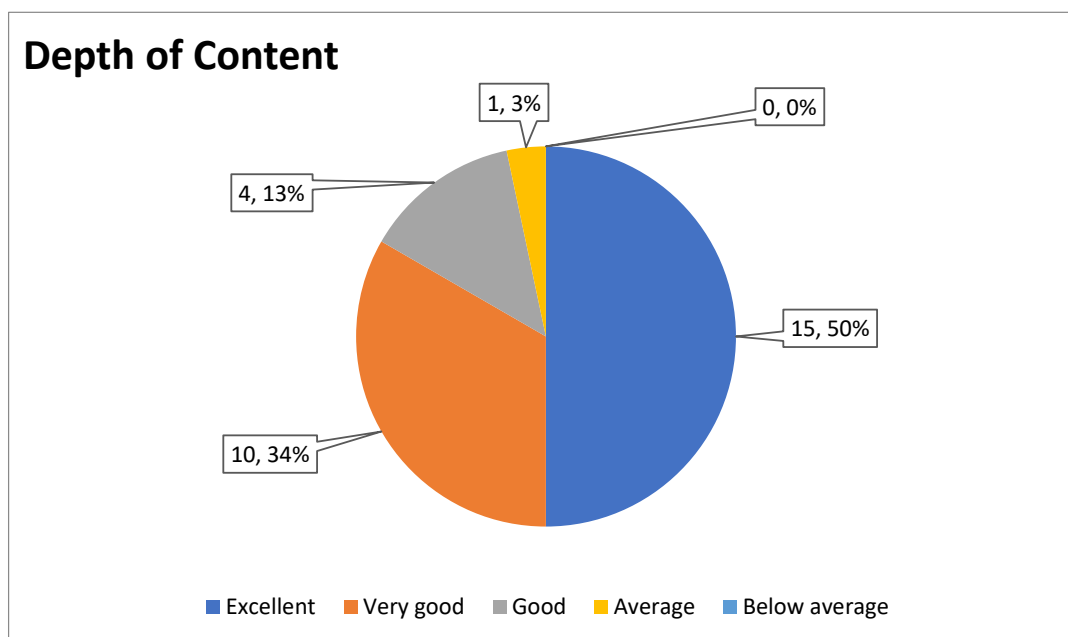
K.M.T. Govt. Girls College, Raigarh (C.G.)

Students Feedback Form For Teacher
Year 2017-18

Prof. B.K. Bhagat

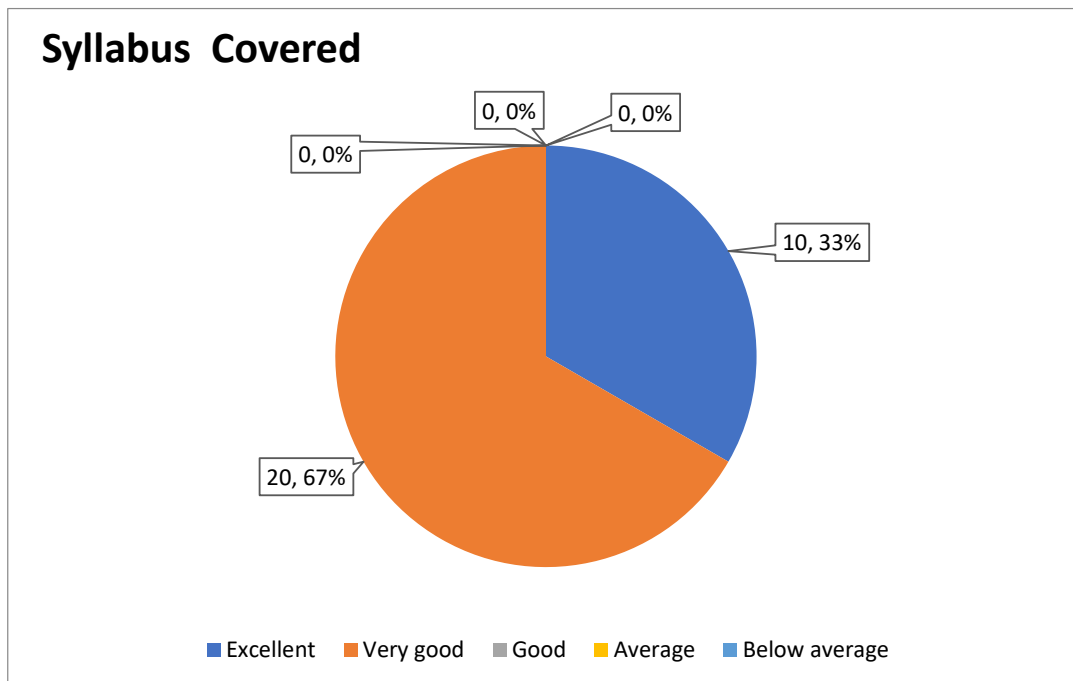
1. Depth of Content

S.No.	View	Frequency	Percent	Angle
1	Excellent	15	50	180
2	Very good	10	33.33	119.988
3	Good	4	13.33	47.988
4	Average	1	3.33	11.988
5	Below average	0	0	0
	Total	30	99.99	359.964



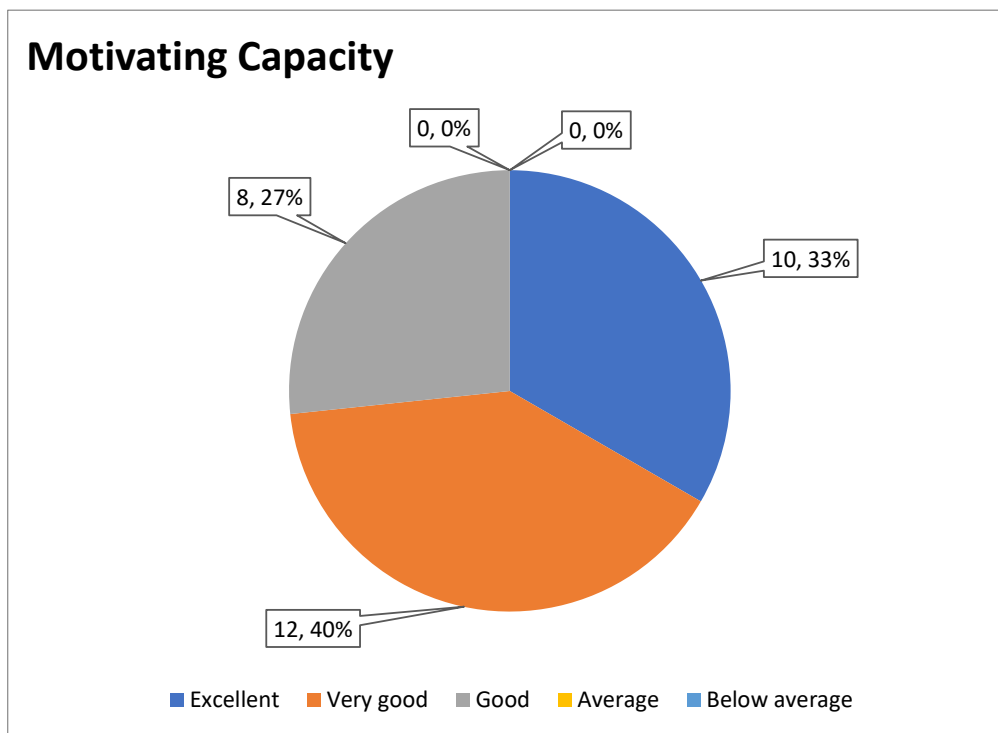
2. Syllabus Covered

S.No.	View	Frequency	Percent	Angle
1	Excellent	10	33	118.8
2	Very good	20	67	241.2
3	Good	0	0	0
4	Average	0	0	0
5	Below average	0	0	0
	Total	30	100	360



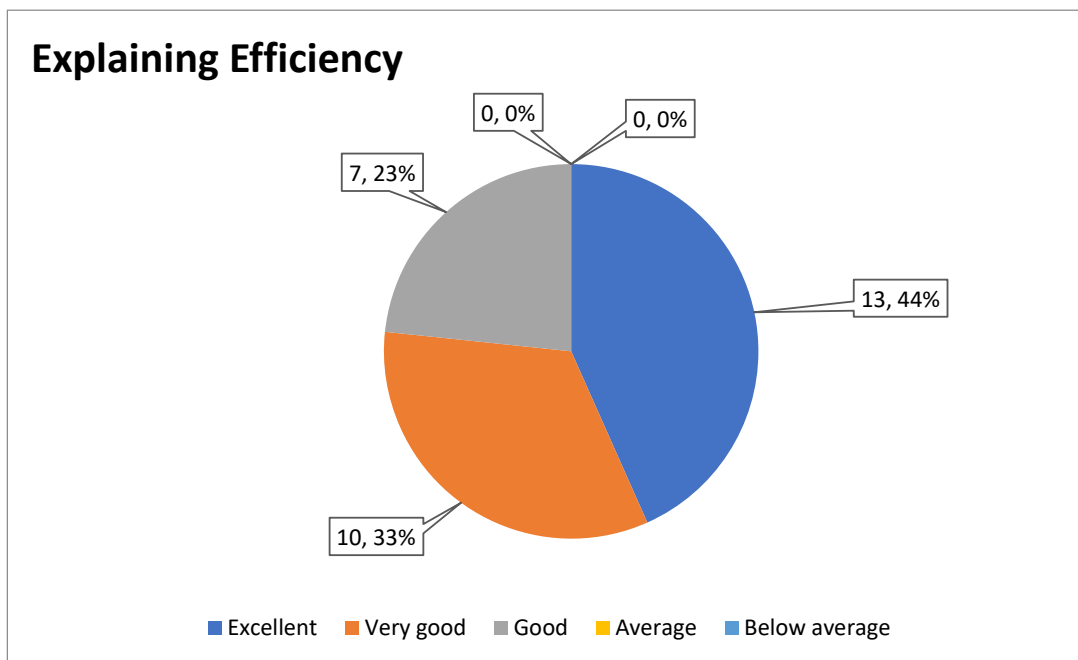
3. Motivating Capacity

S.No.	View	Frequency	Percent	Angle
1	Excellent	10	33	118.8
2	Very good	12	40	144
3	Good	8	27	97.2
4	Average	0	0	0
5	Below average	0	0	0
	Total	30	100	360



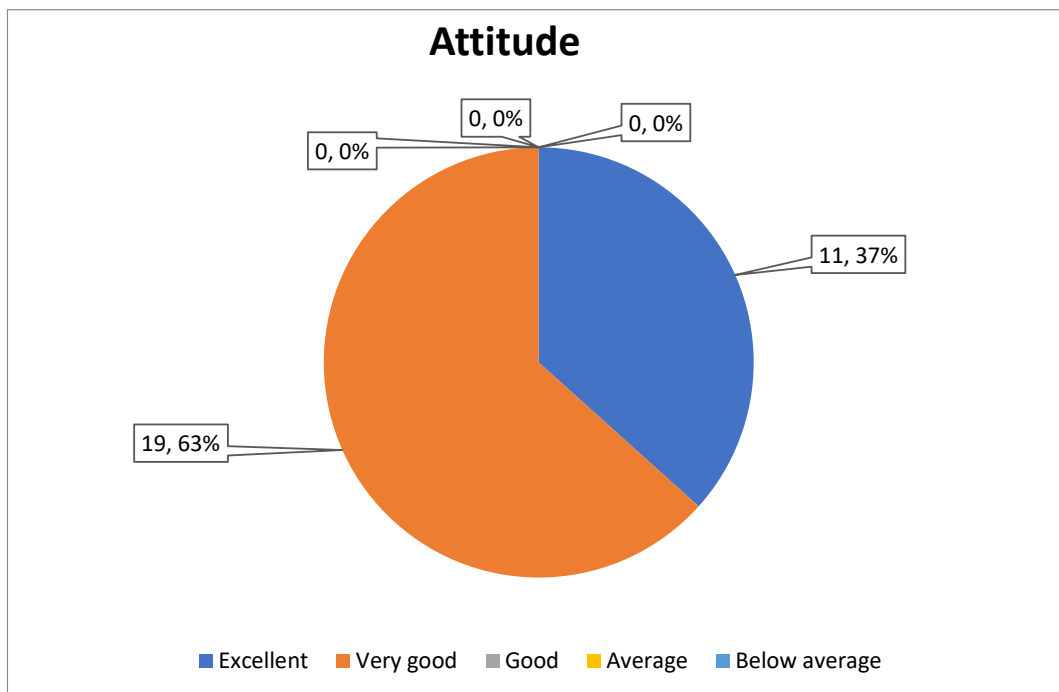
4. Explaining Efficiency

S.No.	View	Frequency	Percent	Angle
1	Excellent	13	43.33	155.988
2	Very good	10	33.33	119.988
3	Good	7	23.33	83.988
4	Average	0	0	0
5	Below average	0	0	0
	Total	30	99.99	359.964



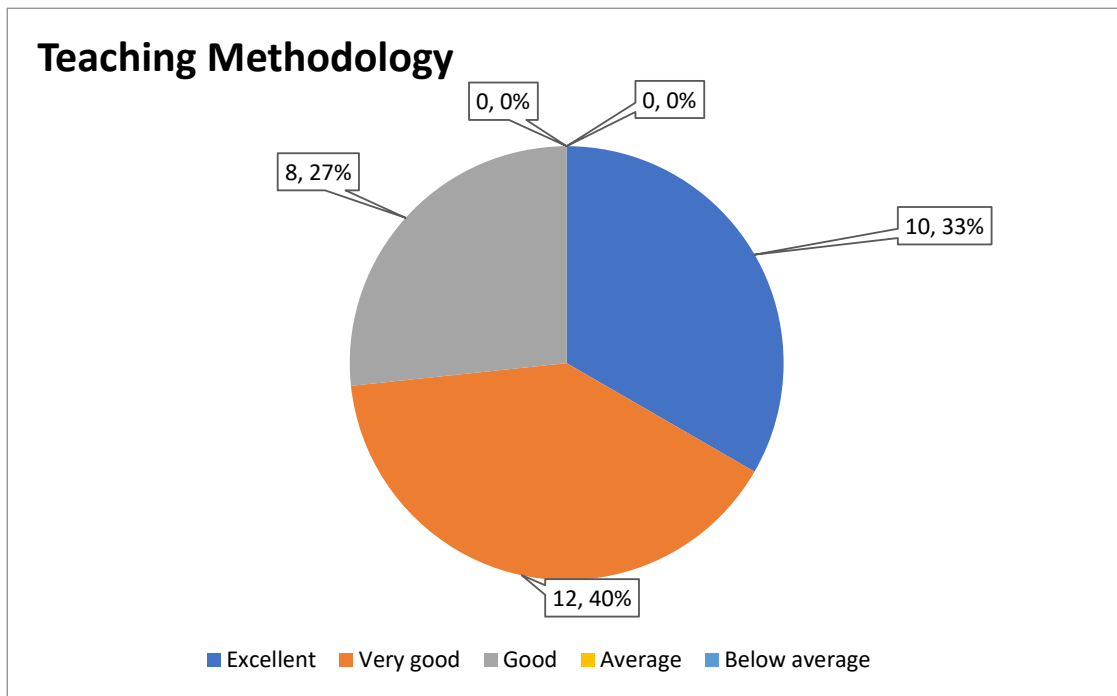
5. Attitude

S.No.	View	Frequency	Percent	Angle
1	Excellent	11	37	133.2
2	Very good	19	63	226.8
3	Good	0	0	0
4	Average	0	0	0
5	Below average	0	0	0
	Total	30	100	360



6. Teaching Methodology

S.No.	View	Frequency	Percent	Angle
1	Excellent	10	33	118.8
2	Very good	12	40	144
3	Good	8	27	97.2
4	Average	0	0	0
5	Below average	0	0	0
	Total	30	100	360



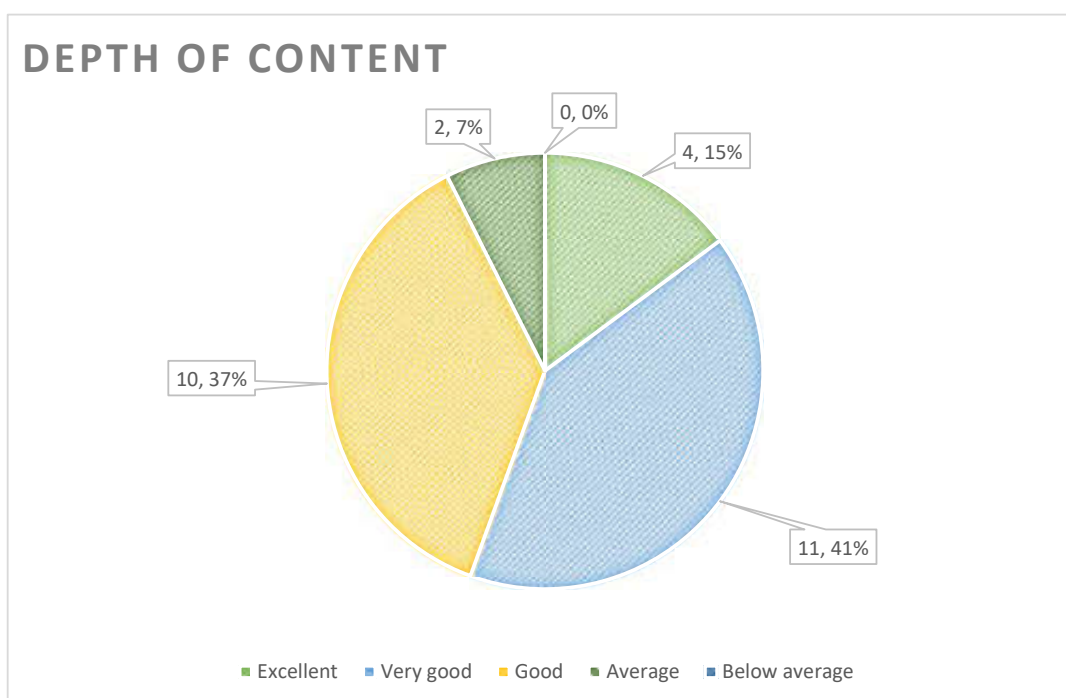
K.M.T. Govt. Girls College, Raigarh (C.G.)

Students Feedback Form For Teacher
Year 2017-18

Dr. Chandra Kumar Sahu

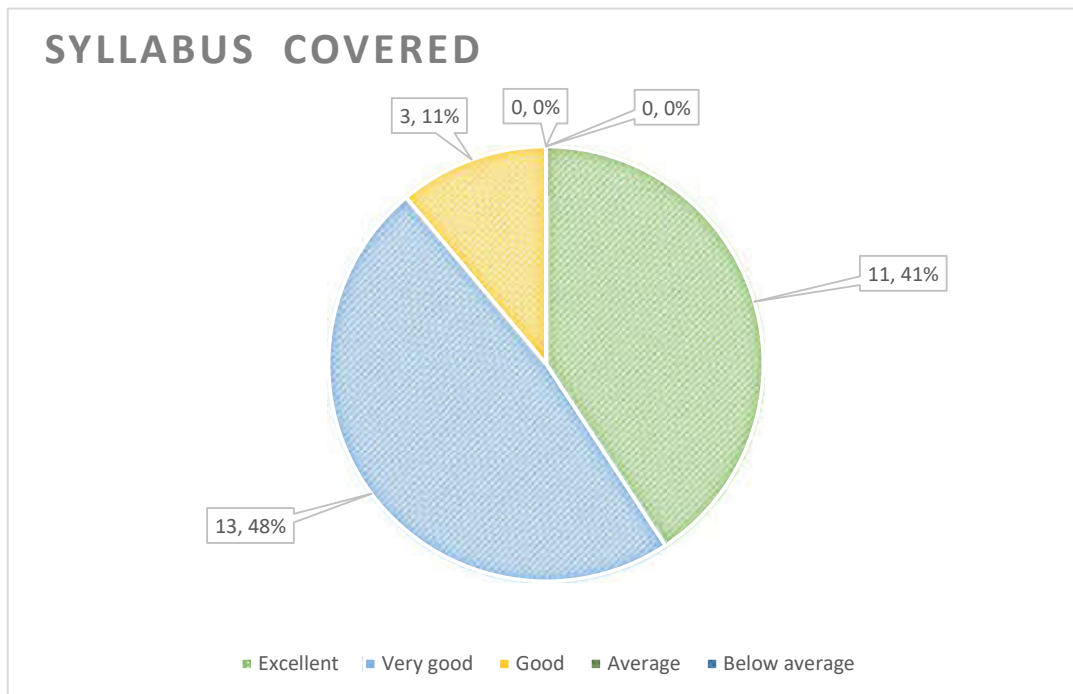
1. Depth of Content

S.No.	View	Frequency	Percent	Angle
1	Excellent	4	15	54
2	Very good	11	41	147.6
3	Good	10	37	133.2
4	Average	2	7	25.2
5	Below average	0	0	0
	Total	27	100	360



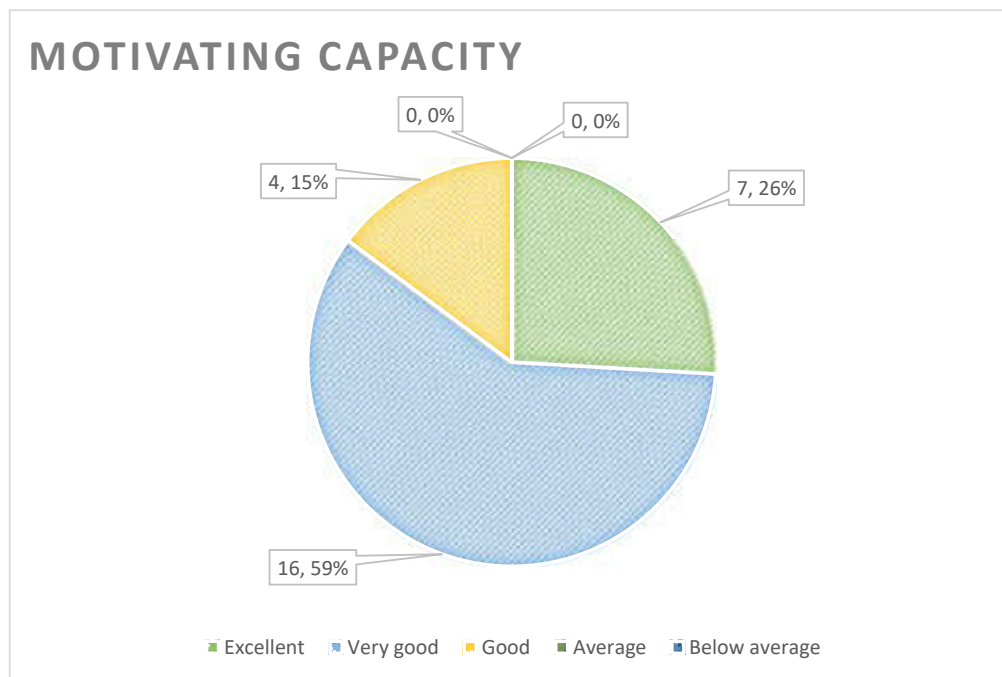
2. Syllabus Covered

S.No.	View	Frequency	Percent	Angle
1	Excellent	11	41	147.6
2	Very good	13	48	172.8
3	Good	3	11	39.6
4	Average	0	0	0
5	Below average	0	0	0
	Total	27	100	360



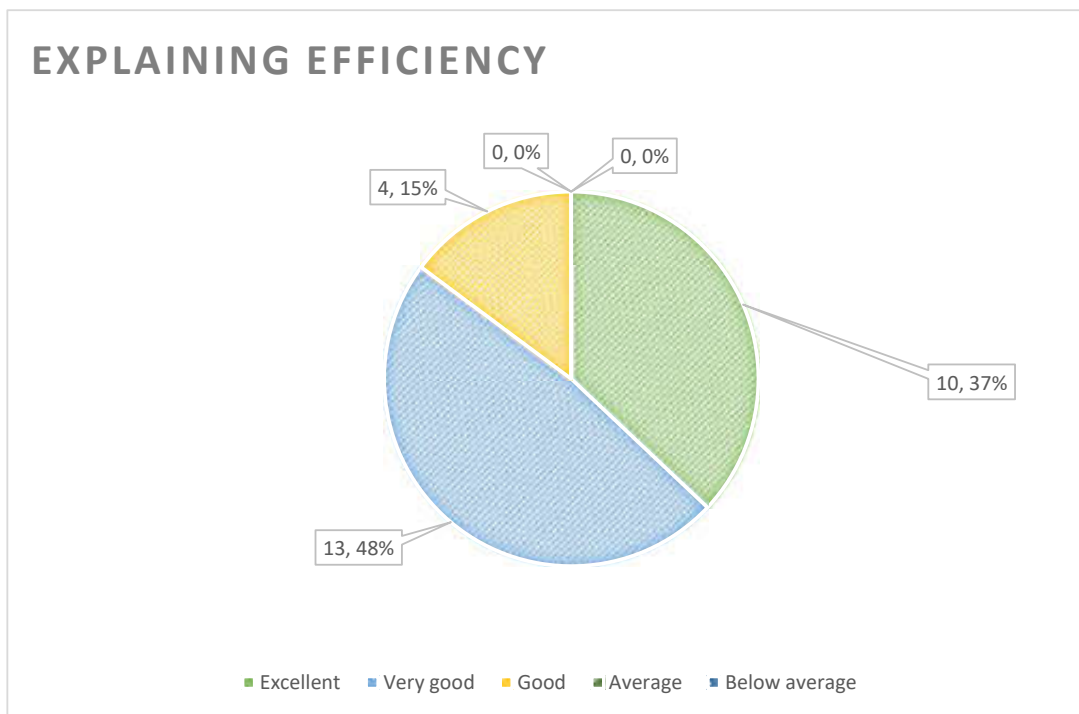
3. Motivating Capacity

S.No.	View	Frequency	Percent	Angle
1	Excellent	7	26	93.6
2	Very good	16	59	212.4
3	Good	4	15	54
4	Average	0	0	0
5	Below average	0	0	0
	Total	27	100	360



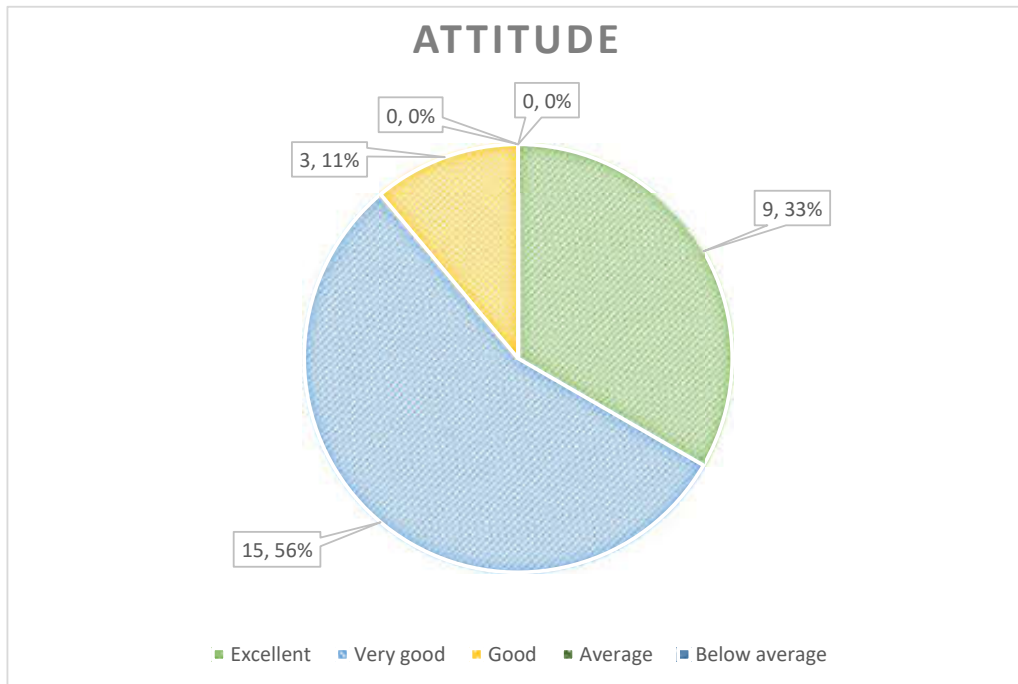
4. Explaining Efficiency

S.No.	View	Frequency	Percent	Angle
1	Excellent	10	37	133.2
2	Very good	13	48	172.8
3	Good	4	15	54
4	Average	0	0	0
5	Below average	0	0	0
	Total	27	100	360



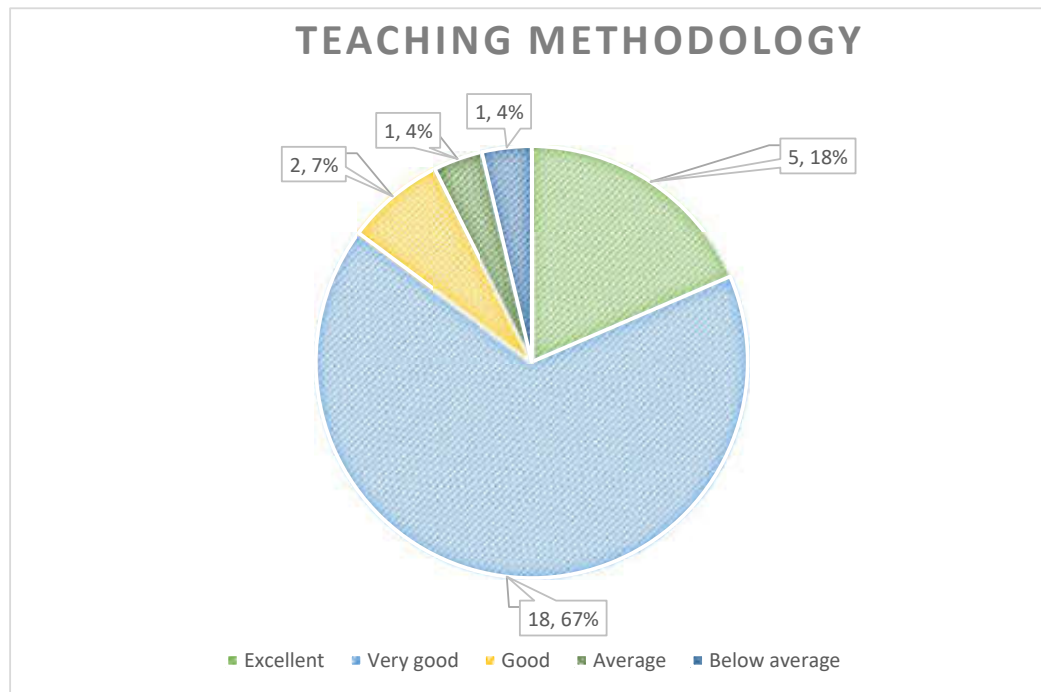
5. Attitude

S.No.	View	Frequency	Percent	Angle
1	Excellent	9	33	118.8
2	Very good	15	56	201.6
3	Good	3	11	39.6
4	Average	0	0	0
5	Below average	0	0	0
	Total	27	100	360



6. Teaching Methodology

S.No.	View	Frequency	Percent	Angle
1	Excellent	5	18.5	66.6
2	Very good	18	66.7	240.12
3	Good	2	7.4	26.64
4	Average	1	3.7	13.32
5	Below average	1	3.7	13.32
	Total	27	100	360



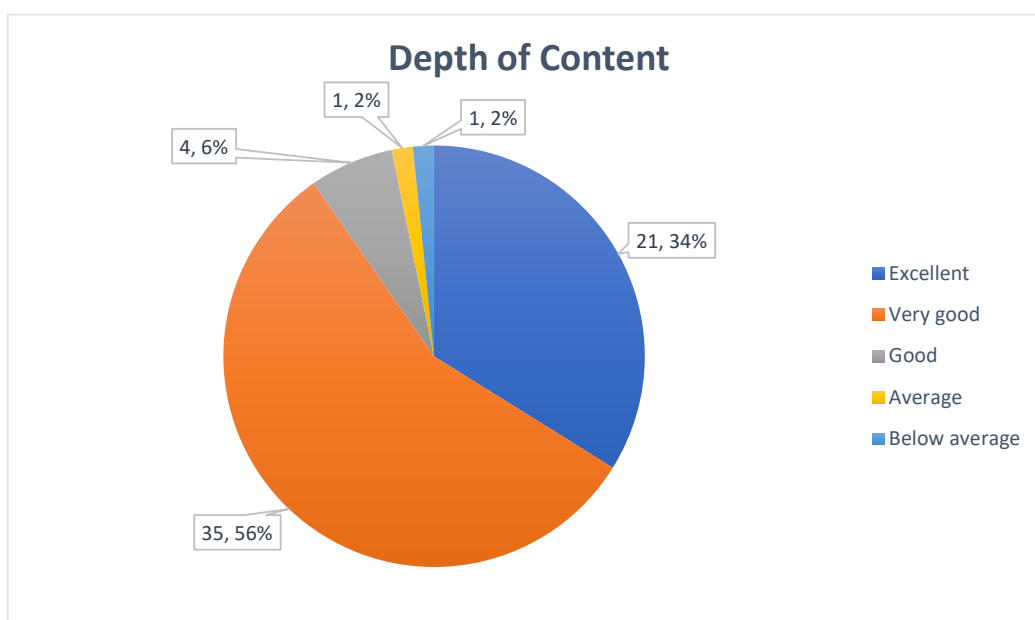
K.M.T. Govt. Girls College, Raigarh (C.G.)

Students Feedback Form For Teacher
Year 2017-18

Prof. K.C. Kachhwaha

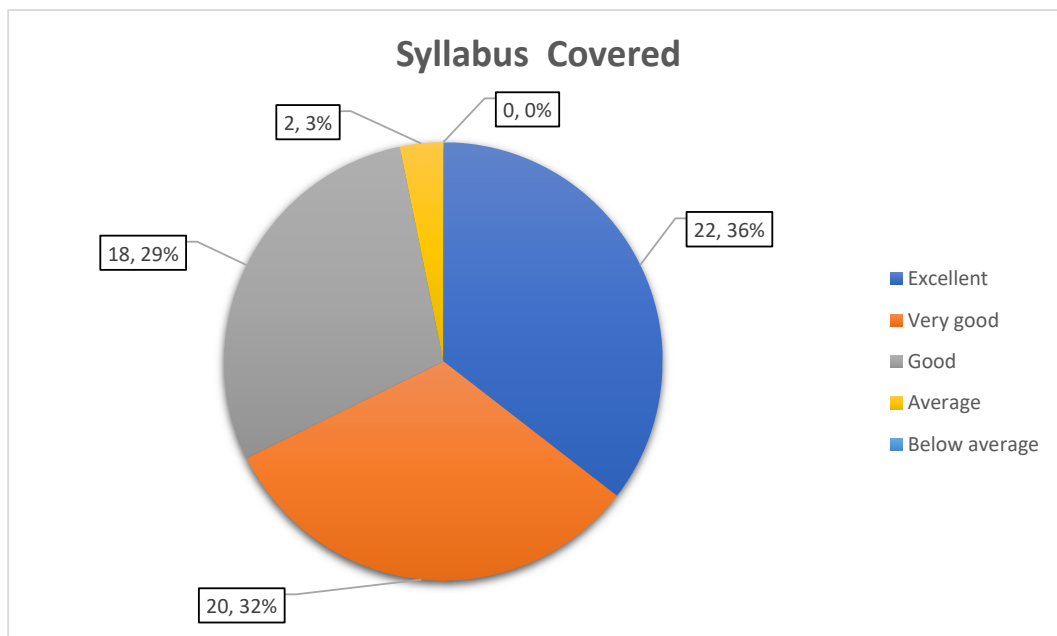
1. Depth of Content

S.No.	View	Frequency	Percent	Angle
1	Excellent	21	34	122.4
2	Very good	35	56	201.6
3	Good	4	6	21.6
4	Average	1	2	7.2
5	Below average	1	2	7.2
	Total	62	100	360



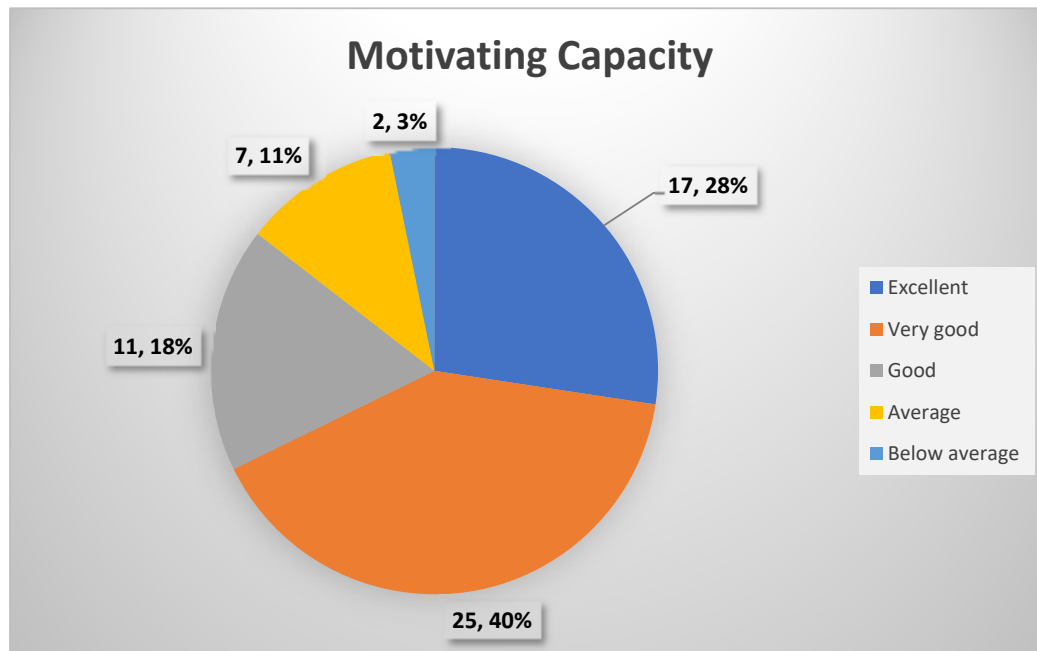
2. Syllabus Covered

S.No.	View	Frequency	Percent	Angle
1	Excellent	22	35.5	127.8
2	Very good	20	32.3	116.28
3	Good	18	29	104.4
4	Average	2	3.2	11.52
5	Below average	0	0	0
	Total	62	100	360



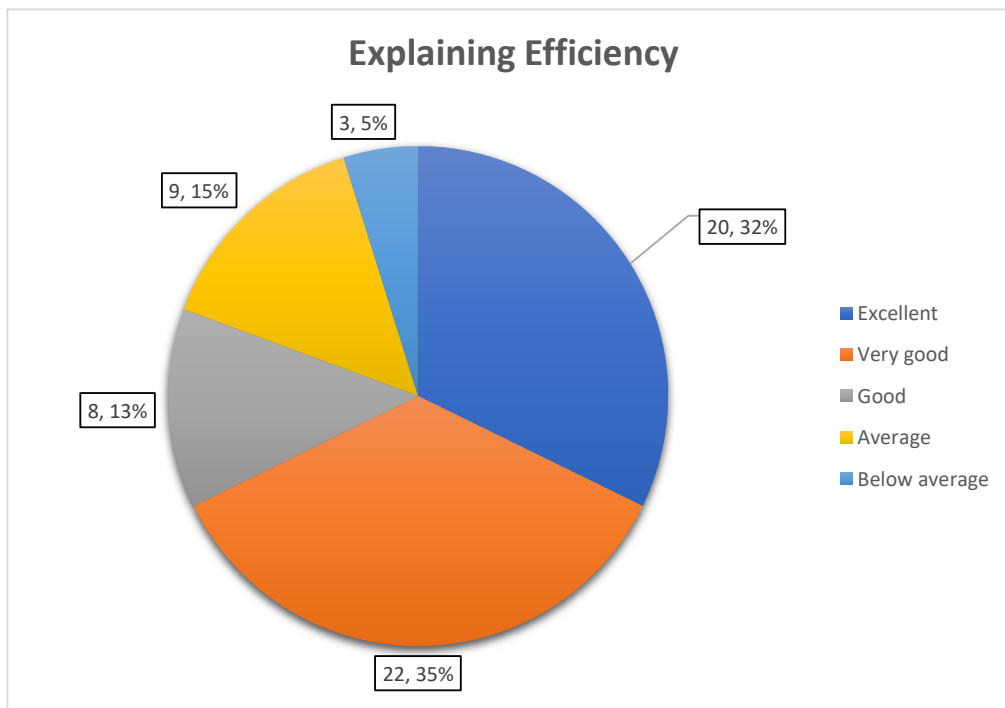
3. Motivating Capacity

S.No.	View	Frequency	Percent	Angle
1	Excellent	17	27.42	98.712
2	Very good	25	40.32	145.152
3	Good	11	17.74	63.864
4	Average	7	11.29	40.644
5	Below average	2	3.23	11.628
	Total	62	100	360



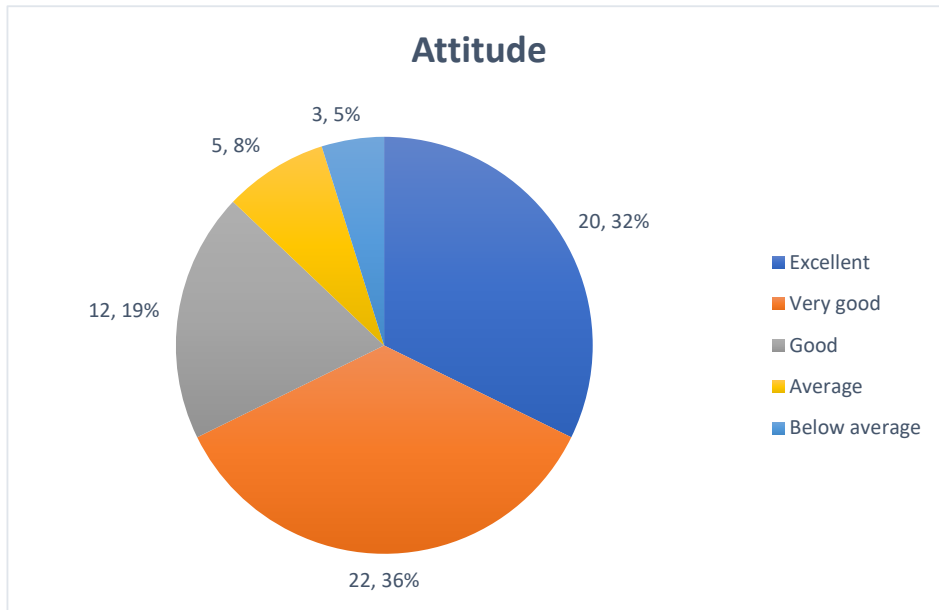
4. Explaining Efficiency

S.No.	View	Frequency	Percent	Angle
1	Excellent	20	32.3	116.28
2	Very good	22	35.5	127.8
3	Good	8	12.9	46.44
4	Average	9	14.5	52.2
5	Below average	3	4.8	17.28
	Total	62	100	360



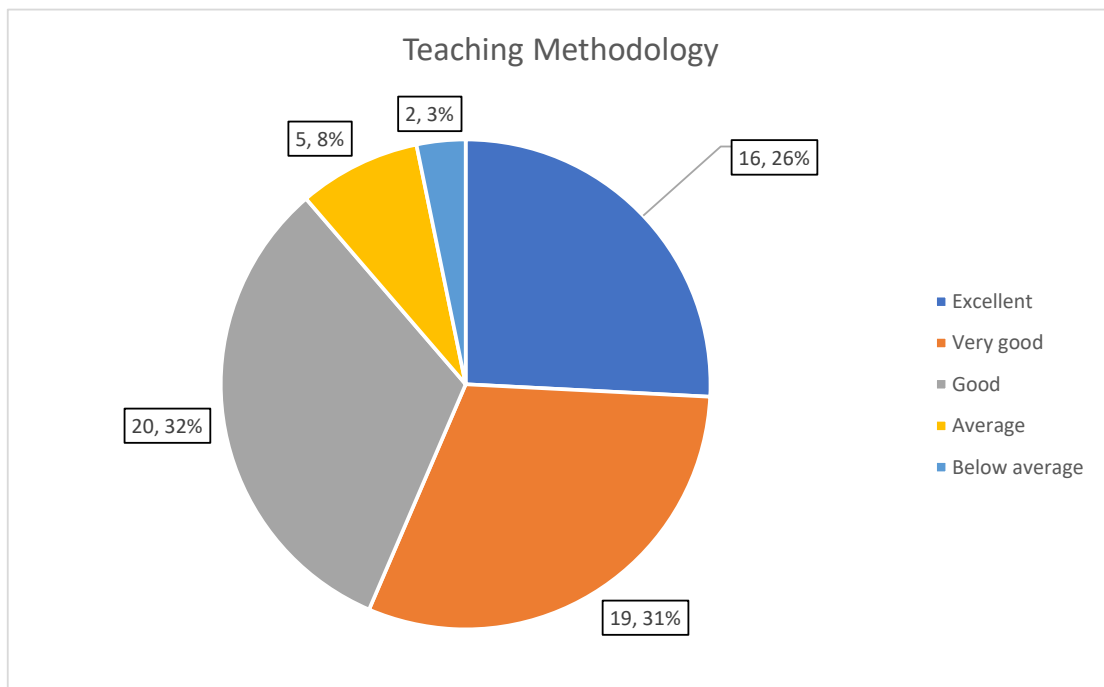
5. Attitude

S.No.	View	Frequency	Percent	Angle
1	Excellent	20	32.3	116.28
2	Very good	22	35.5	127.8
3	Good	12	19.4	69.84
4	Average	5	8.1	29.16
5	Below average	3	4.8	17.28
	Total	62	100.1	360.36



6. Teaching Methodology

S.No.	View	Frequency	Percent	Angle
1	Excellent	16	26	93.6
2	Very good	19	31	111.6
3	Good	20	32	115.2
4	Average	5	8	28.8
5	Below average	2	3	10.8
	Total	62	100	360



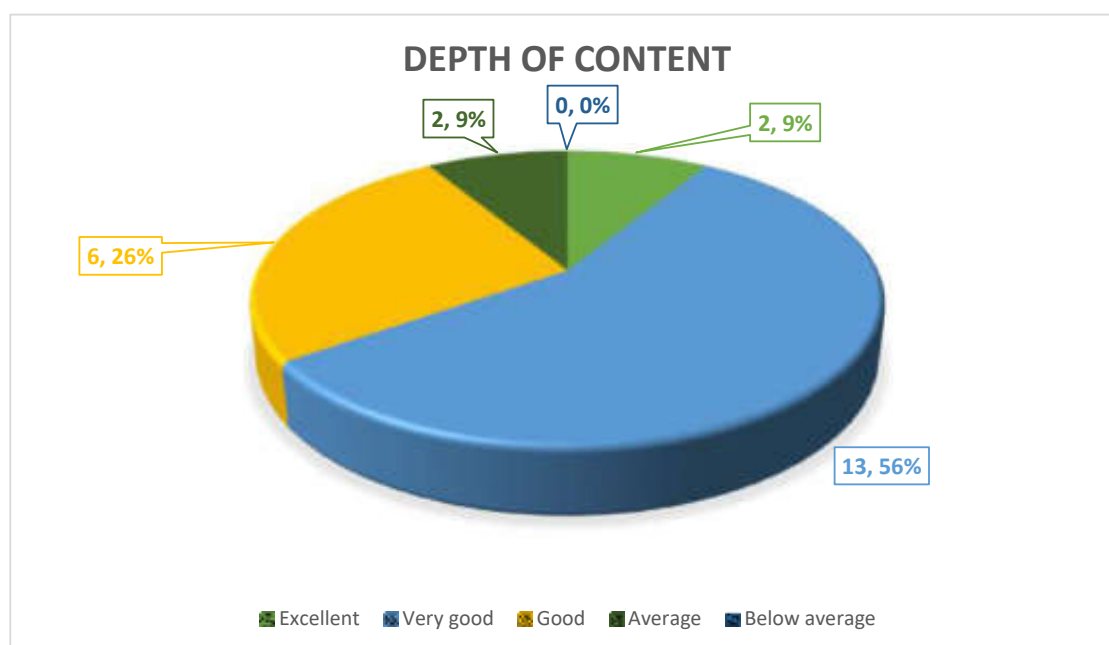
K.M.T. Govt. Girls College, Raigarh (C.G.)

Students Feedback Form For Teacher
Year 2017-18

Prof. E. Lakra

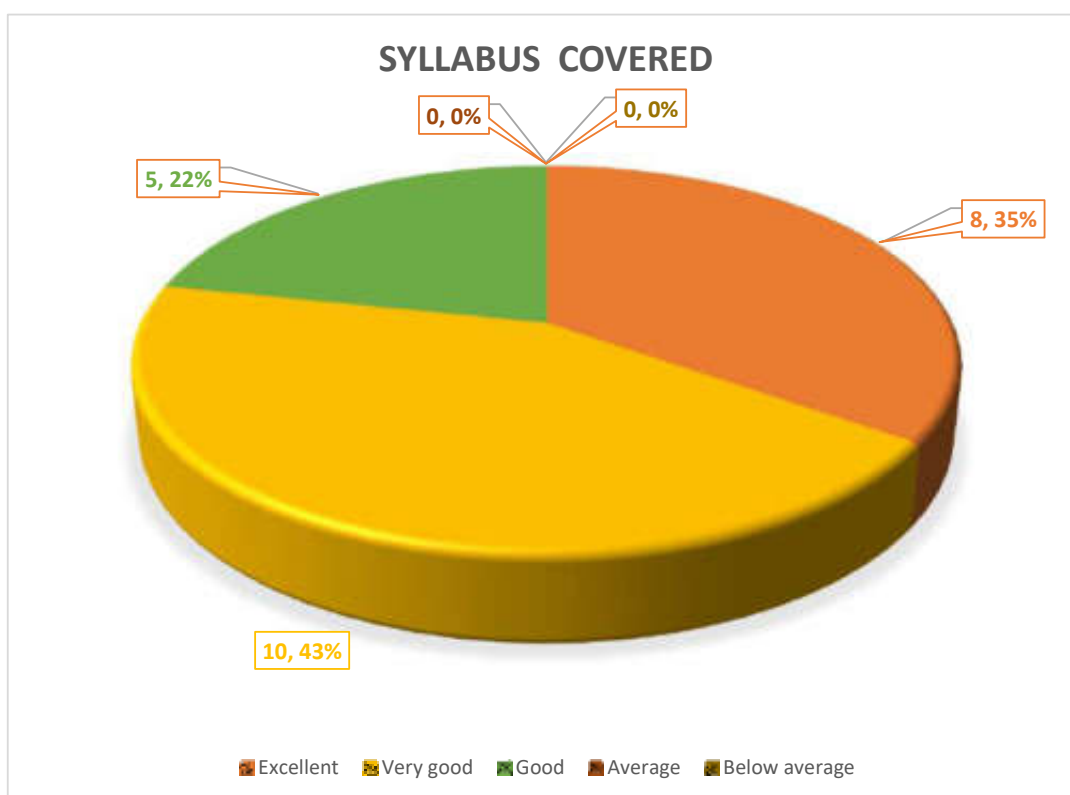
1. Depth of Content

S.No.	View	Frequency	Percent	Angle
1	Excellent	2	8.7	31.32
2	Very good	13	56.5	203.4
3	Good	6	26.1	93.96
4	Average	2	8.7	31.32
5	Below average	0	0	0
	Total	23	100	360



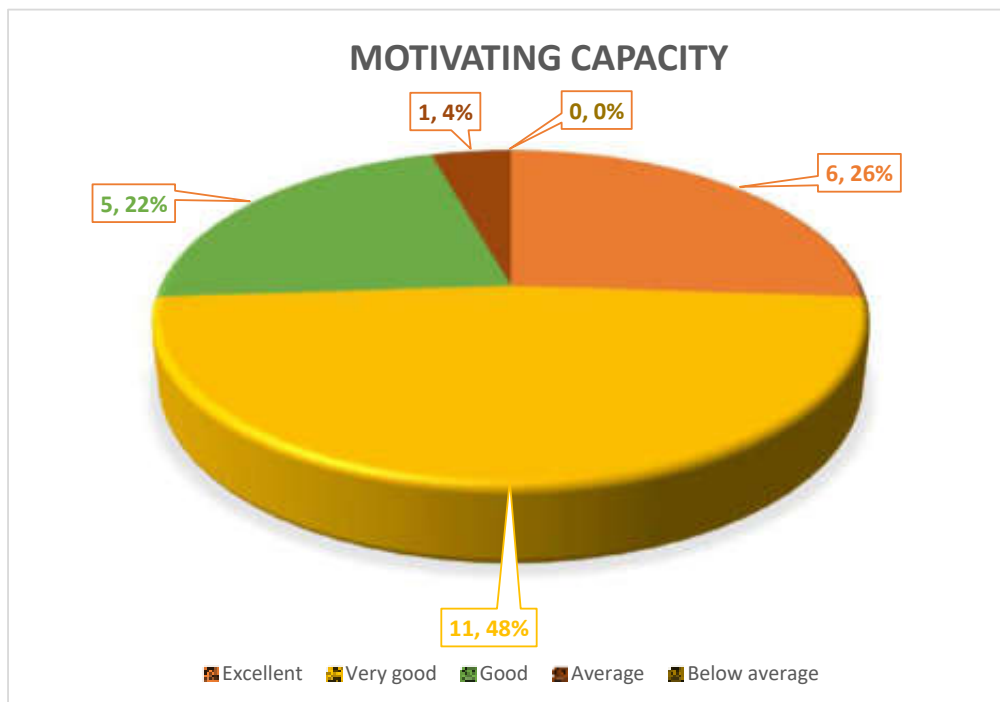
2. Syllabus Covered

S.No.	View	Frequency	Percent	Angle
1	Excellent	8	35	126
2	Very good	10	43	154.8
3	Good	5	22	79.2
4	Average	0	0	0
5	Below average	0	0	0
	Total	23	100	360



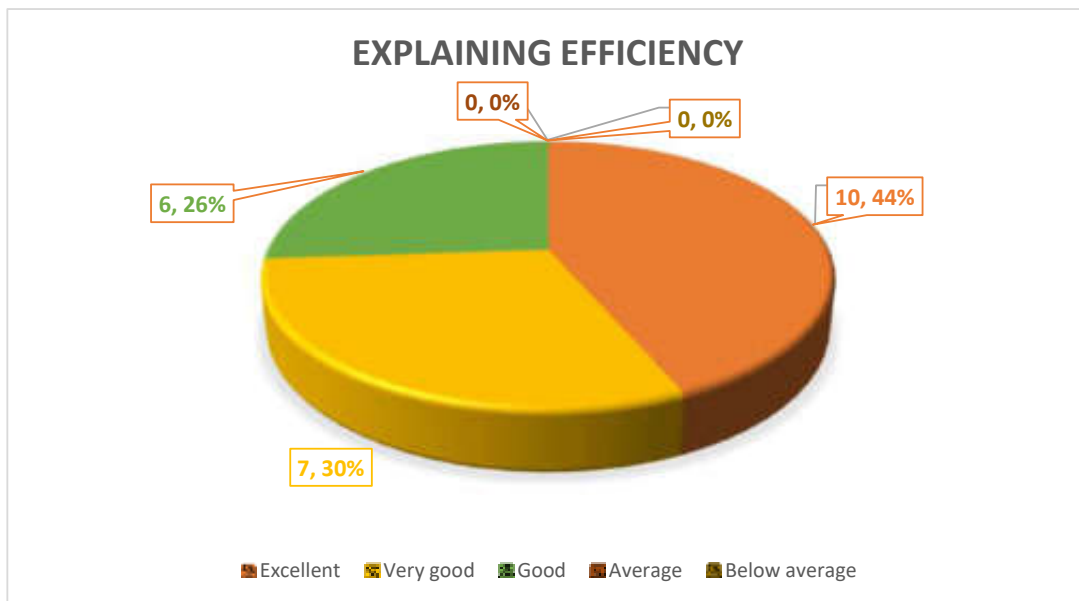
3. Motivating Capacity

S.No.	View	Frequency	Percent	Angle
1	Excellent	6	26	93.6
2	Very good	11	48	172.8
3	Good	5	22	79.2
4	Average	1	4	14.4
5	Below average	0	0	0
	Total	23	100	360



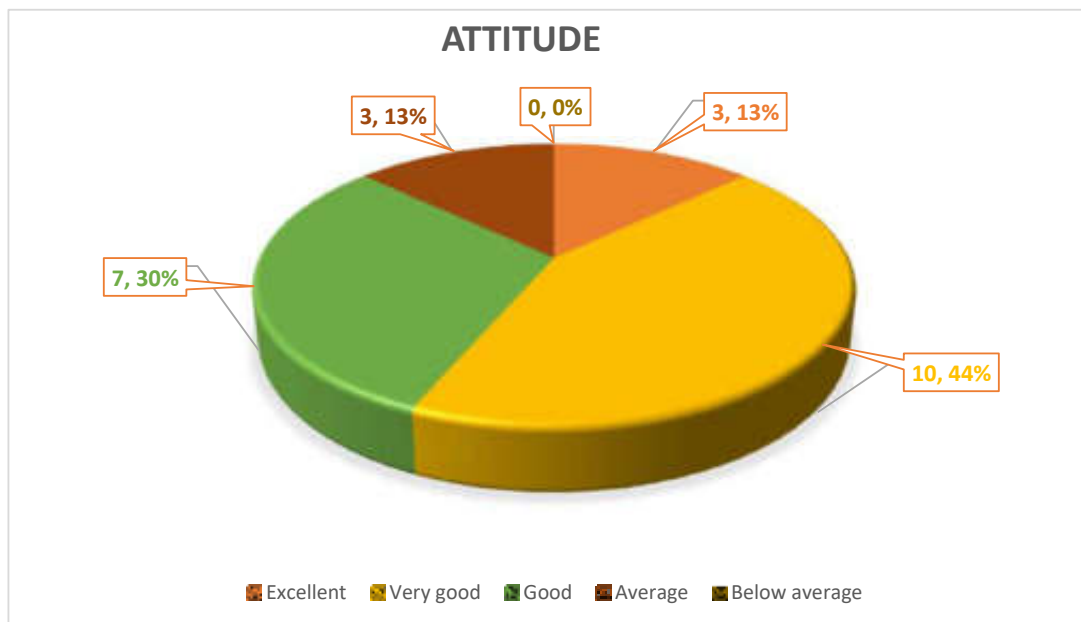
4. Explaining Efficiency

S.No.	View	Frequency	Percent	Angle
1	Excellent	10	43.5	156.6
2	Very good	7	30.4	109.44
3	Good	6	26.1	93.96
4	Average	0	0	0
5	Below average	0	0	0
	Total	23	100	360



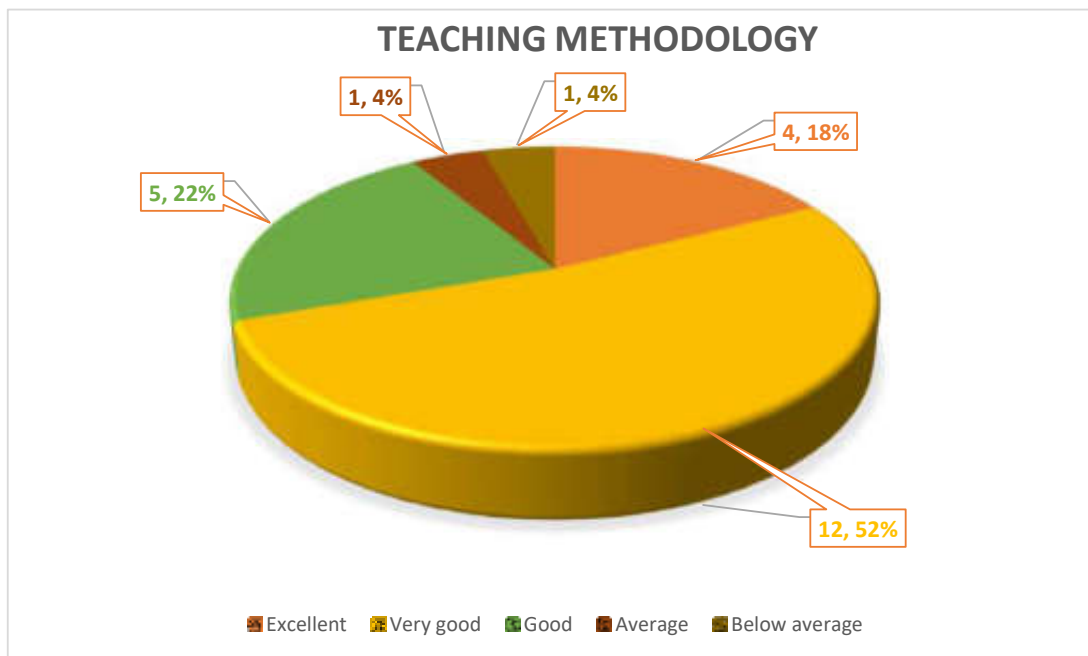
5. Attitude

S.No.	View	Frequency	Percent	Angle
1	Excellent	3	13.04	46.944
2	Very good	10	43.48	156.528
3	Good	7	30.43	109.548
4	Average	3	13.04	46.944
5	Below average	0	0	0
	Total	23	99.99	359.964



6. Teaching Methodology

S.No.	View	Frequency	Percent	Angle
1	Excellent	4	17.39	62.604
2	Very good	12	52.17	187.812
3	Good	5	21.74	78.264
4	Average	1	4.35	15.66
5	Below average	1	4.35	15.66
	Total	23	100	360



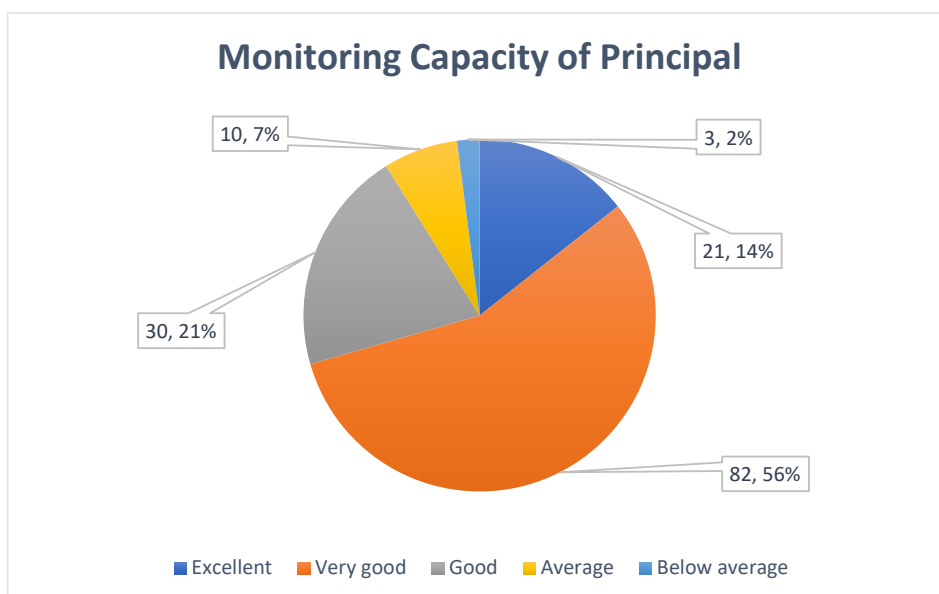
K.M.T. Govt. Girls College, Raigarh (C.G.)

Student Feedback form for office Management

Year 2017-18

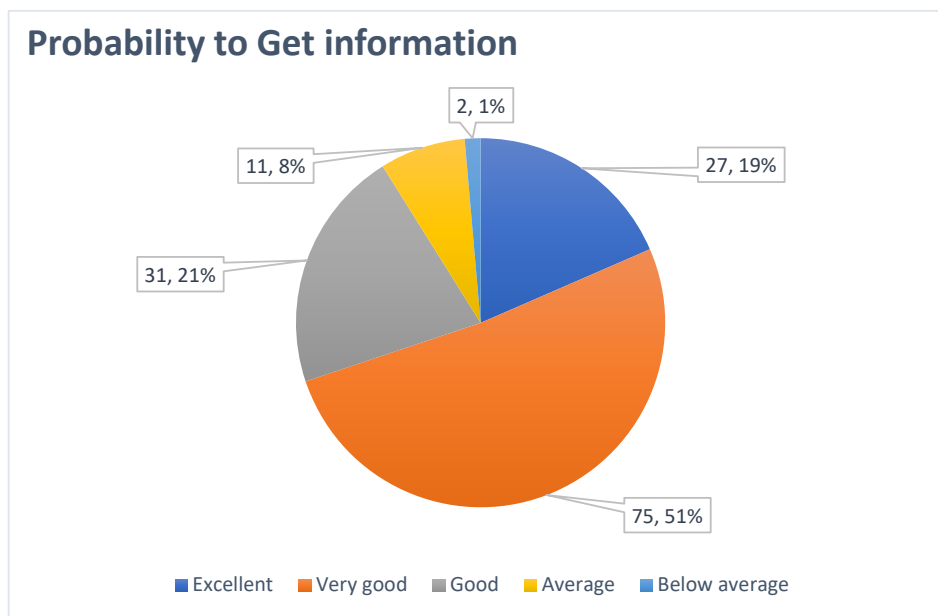
1. Monitoring Capacity of Principal

S.No.	View	Frequency	Percent	Angle
1	Excellent	21	14	50.4
2	Very good	82	56	201.6
3	Good	30	21	75.6
4	Average	10	7	25.2
5	Below average	3	2	7.2
	Total	146	100	360



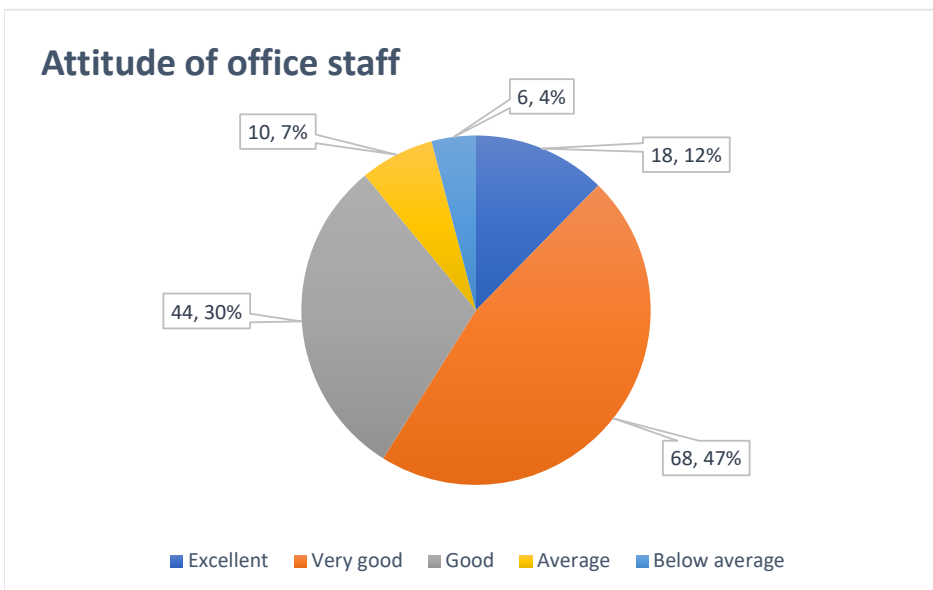
2. Probability to Get information

S.No.	View	Frequency	Percent	Angle
1	Excellent	27	18.5	66.6
2	Very good	75	51.4	185.04
3	Good	31	21.2	76.32
4	Average	11	7.5	27
5	Below average	2	1.4	5.04
	Total	146	100	360



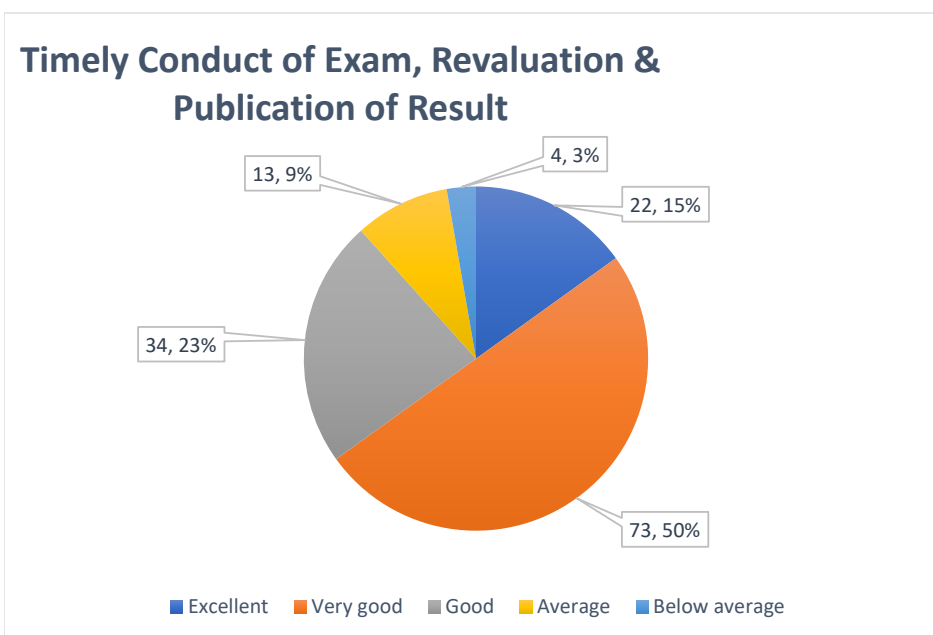
3. Attitude of office staff

S.No.	View	Frequency	Percent	Angle
1	Excellent	18	12	43.2
2	Very good	68	47	169.2
3	Good	44	30	108
4	Average	10	7	25.2
5	Below average	6	4	14.4
	Total	146	100	360



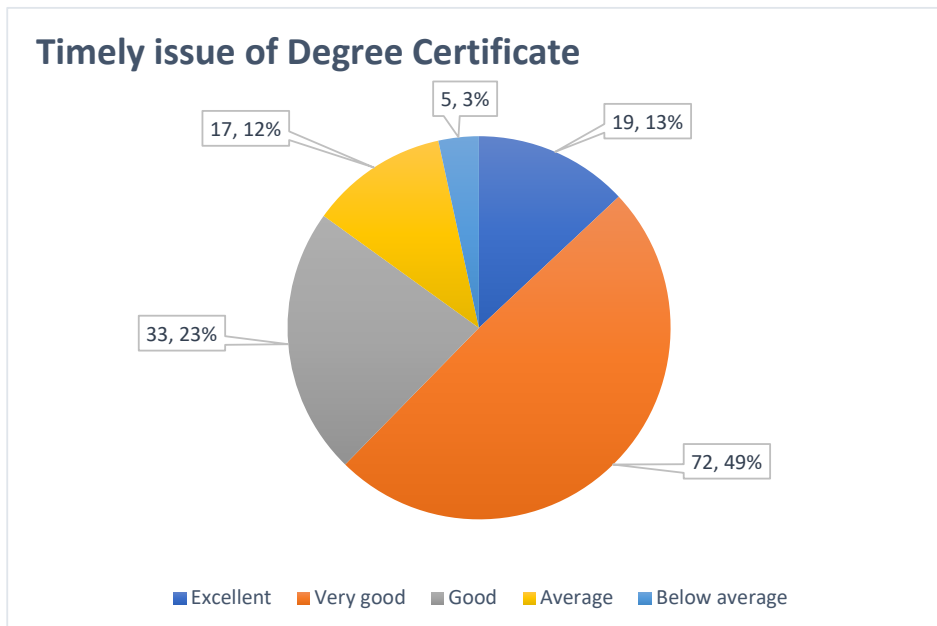
4. Timely Conduct of Exam, Revaluation & Publication of Result

S.No.	View	Frequency	Percent	Angle
1	Excellent	22	15	54
2	Very good	73	50	180
3	Good	34	23	82.8
4	Average	13	9	32.4
5	Below average	4	3	10.8
	Total	146	100	360



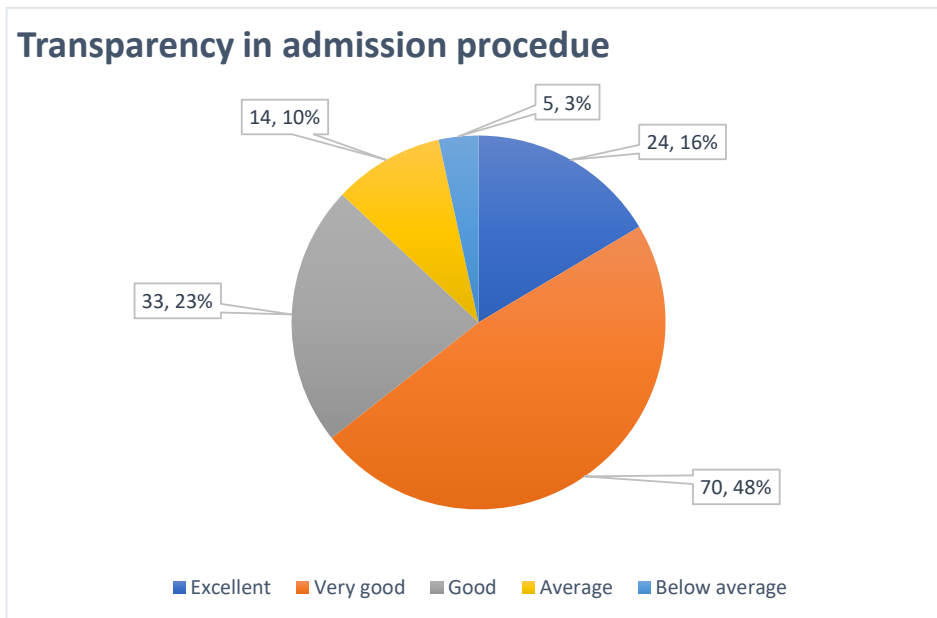
5. Timely issue of Degree Certificate

S.No.	View	Frequency	Percent	Angle
1	Excellent	19	13	46.8
2	Very good	72	49	176.4
3	Good	33	23	82.8
4	Average	17	12	43.2
5	Below average	5	3	10.8
	Total	146	100	360



6. Transparency in admission procedue

S.No.	View	Frequency	Percent	Angle
1	Excellent	24	16	57.6
2	Very good	70	48	172.8
3	Good	33	23	82.8
4	Average	14	10	36
5	Below average	5	3	10.8
	Total	146	100	360



Conclusion :

The inputs given by students on different points it is obvious from their analysis that they have amueiated the admission process, staff behaviour, possibility of getting timely information as a whole in very good category.

It is clear that there is a need for further improvement in these areas so that the institute can move towards excellence in providing those services.

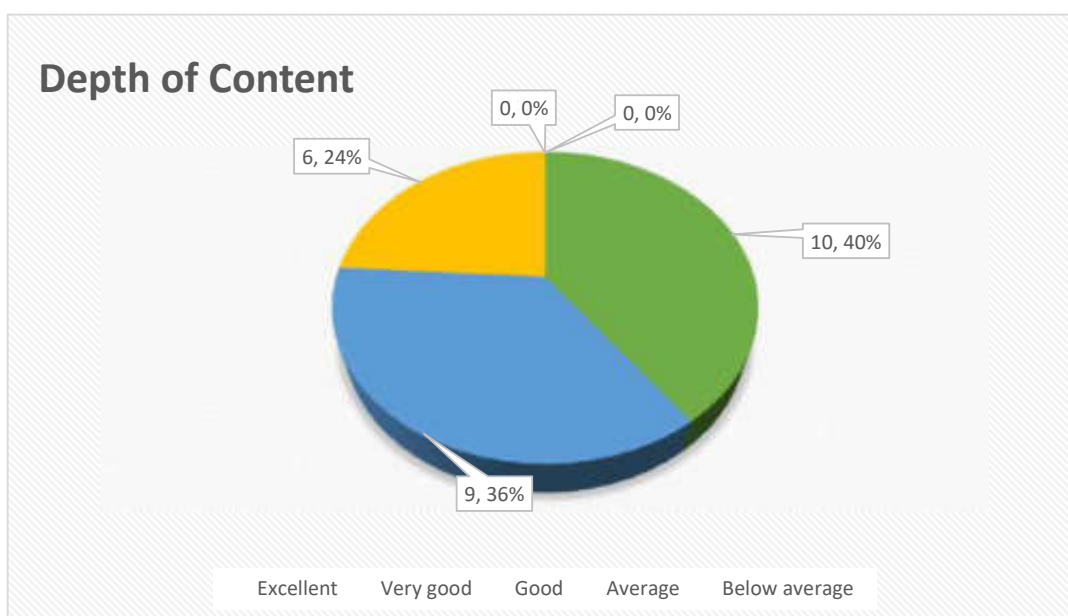
K.M.T. Govt. Girls College, Raigarh (C.G.)

Students Feedback Form For Teacher
Year 2017-18

Dr. Subala Nande

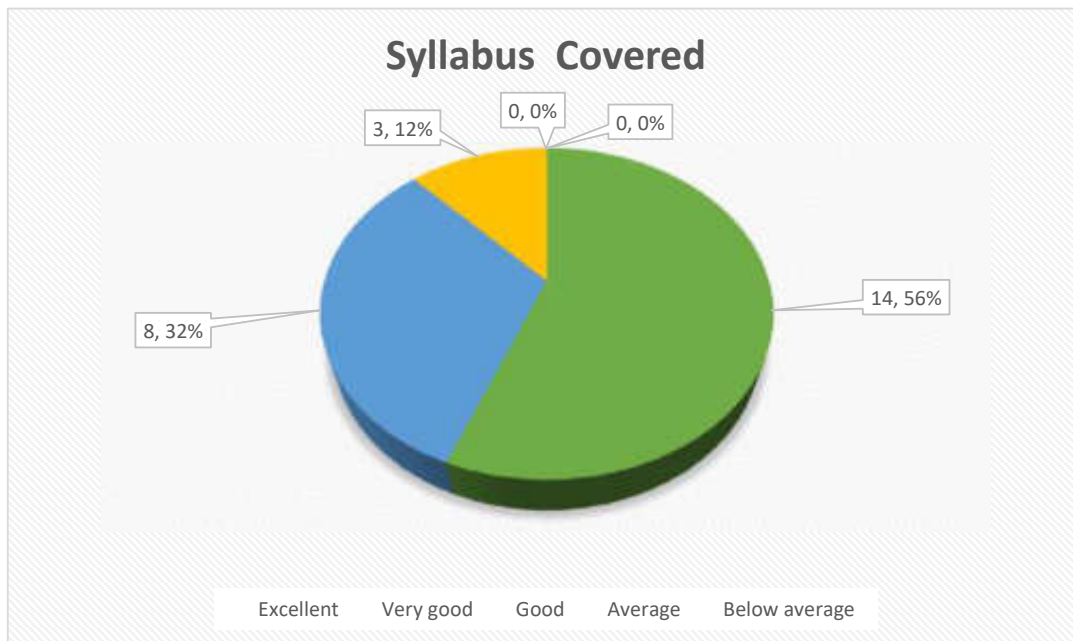
1. Depth of Content

S.No.	View	Frequency	Percent	Angle
1	Excellent	10	40	144
2	Very good	9	36	129.6
3	Good	6	24	86.4
4	Average	0	0	0
5	Below average	0	0	0
	Total	25	100	360



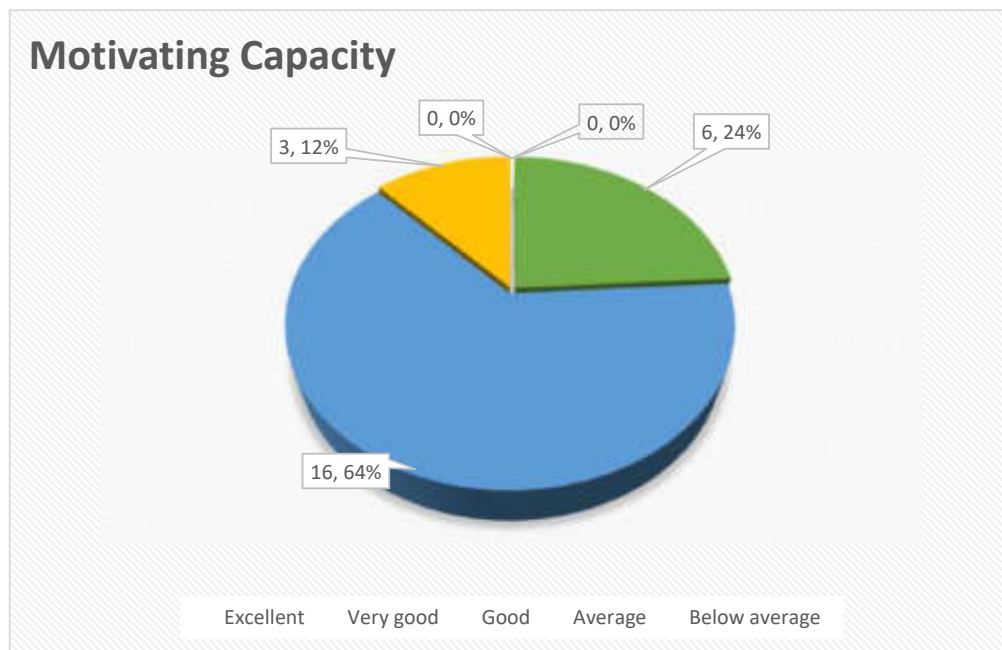
2. Syllabus Covered

S.No.	View	Frequency	Percent	Angle
1	Excellent	14	56	201.6
2	Very good	8	32	115.2
3	Good	3	12	43.2
4	Average	0	0	0
5	Below average	0	0	0
	Total	25	100	360



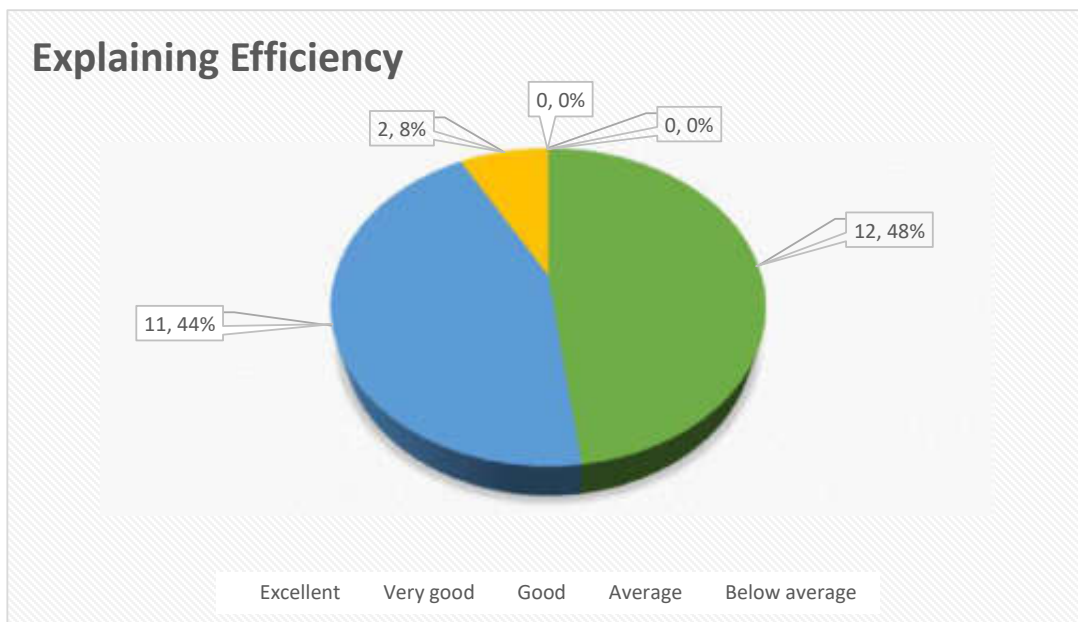
3. Motivating Capacity

S.No.	View	Frequency	Percent	Angle
1	Excellent	6	24	86.4
2	Very good	16	64	230.4
3	Good	3	12	43.2
4	Average	0	0	0
5	Below average	0	0	0
	Total	25	100	360



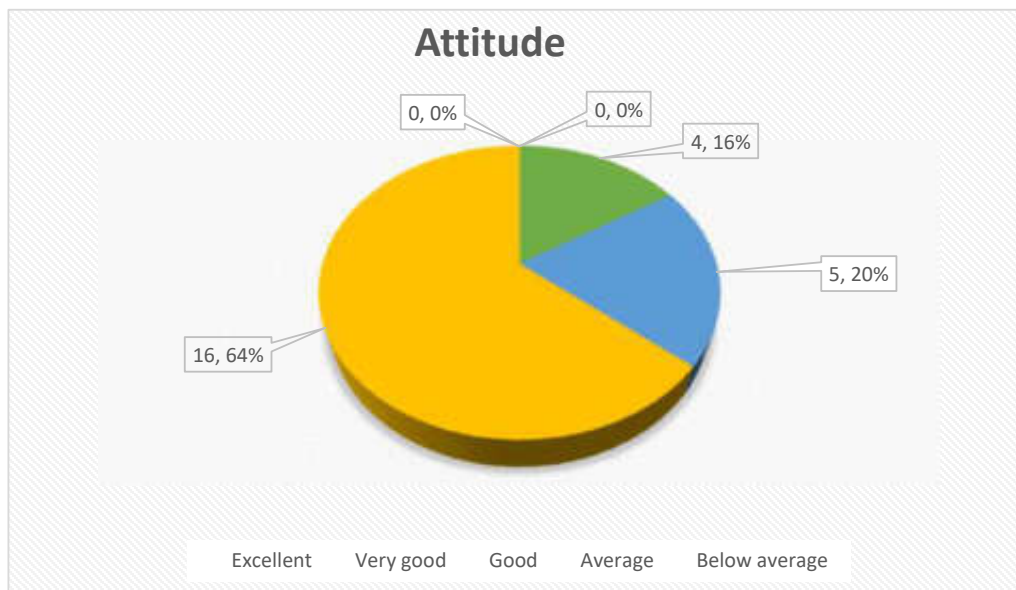
4. Explaining Efficiency

S.No.	View	Frequency	Percent	Angle
1	Excellent	12	48	172.8
2	Very good	11	44	158.4
3	Good	2	8	28.8
4	Average	0	0	0
5	Below average	0	0	0
	Total	25	100	360



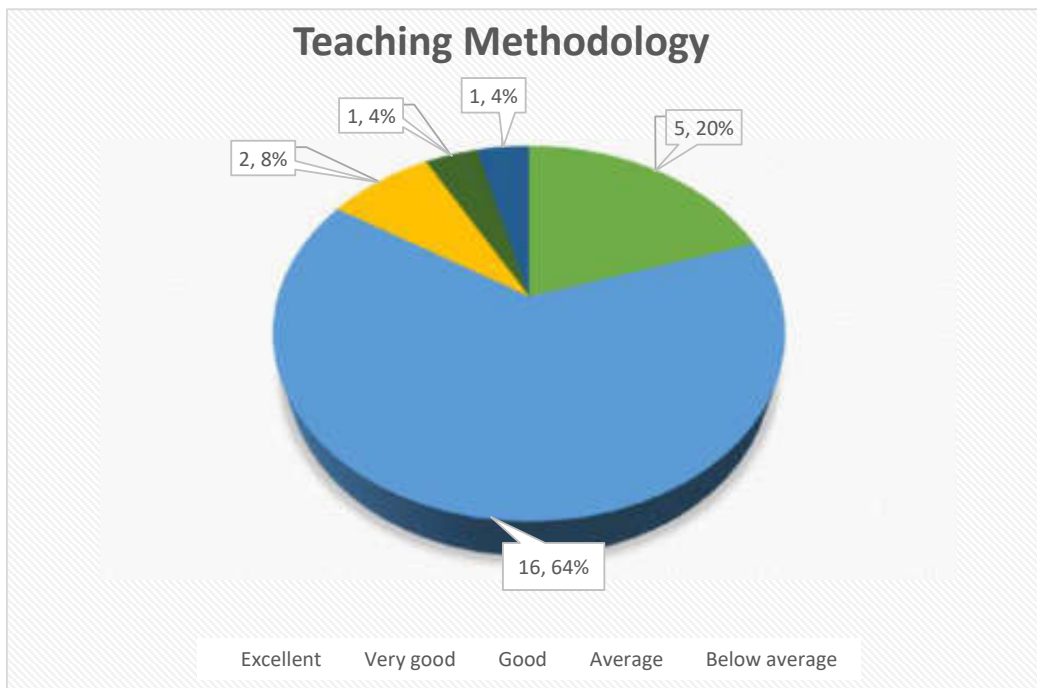
5. Attitude

S.No.	View	Frequency	Percent	Angle
1	Excellent	4	16	57.6
2	Very good	5	20	72
3	Good	16	64	230.4
4	Average	0	0	0
5	Below average	0	0	0
	Total	25	100	360



6. Teaching Methodology

S.No.	View	Frequency	Percent	Angle
1	Excellent	5	20	72
2	Very good	16	64	230.4
3	Good	2	8	28.8
4	Average	1	4	14.4
5	Below average	1	4	14.4
	Total	25	100	360



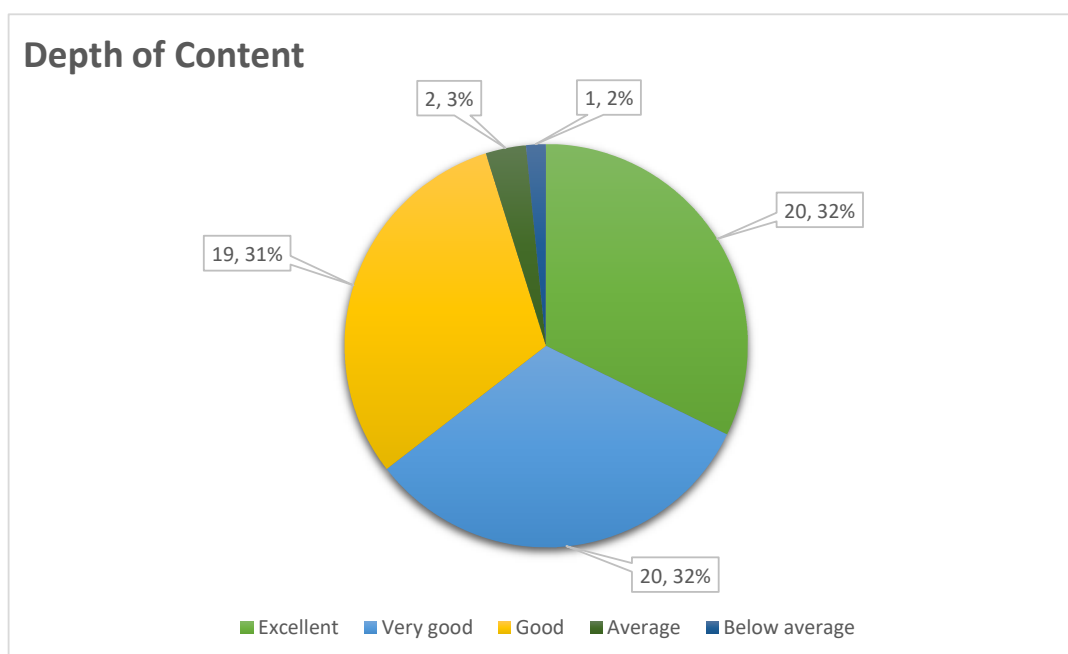
K.M.T. Govt. Girls College, Raigarh (C.G.)

Students Feedback Form For Teacher
Year 2017-18

Prof. Neeti Dewangan

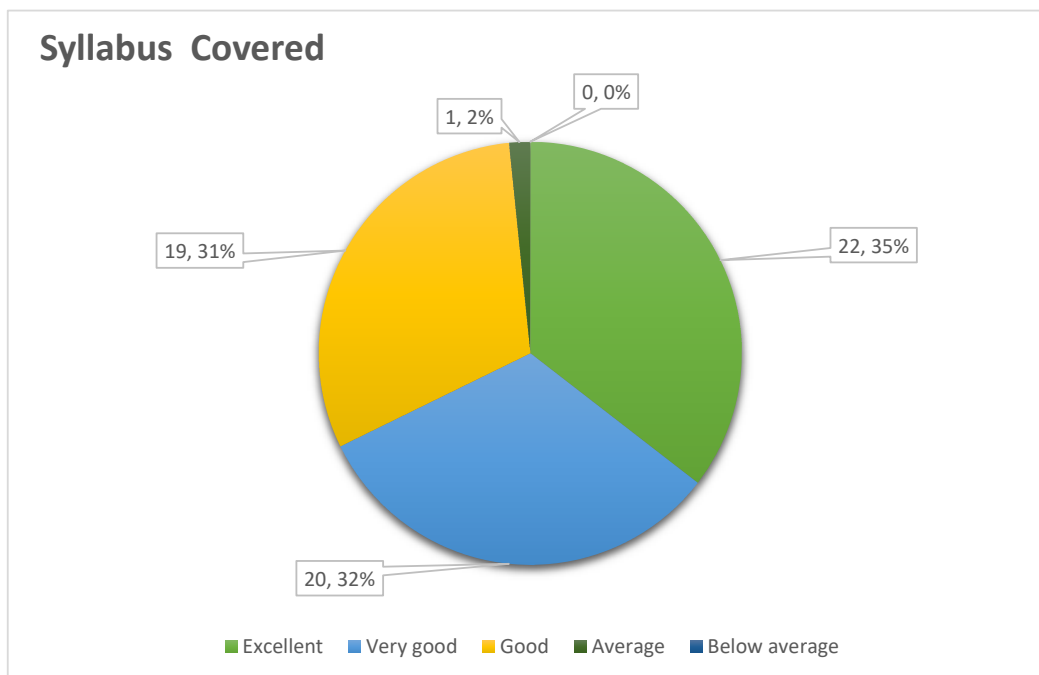
1. Depth of Content

S.No.	View	Frequency	Percent	Angle
1	Excellent	20	32	115.2
2	Very good	20	32	115.2
3	Good	19	31	111.6
4	Average	2	3	10.8
5	Below average	1	2	7.2
	Total	62	100	360



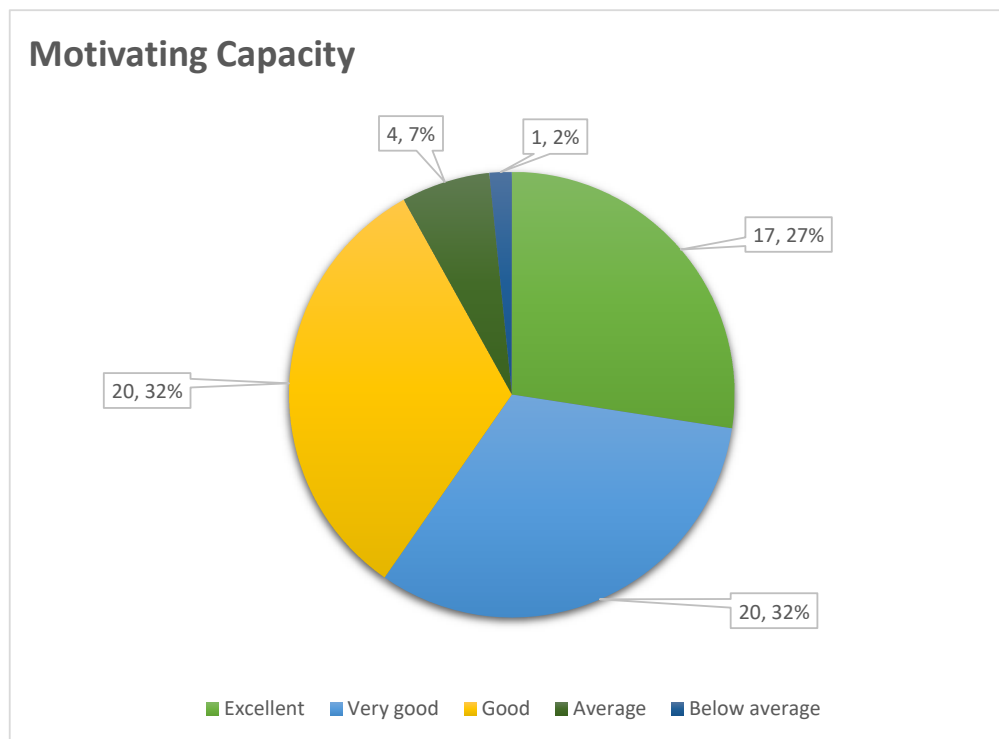
2. Syllabus Covered

S.No.	View	Frequency	Percent	Angle
1	Excellent	22	35	126
2	Very good	20	32	115.2
3	Good	19	31	111.6
4	Average	1	2	7.2
5	Below average	0	0	0
	Total	62	100	360



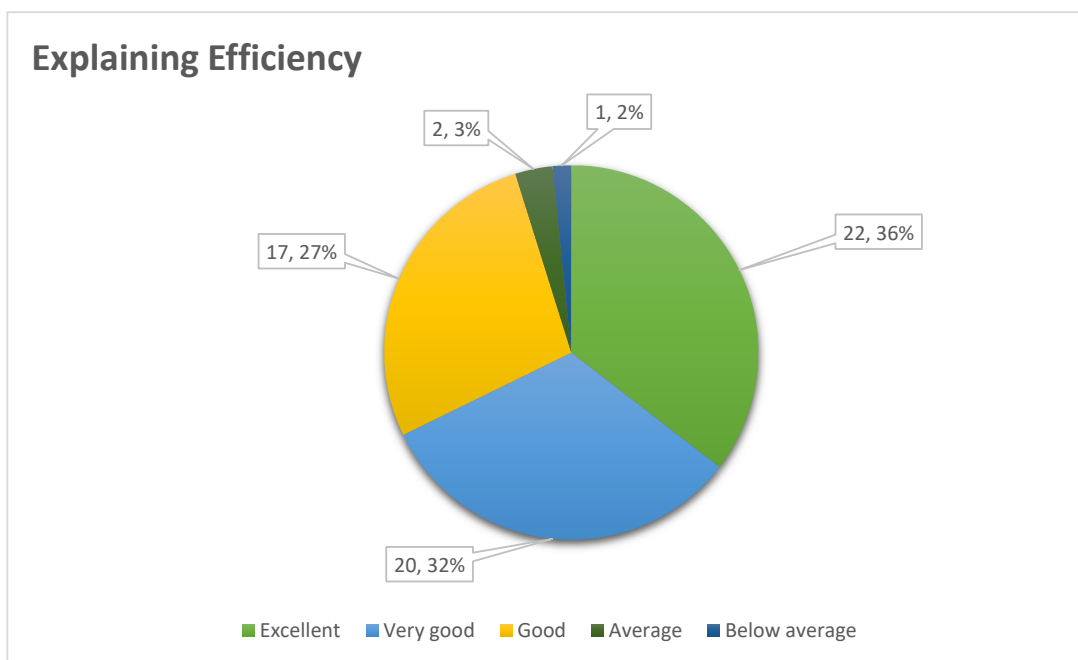
3. Motivating Capacity

S.No.	View	Frequency	Percent	Angle
1	Excellent	17	27.42	98.712
2	Very good	20	32.26	116.136
3	Good	20	32.26	116.136
4	Average	4	6.45	23.22
5	Below average	1	1.61	5.796
	Total	62	100	360



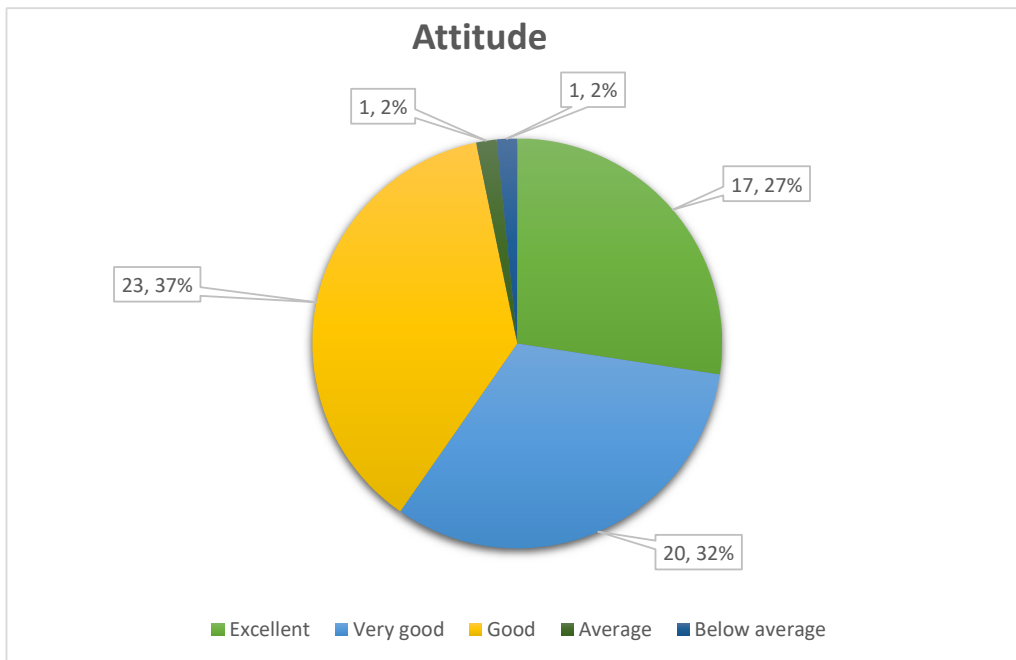
4. Explaining Efficiency

S.No.	View	Frequency	Percent	Angle
1	Excellent	22	35.5	127.8
2	Very good	20	32.3	116.28
3	Good	17	27.4	98.64
4	Average	2	3.2	11.52
5	Below average	1	1.6	5.76
	Total	62	100	360



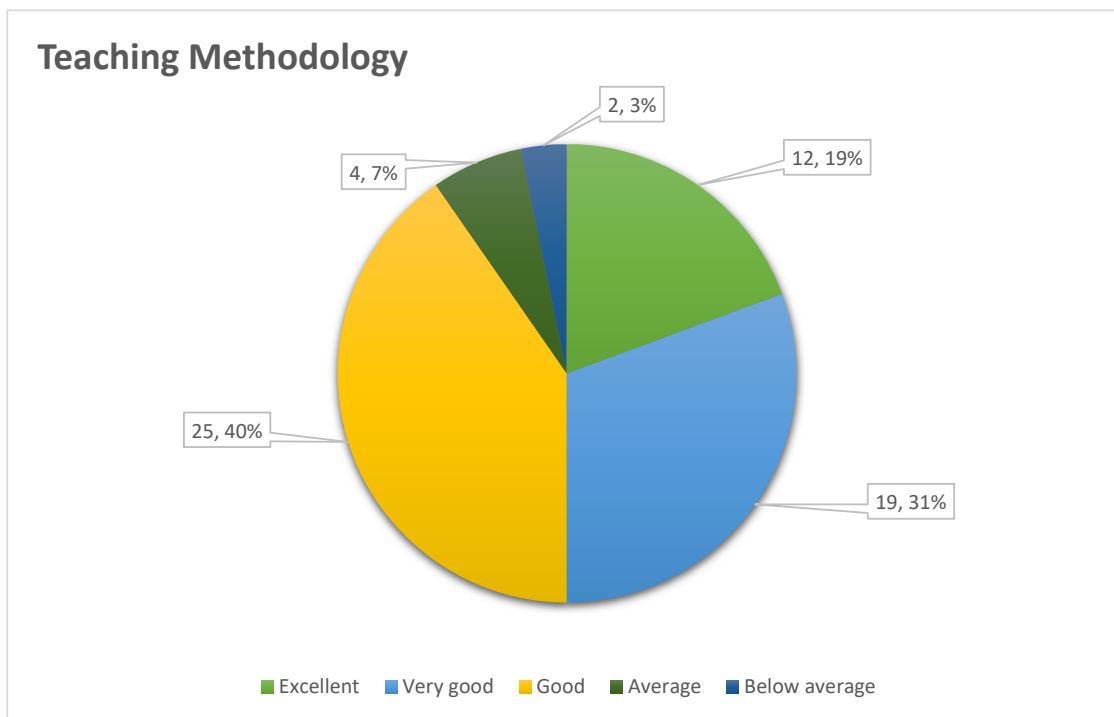
5. Attitude

S.No.	View	Frequency	Percent	Angle
1	Excellent	17	27	97.2
2	Very good	20	32	115.2
3	Good	23	37	133.2
4	Average	1	2	7.2
5	Below average	1	2	7.2
	Total	62	100	360



6. Teaching Methodology

S.No.	View	Frequency	Percent	Angle
1	Excellent	12	19.4	69.84
2	Very good	19	30.6	110.16
3	Good	25	40.3	145.08
4	Average	4	6.5	23.4
5	Below average	2	3.2	11.52
	Total	62	100	360



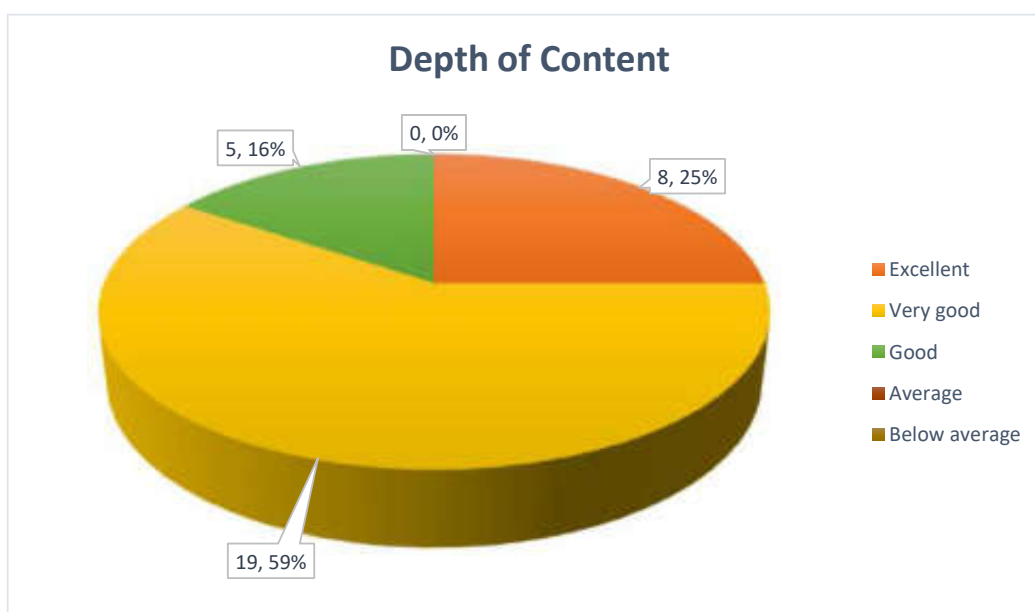
K.M.T. Govt. Girls College, Raigarh (C.G.)

Students Feedback Form For Teacher
Year 2017-18

Dr. Uma Negi

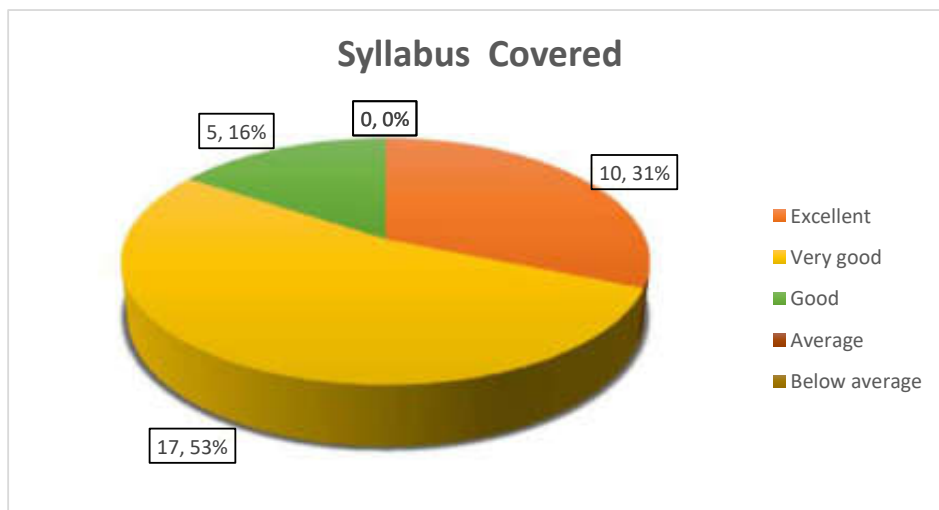
1. Depth of Content

S.No.	View	Frequency	Percent	Angle
1	Excellent	8	25	90
2	Very good	19	59	212.4
3	Good	5	16	57.6
4	Average	0	0	0
5	Below average	0	0	0
	Total	32	100	360



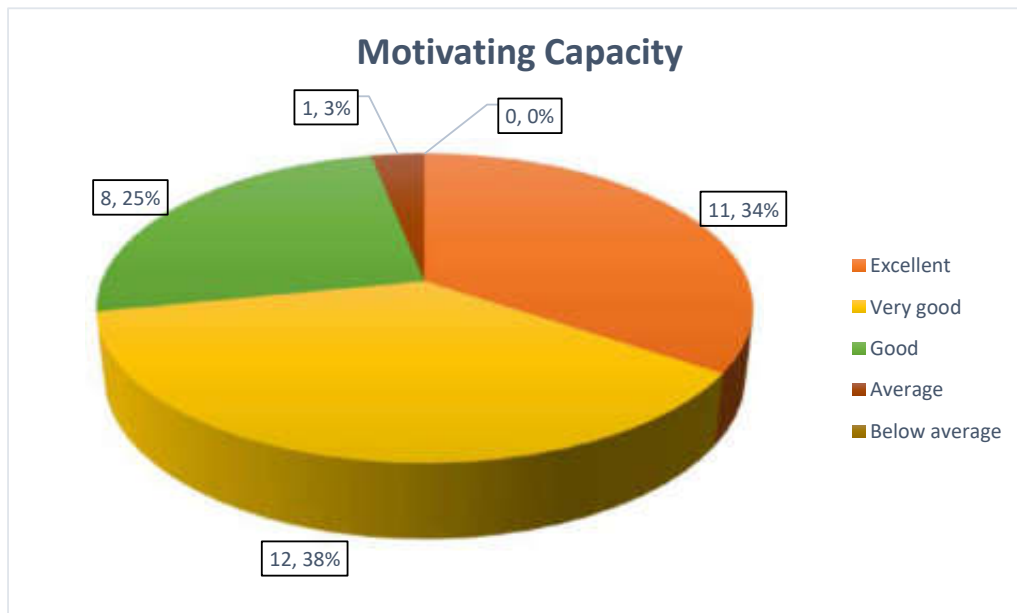
2. Syllabus Covered

S.No.	View	Frequency	Percent	Angle
1	Excellent	10	31	111.6
2	Very good	17	53	190.8
3	Good	5	16	57.6
4	Average	0	0	0
5	Below average	0	0	0
	Total	32	100	360



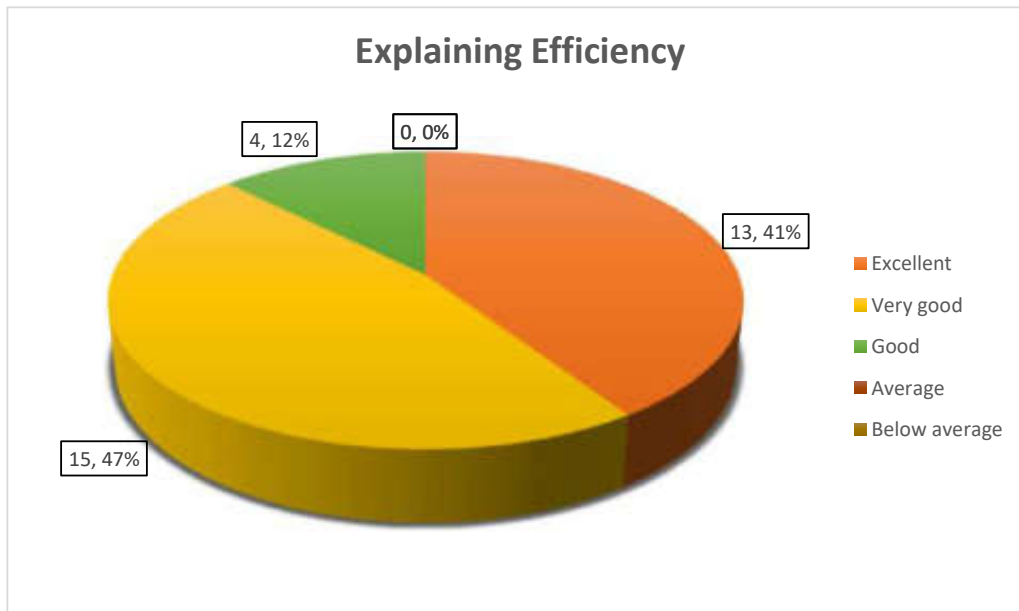
3. Motivating Capacity

S.No.	View	Frequency	Percent	Angle
1	Excellent	11	34	122.4
2	Very good	12	38	136.8
3	Good	8	25	90
4	Average	1	3	10.8
5	Below average	0	0	0
	Total	32	100	360



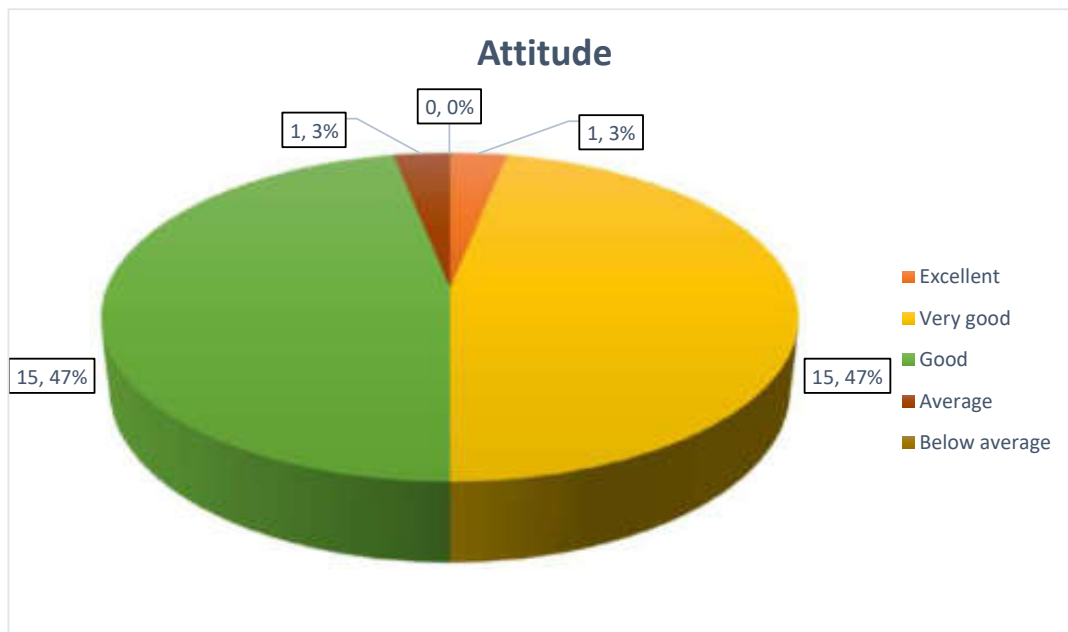
4. Explaining Efficiency

S.No.	View	Frequency	Percent	Angle
1	Excellent	13	40.6	146.16
2	Very good	15	46.9	168.84
3	Good	4	12.5	45
4	Average	0	0	0
5	Below average	0	0	0
	Total	32	100	360



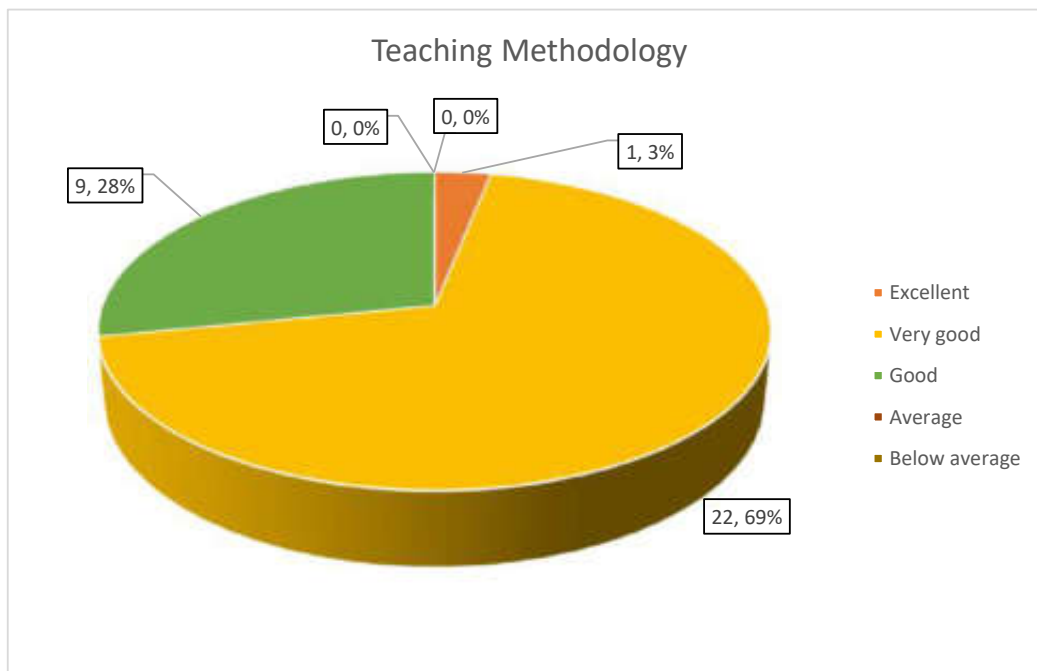
5. Attitude

S.No.	View	Frequency	Percent	Angle
1	Excellent	1	3	10.8
2	Very good	15	47	169.2
3	Good	15	47	169.2
4	Average	1	3	10.8
5	Below average	0	0	0
	Total	32	100	360



6. Teaching Methodology

S.No.	View	Frequency	Percent	Angle
1	Excellent	1	3	10.8
2	Very good	22	69	248.4
3	Good	9	28	100.8
4	Average	0	0	0
5	Below average	0	0	0
	Total	32	100	360



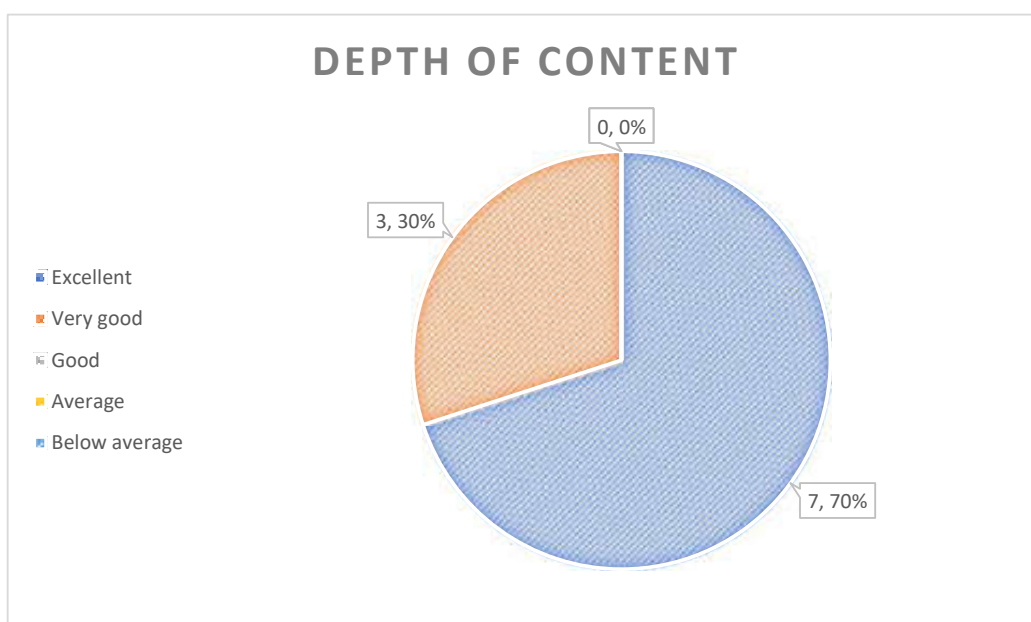
K.M.T. Govt. Girls College, Raigarh (C.G.)

Students Feedback Form For Teacher
Year 2017-18

Prof. N.M. Gardia

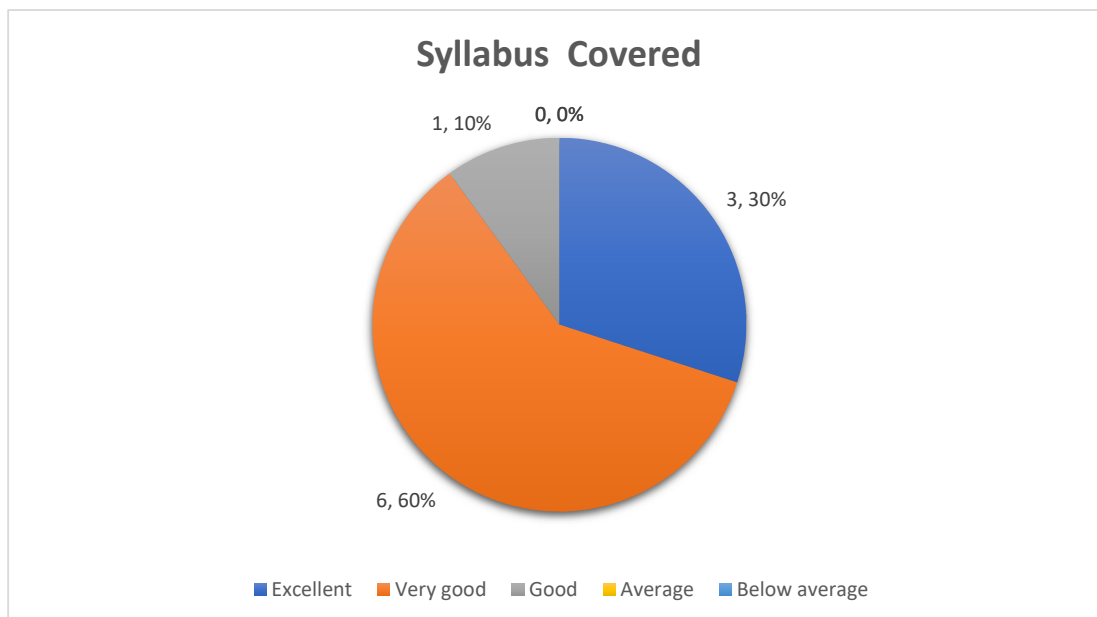
1. Depth of Content

S.No.	View	Frequency	Percent	Angle
1	Excellent	7	70	252
2	Very good	3	30	108
3	Good	0	0	0
4	Average	0	0	0
5	Below average	0	0	0
	Total	10	100	360



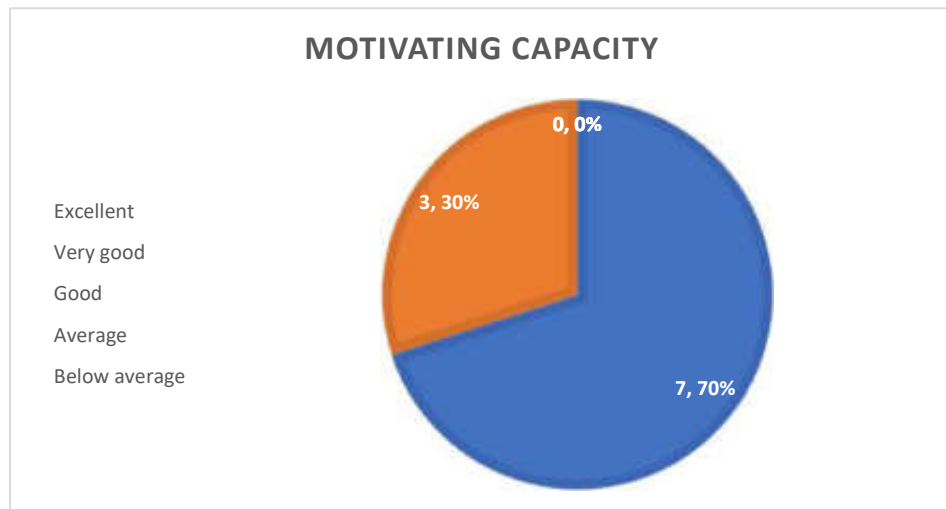
2. Syllabus Covered

S.No.	View	Frequency	Percent	Angle
1	Excellent	3	30	108
2	Very good	6	60	216
3	Good	1	10	36
4	Average	0	0	0
5	Below average	0	0	0
	Total	10	100	360



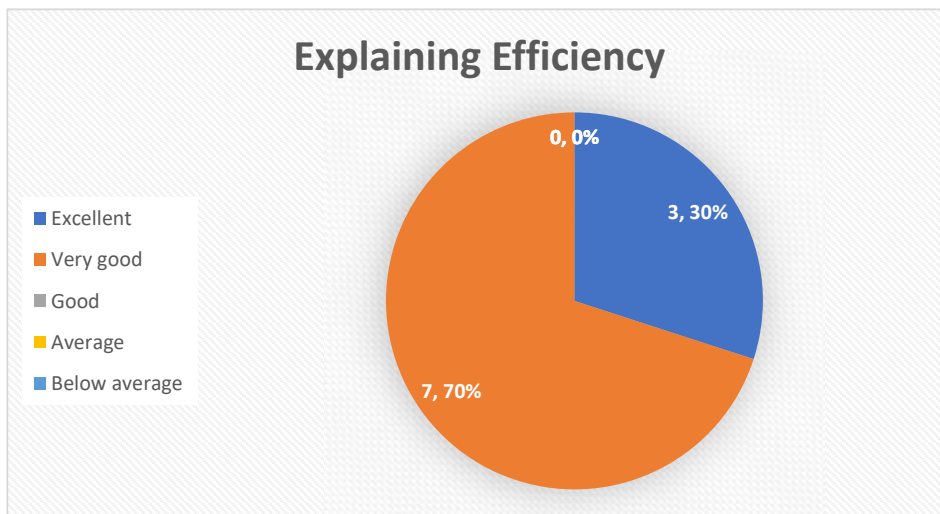
3. Motivating Capacity

S.No.	View	Frequency	Percent	Angle
1	Excellent	7	70	252
2	Very good	3	30	108
3	Good	0	0	0
4	Average	0	0	0
5	Below average	0	0	0
	Total	10	100	360



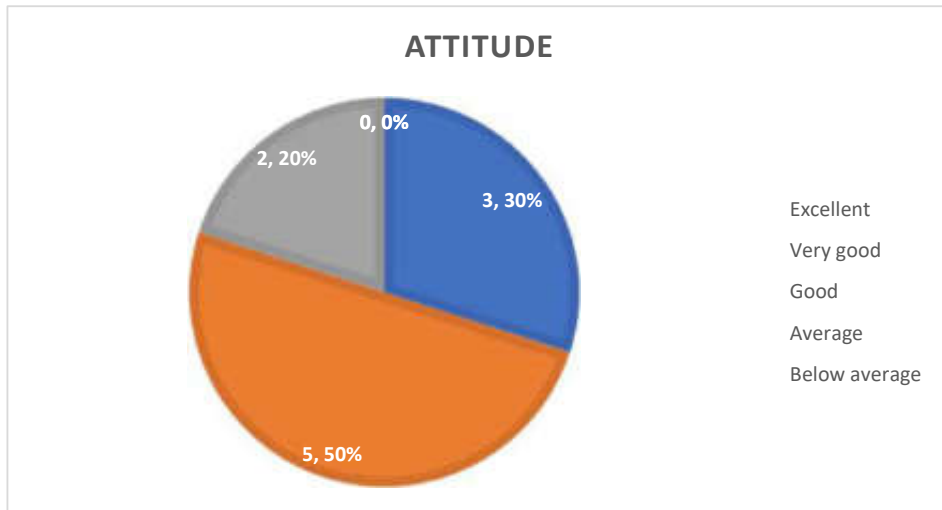
4. Explaining Efficiency

S.No.	View	Frequency	Percent	Angle
1	Excellent	3	30	108
2	Very good	7	70	252
3	Good	0	0	0
4	Average	0	0	0
5	Below average	0	0	0
	Total	10	100	360



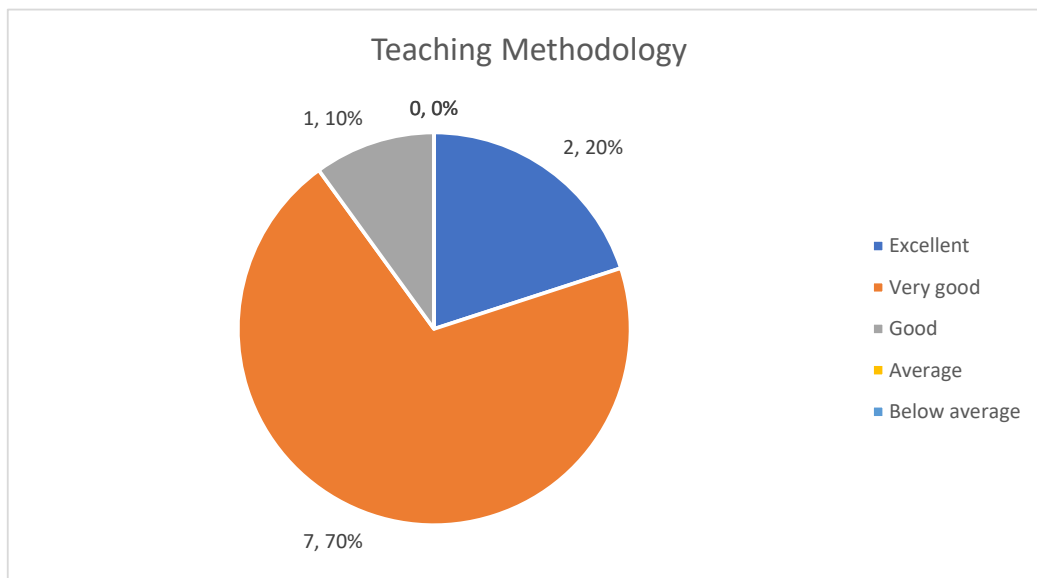
5. Attitude

S.No.	View	Frequency	Percent	Angle
1	Excellent	3	30	108
2	Very good	5	50	180
3	Good	2	20	72
4	Average	0	0	0
5	Below average	0	0	0
	Total	10	100	360



6. Teaching Methodology

S.No.	View	Frequency	Percent	Angle
1	Excellent	2	20	72
2	Very good	7	70	252
3	Good	1	10	36
4	Average	0	0	0
5	Below average	0	0	0
	Total	10	100	360



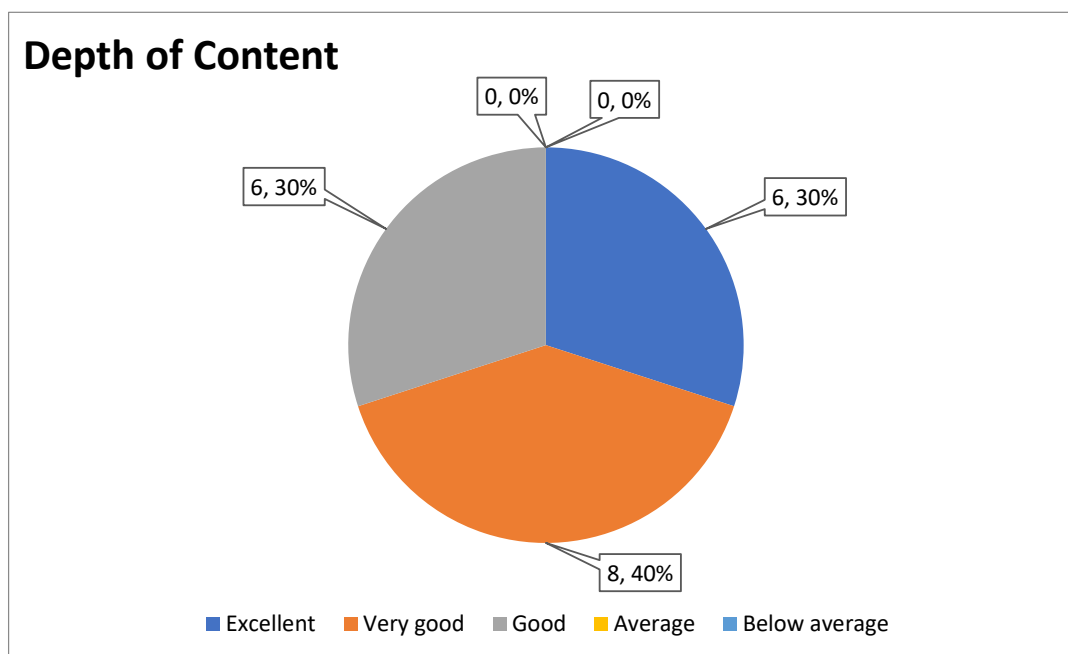
K.M.T. Govt. Girls College, Raigarh (C.G.)

Students Feedback Form For Teacher
Year 2017-18

Dr. Pramod Kumar Sahu

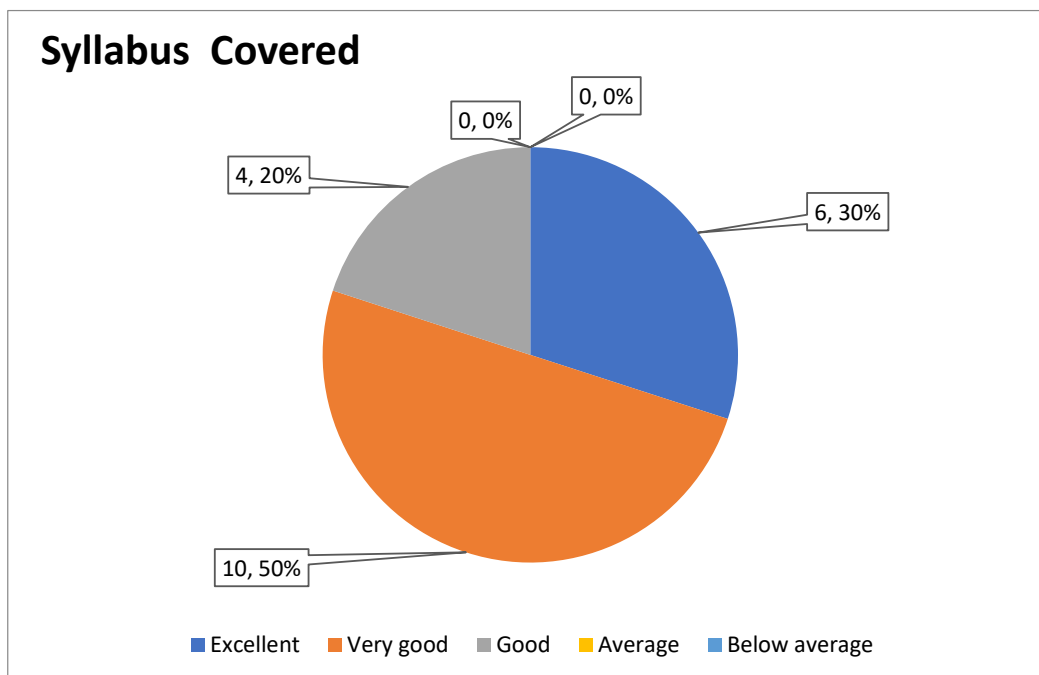
1. Depth of Content

S.No.	View	Frequency	Percent	Angle
1	Excellent	6	30	108
2	Very good	8	40	144
3	Good	6	30	108
4	Average	0	0	0
5	Below average	0	0	0
	Total	20	100	360



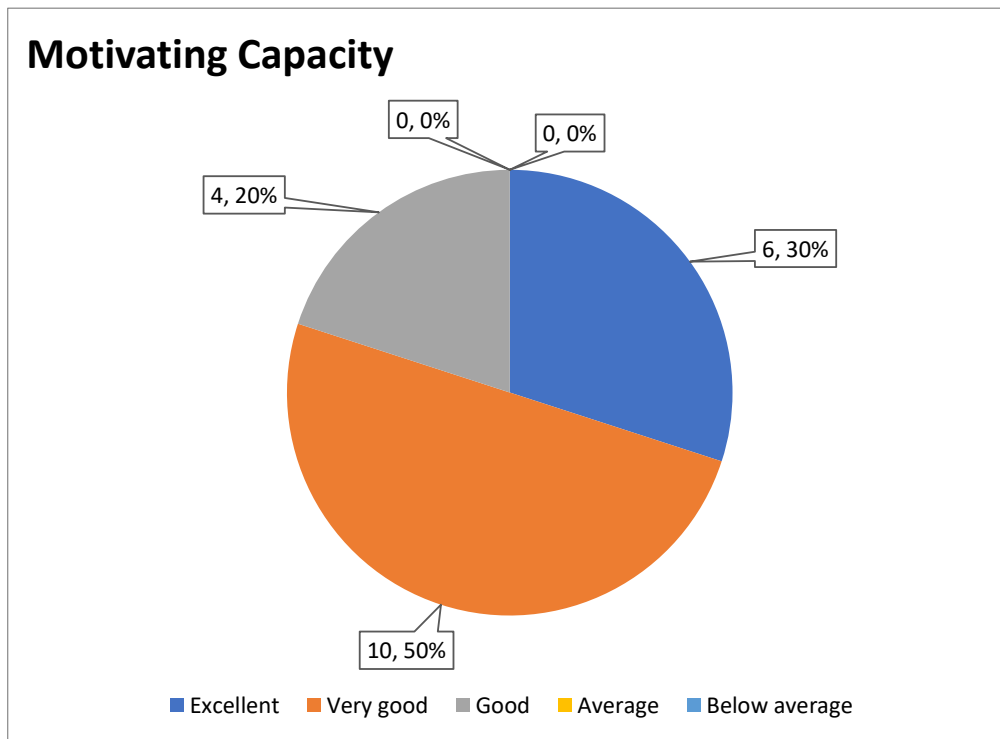
2. Syllabus Covered

S.No.	View	Frequency	Percent	Angle
1	Excellent	6	30	108
2	Very good	10	50	180
3	Good	4	20	72
4	Average	0	0	0
5	Below average	0	0	0
	Total	20	100	360



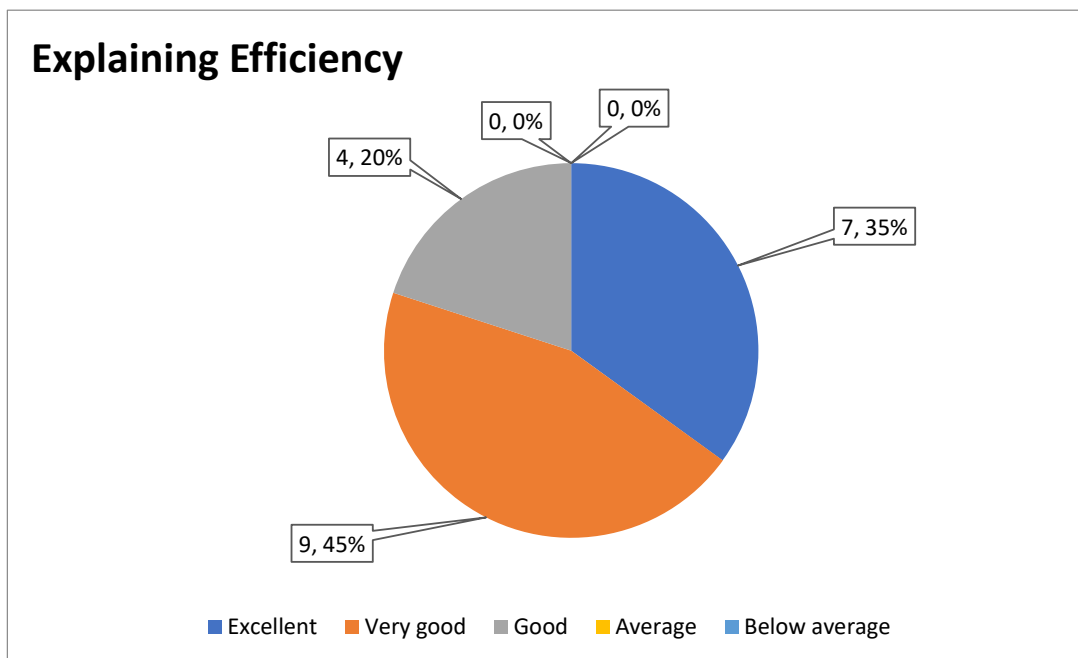
3. Motivating Capacity

S.No.	View	Frequency	Percent	Angle
1	Excellent	6	30	108
2	Very good	10	50	180
3	Good	4	20	72
4	Average	0	0	0
5	Below average	0	0	0
	Total	20	100	360



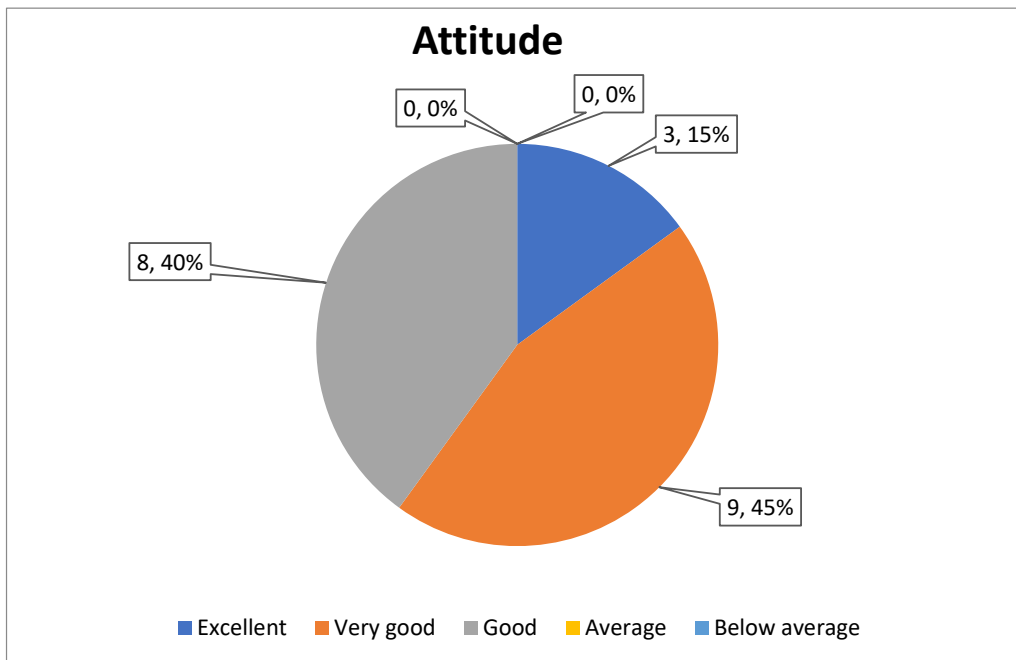
4. Explaining Efficiency

S.No.	View	Frequency	Percent	Angle
1	Excellent	7	35	126
2	Very good	9	45	162
3	Good	4	20	72
4	Average	0	0	0
5	Below average	0	0	0
	Total	20	100	360



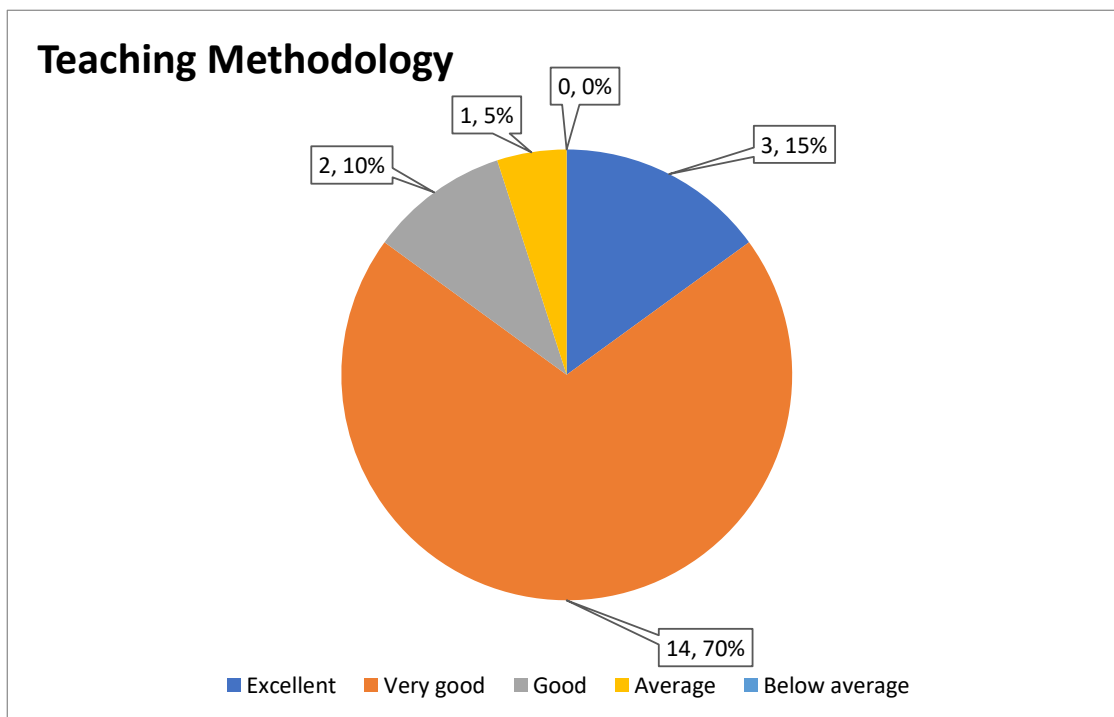
5. Attitude

S.No.	View	Frequency	Percent	Angle
1	Excellent	3	15	54
2	Very good	9	45	162
3	Good	8	40	144
4	Average	0	0	0
5	Below average	0	0	0
	Total	20	100	360



6. Teaching Methodology

S.No.	View	Frequency	Percent	Angle
1	Excellent	3	15	54
2	Very good	14	70	252
3	Good	2	10	36
4	Average	1	5	18
5	Below average	0	0	0
	Total	20	100	360



Conclusion :

On the basis of the inputs given by the students on teachers, they have placed the teachers' work in excellent, very good & good Category. Efforts Should be made for further improvement by the teachers on the points mentioned so that teachers may give their best to the students.

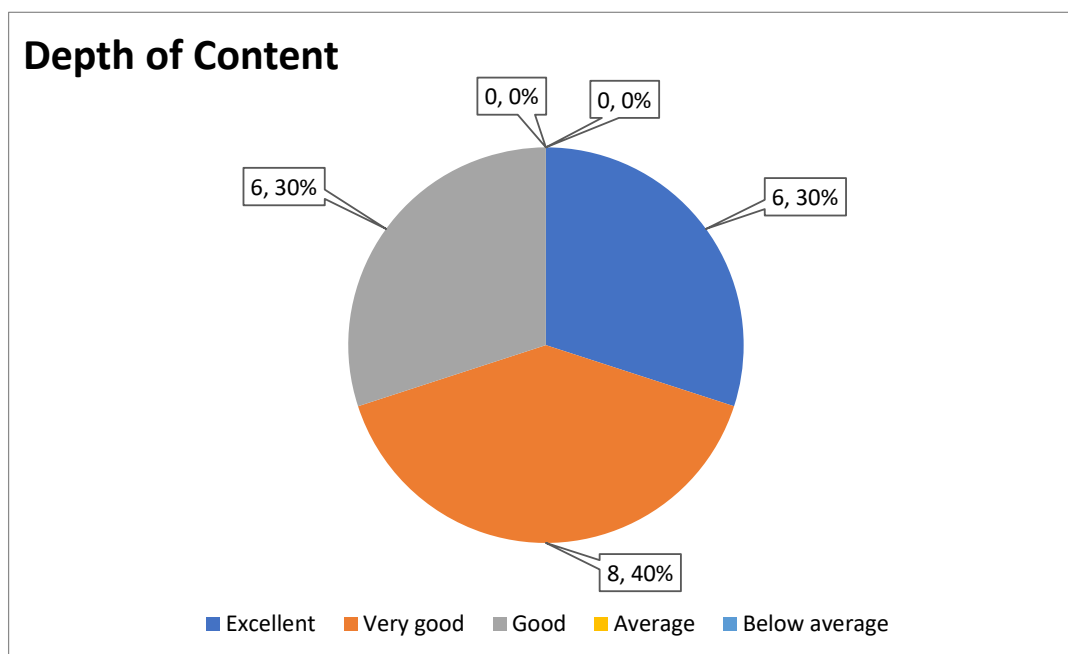
K.M.T. Govt. Girls College, Raigarh (C.G.)

Students Feedback Form For Teacher
Year 2017-18

Dr. Pramod Kumar Sahu

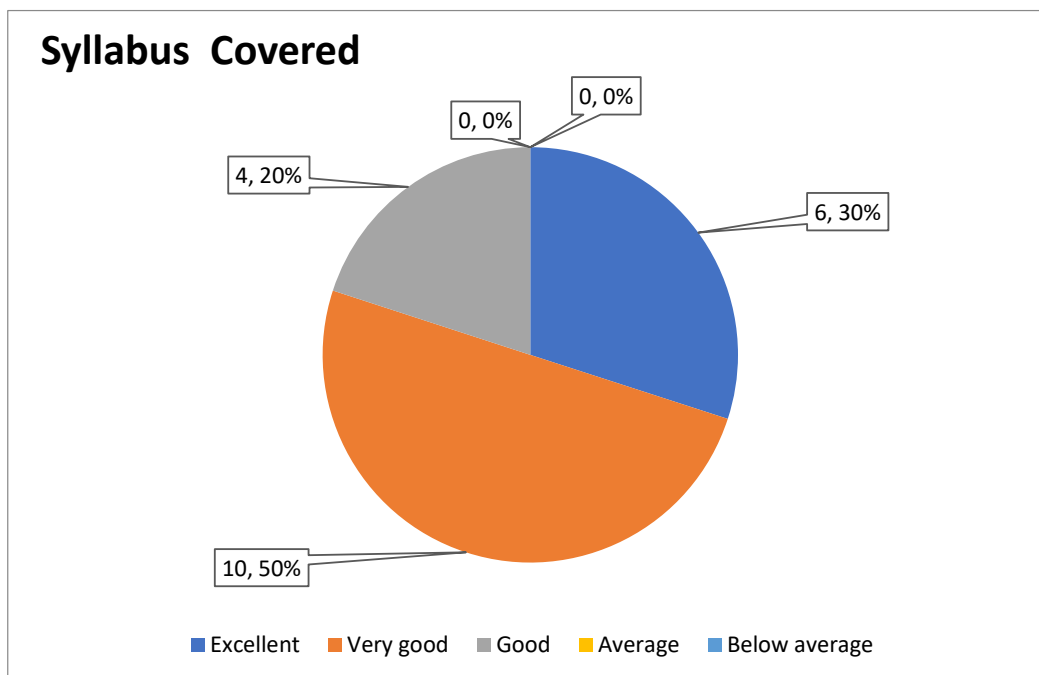
1. Depth of Content

S.No.	View	Frequency	Percent	Angle
1	Excellent	6	30	108
2	Very good	8	40	144
3	Good	6	30	108
4	Average	0	0	0
5	Below average	0	0	0
	Total	20	100	360



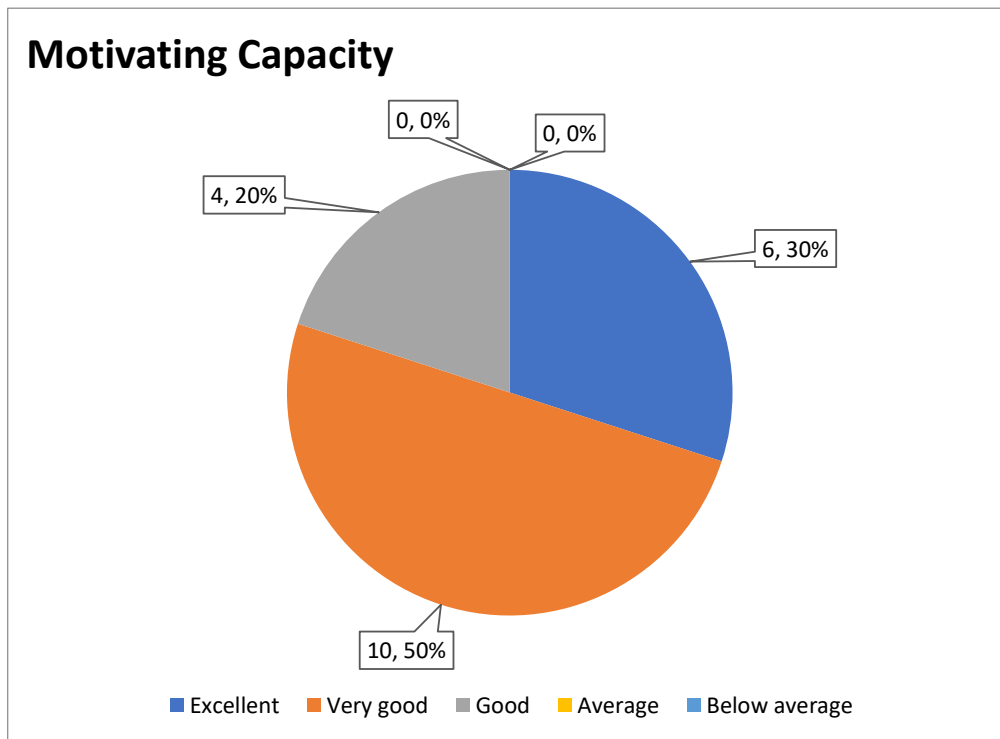
2. Syllabus Covered

S.No.	View	Frequency	Percent	Angle
1	Excellent	6	30	108
2	Very good	10	50	180
3	Good	4	20	72
4	Average	0	0	0
5	Below average	0	0	0
	Total	20	100	360



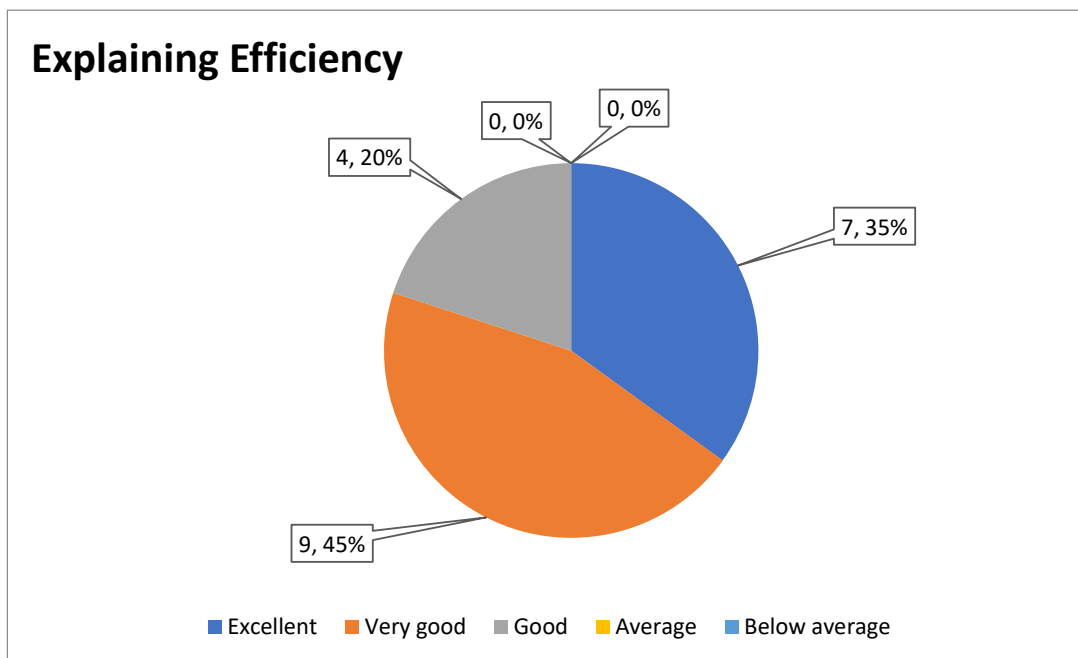
3. Motivating Capacity

S.No.	View	Frequency	Percent	Angle
1	Excellent	6	30	108
2	Very good	10	50	180
3	Good	4	20	72
4	Average	0	0	0
5	Below average	0	0	0
	Total	20	100	360



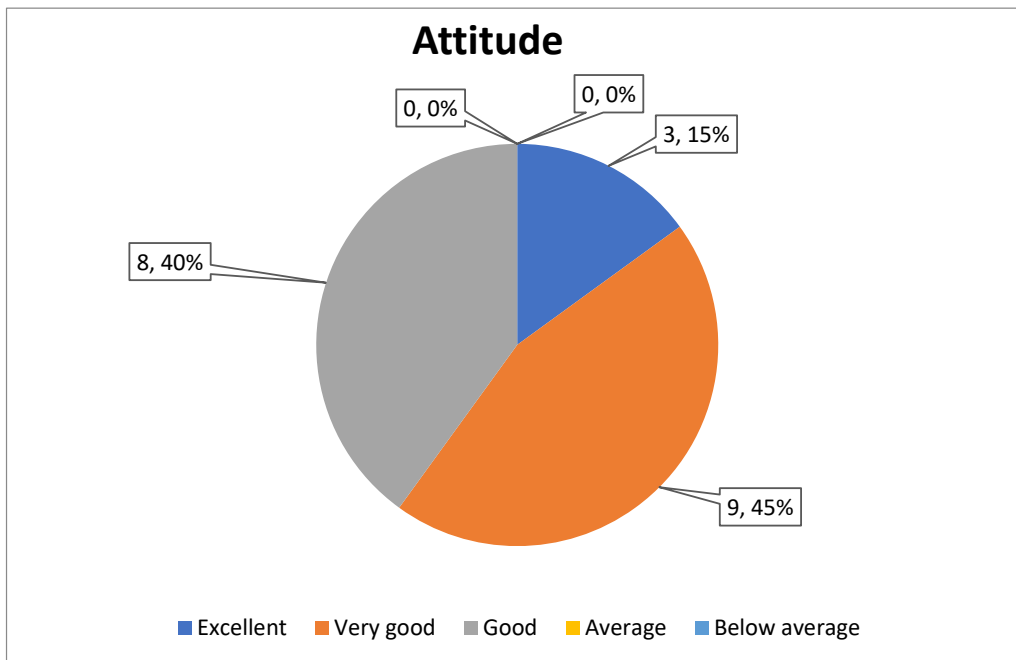
4. Explaining Efficiency

S.No.	View	Frequency	Percent	Angle
1	Excellent	7	35	126
2	Very good	9	45	162
3	Good	4	20	72
4	Average	0	0	0
5	Below average	0	0	0
	Total	20	100	360



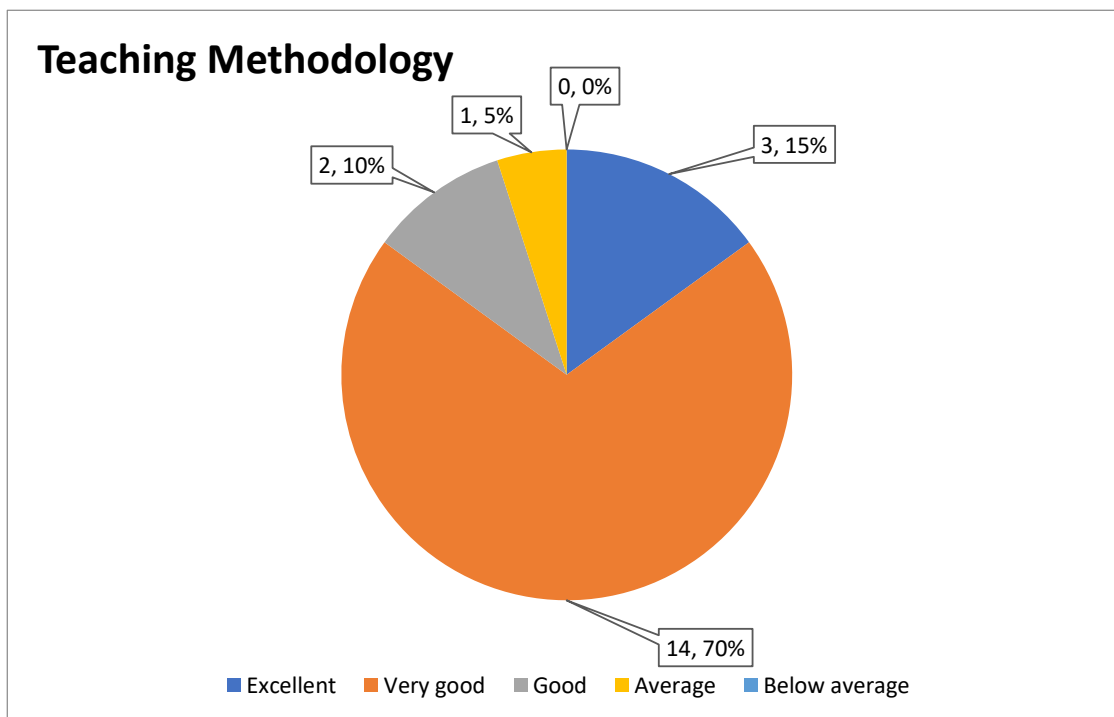
5. Attitude

S.No.	View	Frequency	Percent	Angle
1	Excellent	3	15	54
2	Very good	9	45	162
3	Good	8	40	144
4	Average	0	0	0
5	Below average	0	0	0
	Total	20	100	360



6. Teaching Methodology

S.No.	View	Frequency	Percent	Angle
1	Excellent	3	15	54
2	Very good	14	70	252
3	Good	2	10	36
4	Average	1	5	18
5	Below average	0	0	0
	Total	20	100	360



Conclusion :

On the basis of the inputs given by the students on teachers, they have placed the teachers' work in excellent, very good & good Category. Efforts Should be made for further improvement by the teachers on the points mentioned so that teachers may give their best to the students.

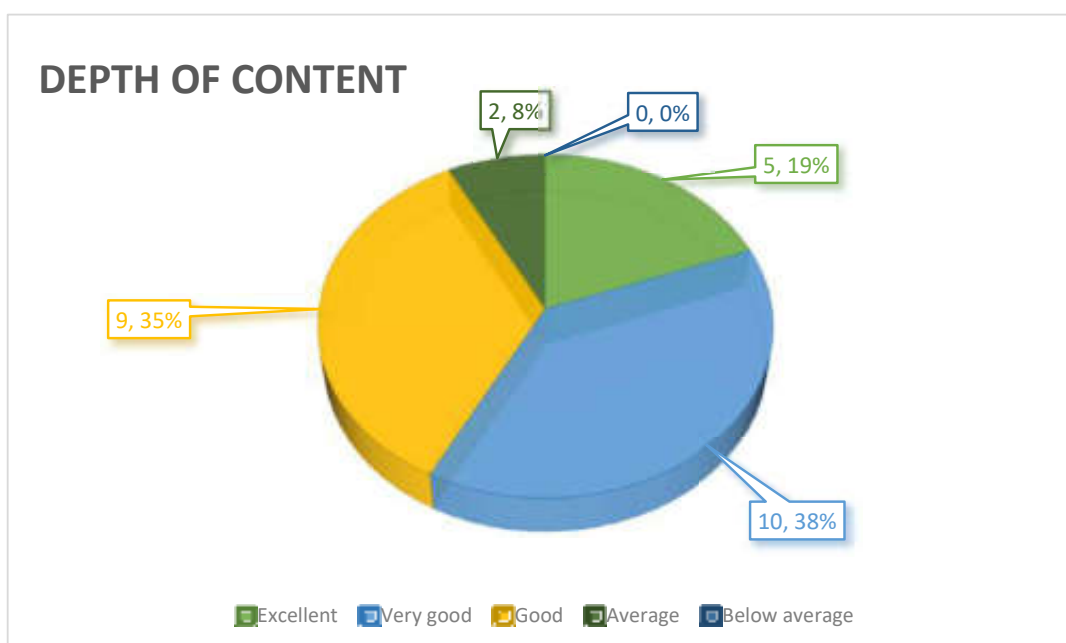
K.M.T. Govt. Girls College, Raigarh (C.G.)

Students Feedback Form For Teacher
Year 2017-18

Dr. Preeti Singh

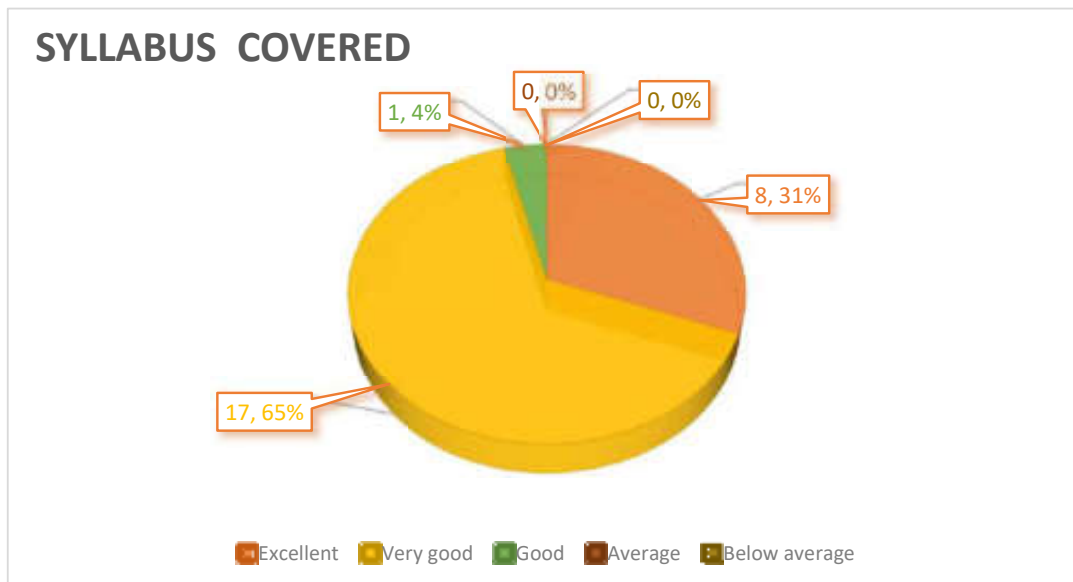
1. Depth of Content

S.No.	View	Frequency	Percent	Angle
1	Excellent	5	19	68.4
2	Very good	10	38	136.8
3	Good	9	35	126
4	Average	2	8	28.8
5	Below average	0	0	0
	Total	26	100	360



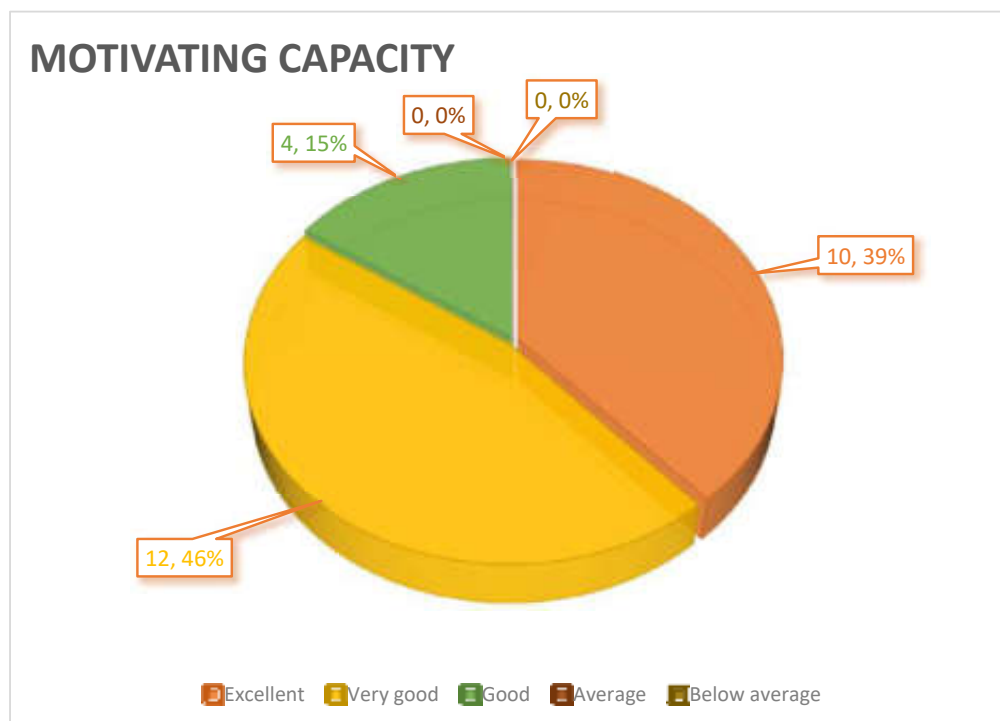
2. Syllabus Covered

S.No.	View	Frequency	Percent	Angle
1	Excellent	8	31	111.6
2	Very good	17	65	234
3	Good	1	4	14.4
4	Average	0	0	0
5	Below average	0	0	0
	Total	26	100	360



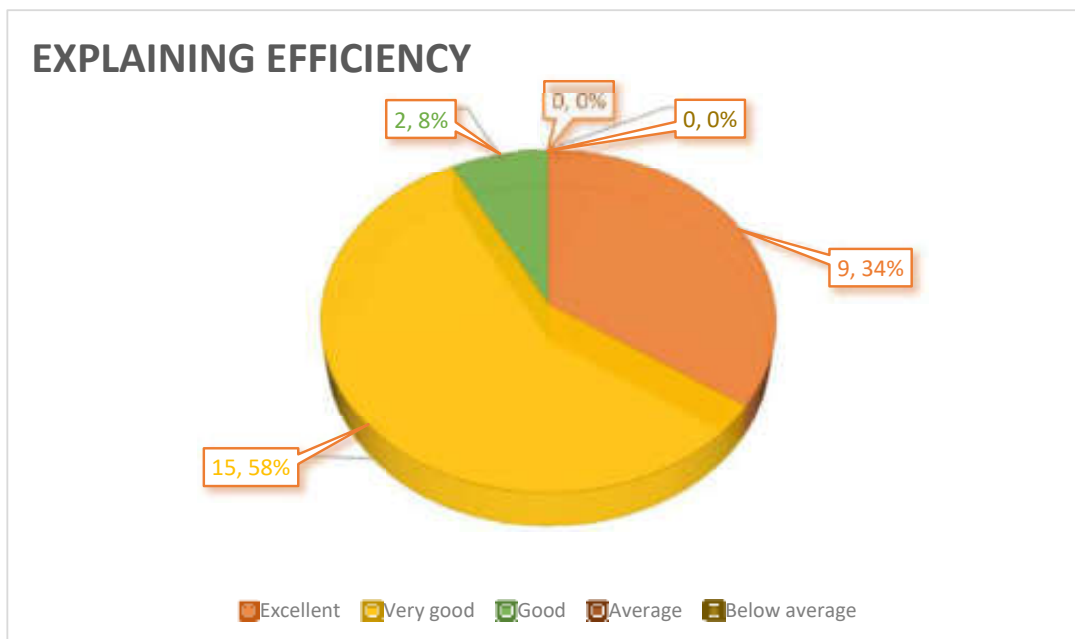
3. Motivating Capacity

S.No.	View	Frequency	Percent	Angle
1	Excellent	10	38.5	138.6
2	Very good	12	46.2	166.32
3	Good	4	15.4	55.44
4	Average	0	0	0
5	Below average	0	0	0
	Total	26	100.1	360.36



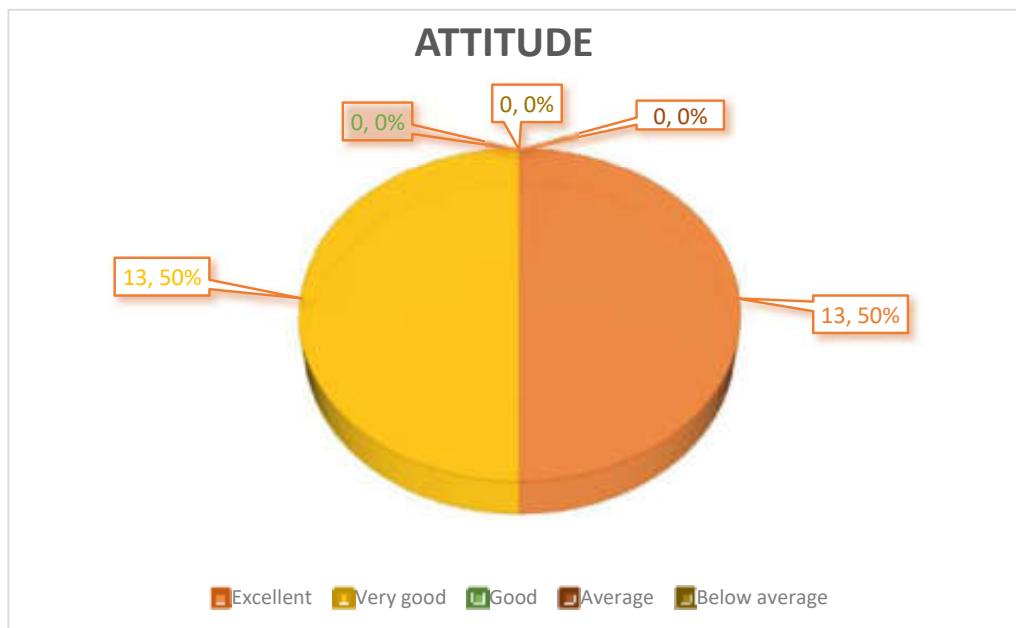
4. Explaining Efficiency

S.No.	View	Frequency	Percent	Angle
1	Excellent	9	34.6	124.56
2	Very good	15	57.7	207.72
3	Good	2	7.7	27.72
4	Average	0	0	0
5	Below average	0	0	0
	Total	26	100	360



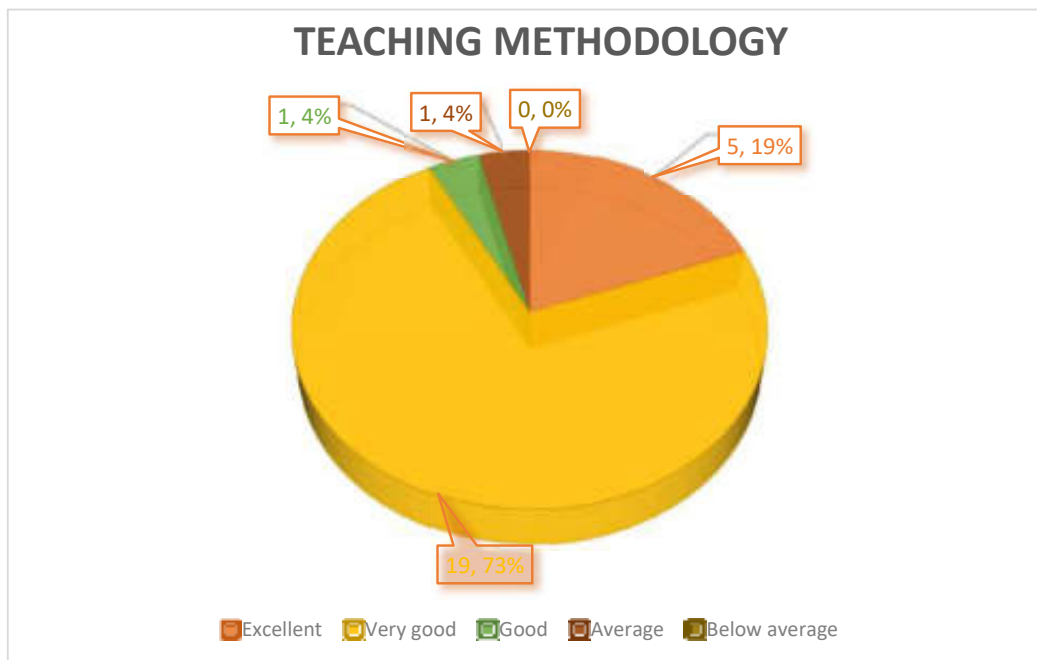
5. Attitude

S.No.	View	Frequency	Percent	Angle
1	Excellent	13	50	180
2	Very good	13	50	180
3	Good	0	0	0
4	Average	0	0	0
5	Below average	0	0	0
	Total	26	100	360



6. Teaching Methodology

S.No.	View	Frequency	Percent	Angle
1	Excellent	5	19	68.4
2	Very good	19	73	262.8
3	Good	1	4	14.4
4	Average	1	4	14.4
5	Below average	0	0	0
	Total	26	100	360



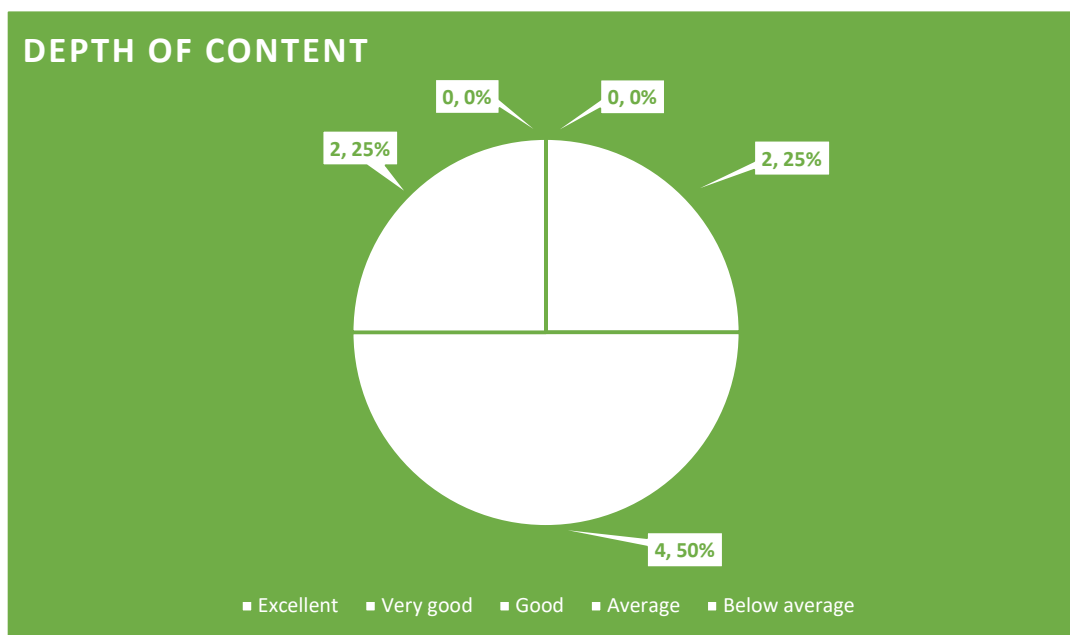
K.M.T. Govt. Girls College, Raigarh (C.G.)

Students Feedback Form For Teacher
Year 2017-18

Dr. R. Tiwari

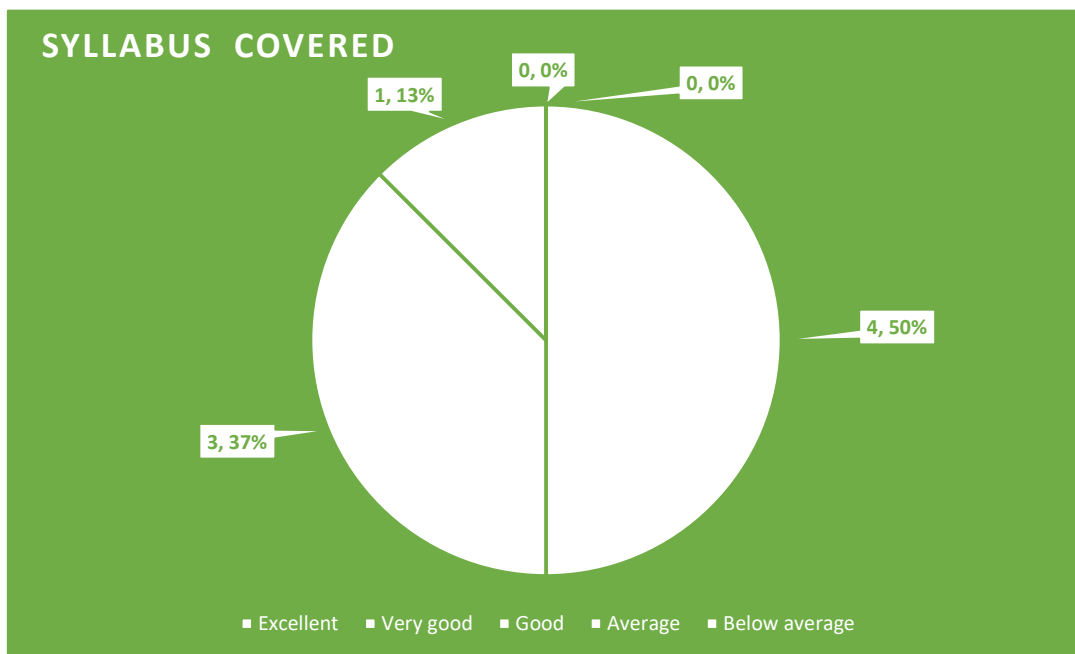
1. Depth of Content

S.No.	View	Frequency	Percent	Angle
1	Excellent	2	25	90
2	Very good	4	50	180
3	Good	2	25	90
4	Average	0	0	0
5	Below average	0	0	0
	Total	8	100	360



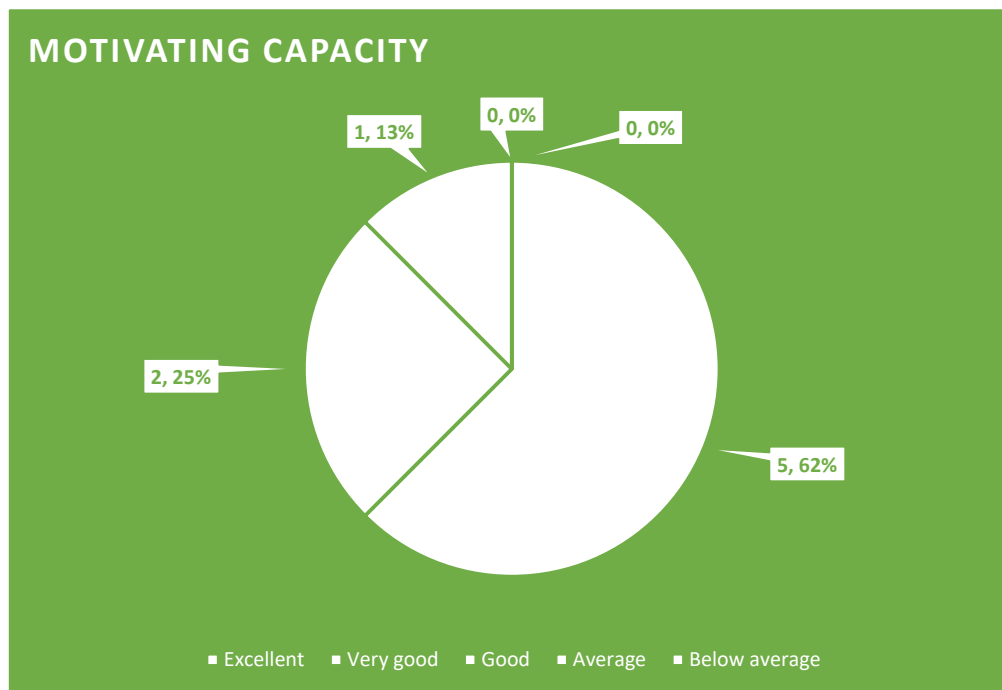
2. Syllabus Covered

S.No.	View	Frequency	Percent	Angle
1	Excellent	4	50	180
2	Very good	3	37.5	135
3	Good	1	12.5	45
4	Average	0	0	0
5	Below average	0	0	0
	Total	8	100	360



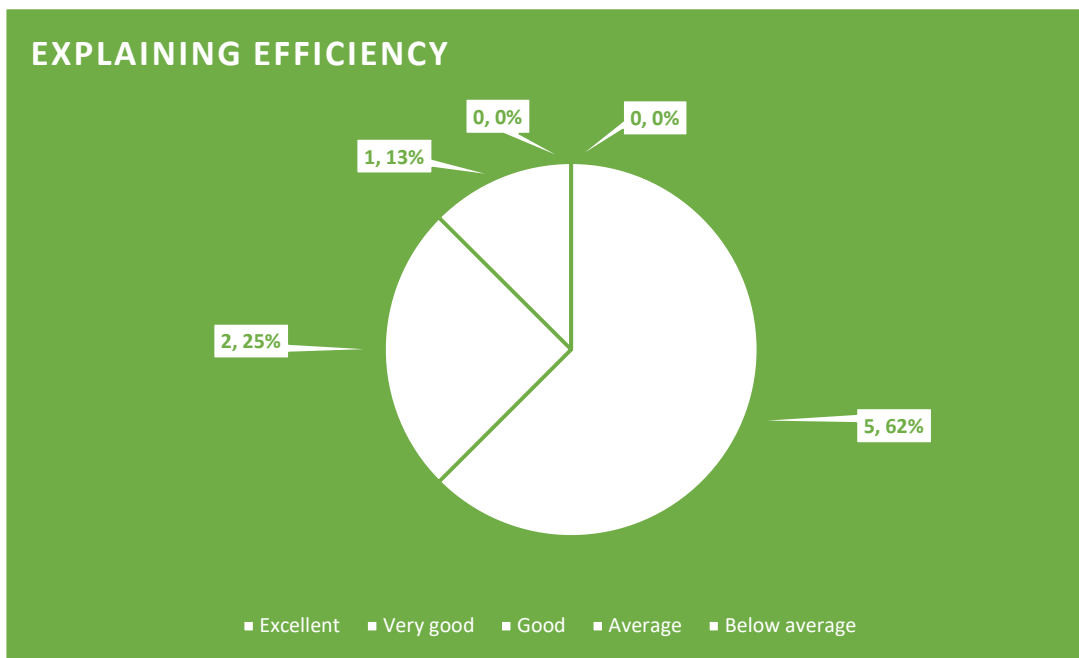
3. Motivating Capacity

S.No.	View	Frequency	Percent	Angle
1	Excellent	5	62.5	225
2	Very good	2	25	90
3	Good	1	12.5	45
4	Average	0	0	0
5	Below average	0	0	0
	Total	8	100	360



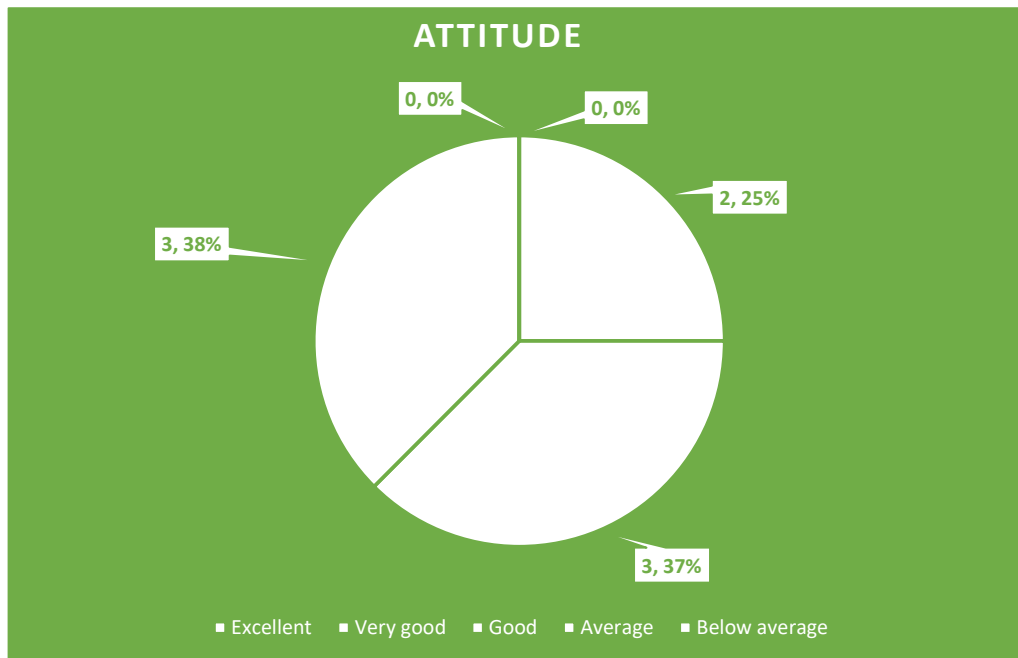
4. Explaining Efficiency

S.No.	View	Frequency	Percent	Angle
1	Excellent	5	62.5	225
2	Very good	2	25	90
3	Good	1	12.5	45
4	Average	0	0	0
5	Below average	0	0	0
	Total	8	100	360



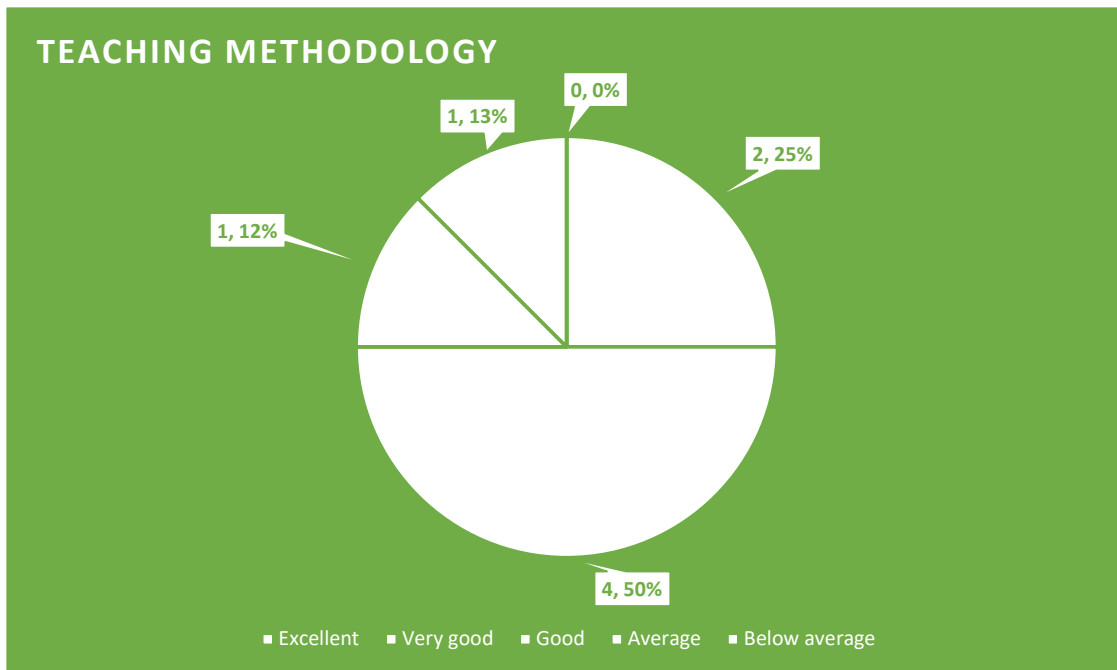
5. Attitude

S.No.	View	Frequency	Percent	Angle
1	Excellent	2	25	90
2	Very good	3	37.5	135
3	Good	3	37.5	135
4	Average	0	0	0
5	Below average	0	0	0
	Total	8	100	360



6. Teaching Methodology

S.No.	View	Frequency	Percent	Angle
1	Excellent	2	25	90
2	Very good	4	50	180
3	Good	1	12.5	45
4	Average	1	12.5	45
5	Below average	0	0	0
	Total	8	100	360

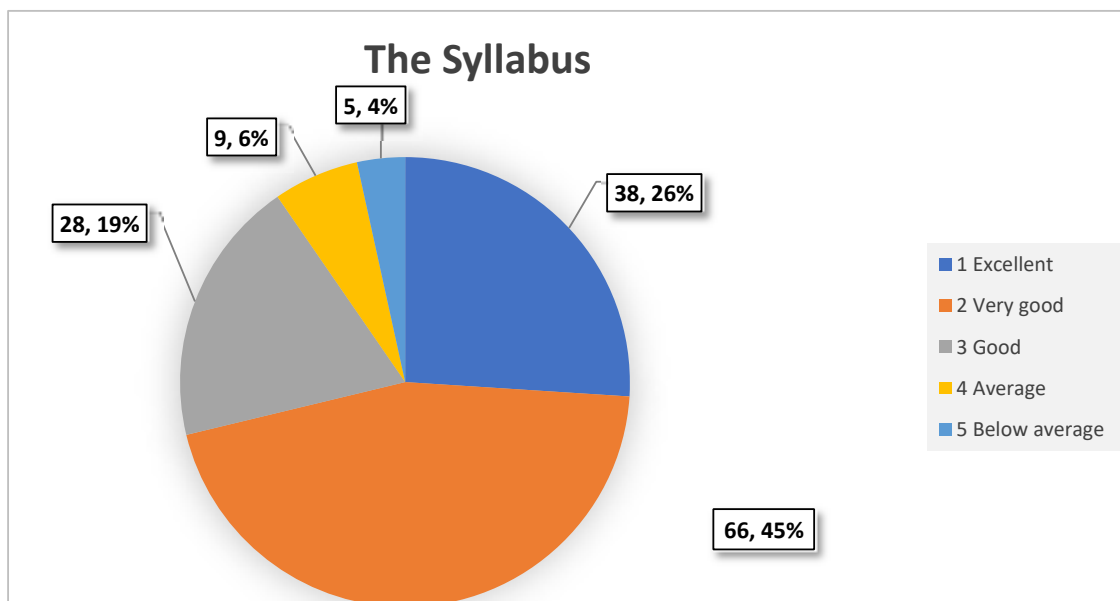


K.M.T. Govt. Girls College, Raigarh (C.G.)

Students Feedback Report Year 2017-18

1. The Syllabus

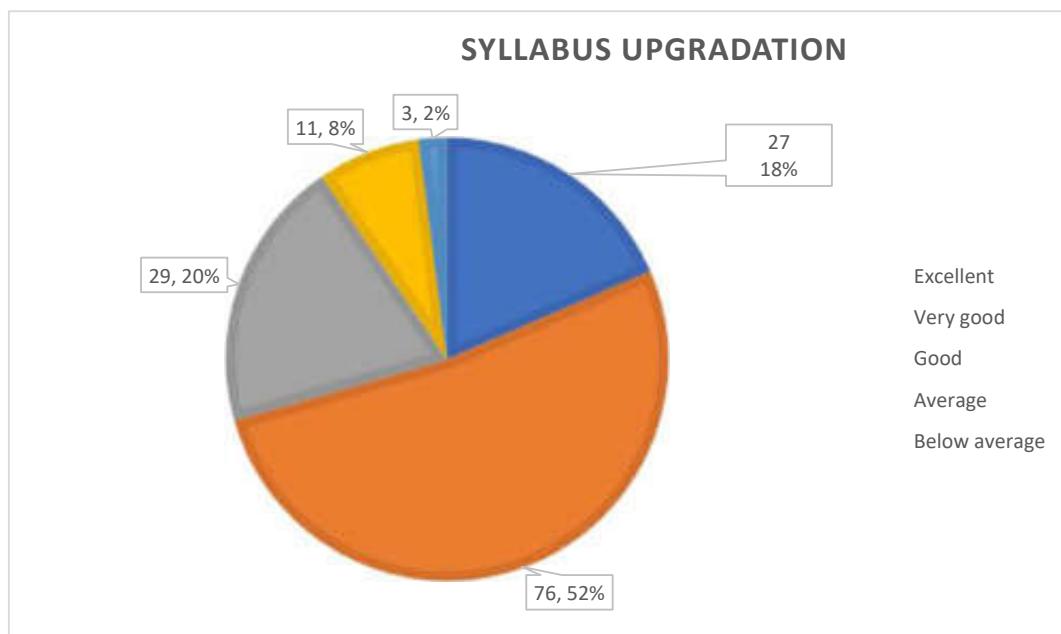
S.No.	View	Frequency	Percent	Angle
1	Excellent	38	26.03	93.708
2	Very good	66	45.21	162.756
3	Good	28	19.18	69.048
4	Average	9	6.16	22.176
5	Below average	5	3.42	12.312
	Total	146	100	360



Remark - 51.72 % of Student have found it very good. We should try to move towards excellent.

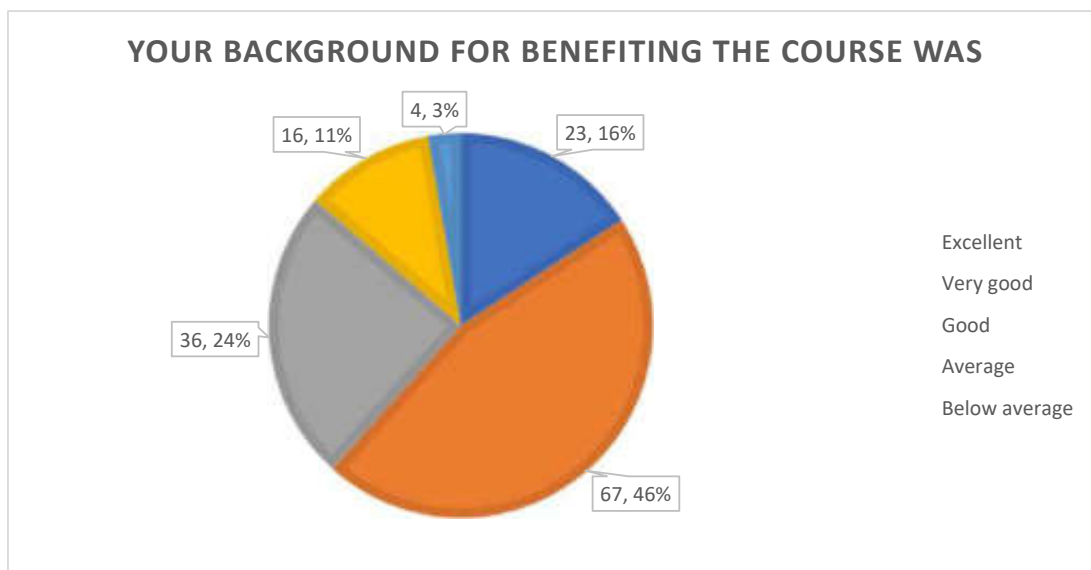
2. Syllabus Upgradation

S.No.	View	Frequency	Percent	Angle
1	Excellent	27	18	64.8
2	Very good	76	52	187.2
3	Good	29	20	72
4	Average	11	8	28.8
5	Below average	3	2	7.2
	Total	146	100	360



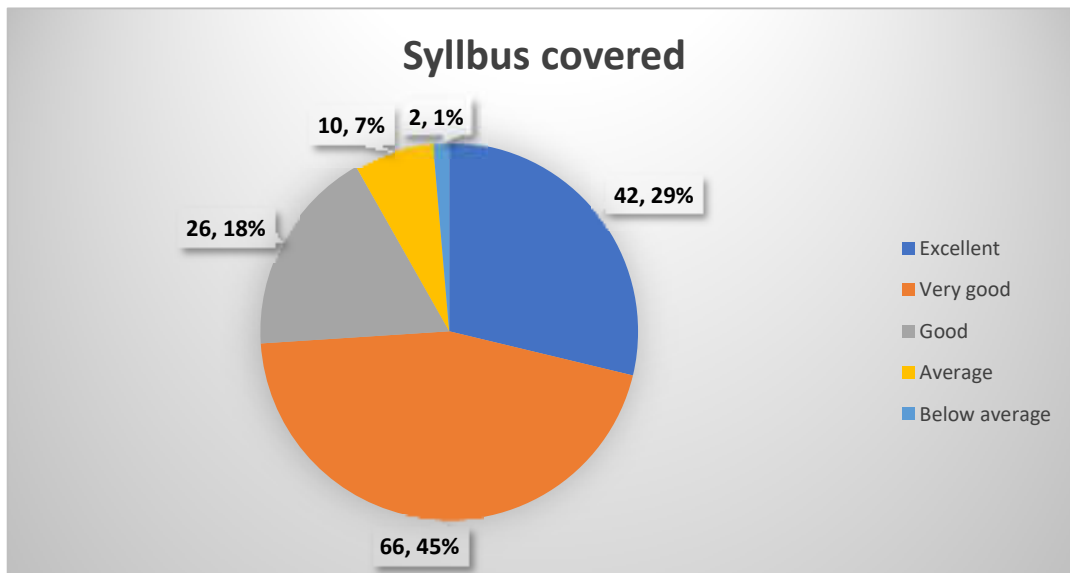
3. Your background for benefiting the course was

S.No.	View	Frequency	Percent	Angle
1	Excellent	23	15.75	56.7
2	Very good	67	45.89	165.204
3	Good	36	24.66	88.776
4	Average	16	10.96	39.456
5	Below average	4	2.74	9.864
	Total	146	100	360



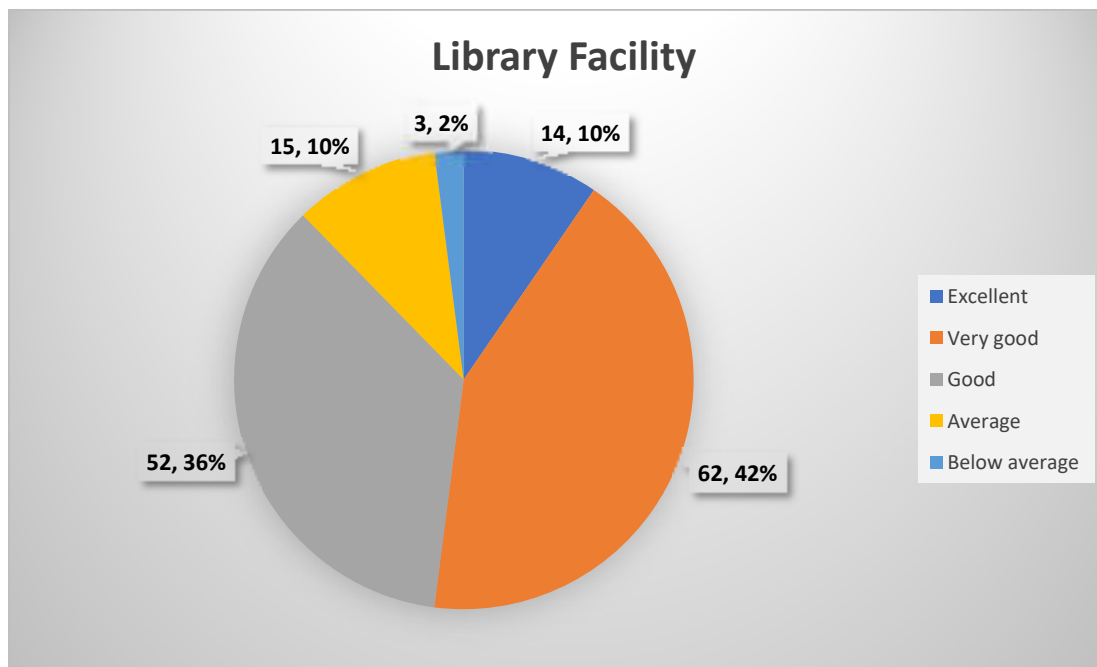
4. Syllbus covered

S.No.	View	Frequency	Percent	Angle
1	Excellent	42	29	104.4
2	Very good	66	45	162
3	Good	26	18	64.8
4	Average	10	7	25.2
5	Below average	2	1	3.6
	Total	146	100	360



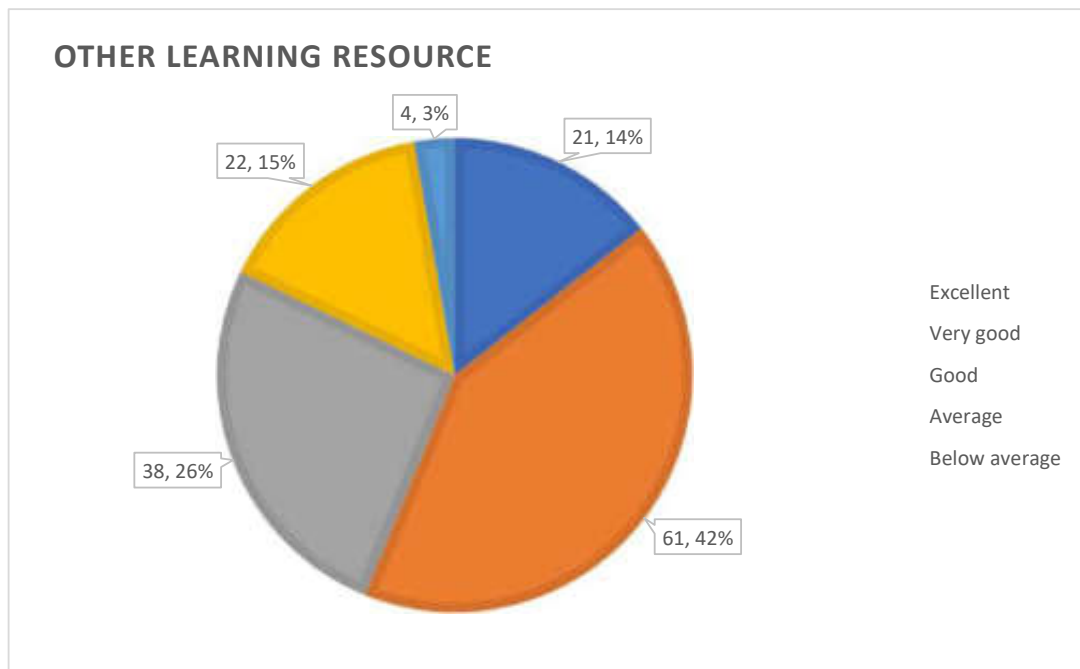
5. Library Facility

S.No.	View	Frequency	Percent	Angle
1	Excellent	14	10	36
2	Very good	62	42	151.2
3	Good	52	36	129.6
4	Average	15	10	36
5	Below average	3	2	7.2
	Total	146	100	360



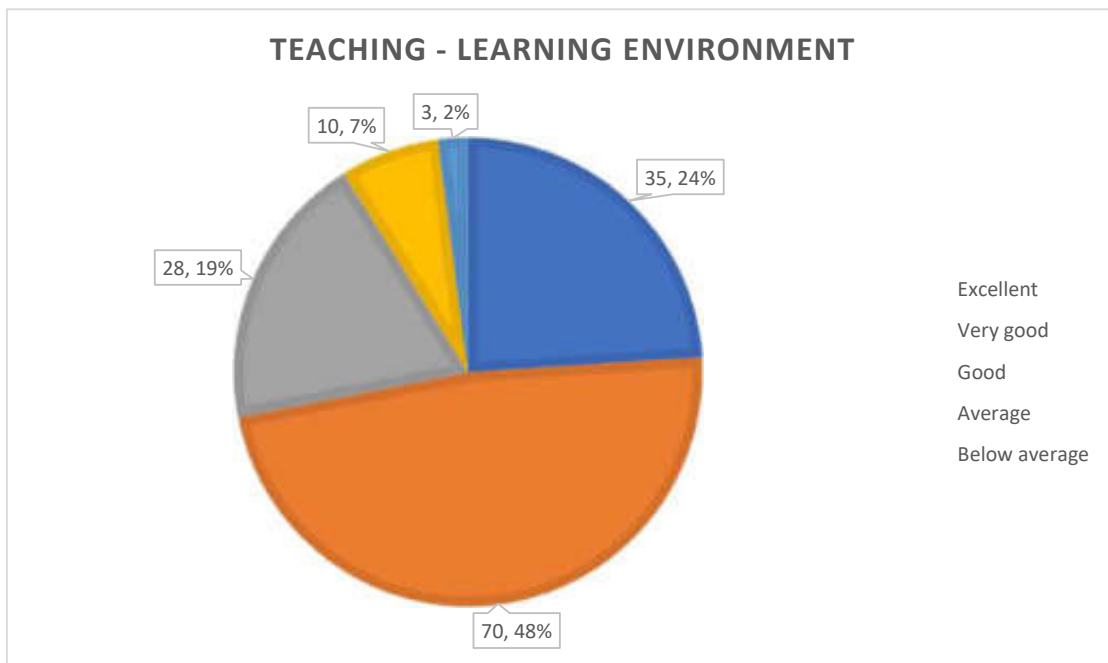
6. Other Learning Resource

S.No.	View	Frequency	Percent	Angle
1	Excellent	21	14	50.4
2	Very good	61	42	151.2
3	Good	38	26	93.6
4	Average	22	15	54
5	Below average	4	3	10.8
	Total	146	100	360



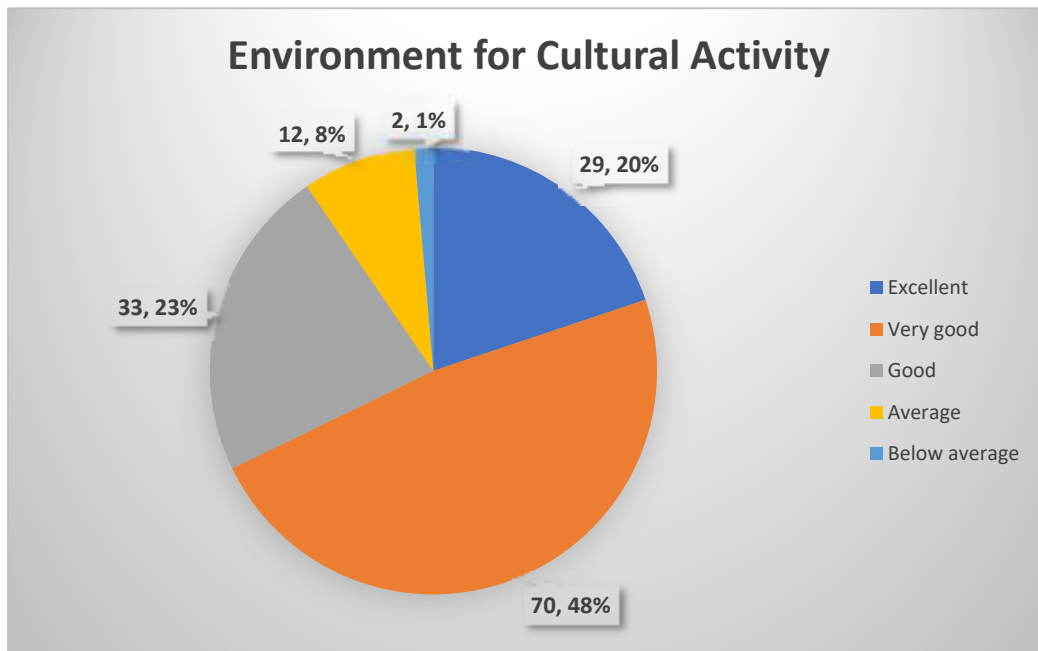
7. Teaching - Learning Environment

S.No.	View	Frequency	Percent	Angle
1	Excellent	35	24	86.4
2	Very good	70	48	172.8
3	Good	28	19	68.4
4	Average	10	7	25.2
5	Below average	3	2	7.2
	Total	146	100	360



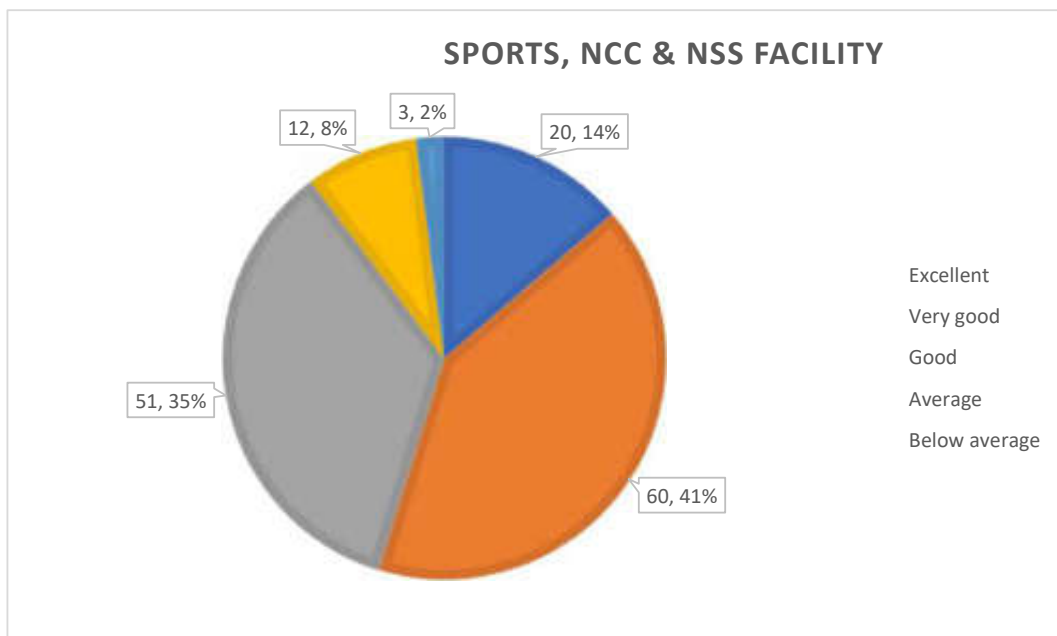
8. Environment for Cultural Activity

S.No.	View	Frequency	Percent	Angle
1	Excellent	29	20	72
2	Very good	70	48	172.8
3	Good	33	23	82.8
4	Average	12	8	28.8
5	Below average	2	1	3.6
	Total	146	100	360



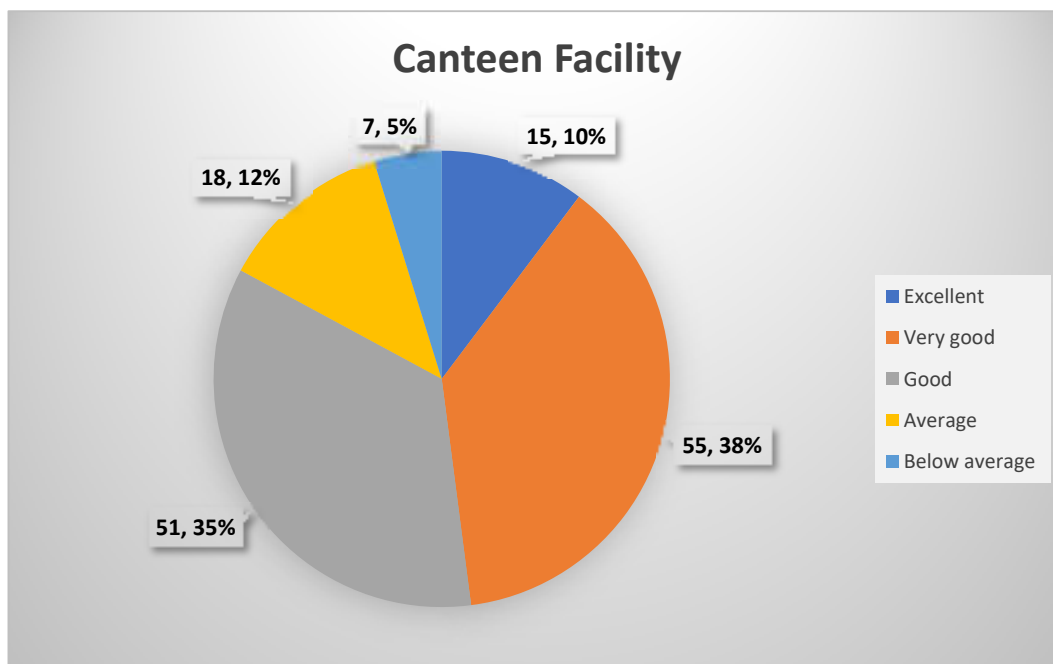
9. Sports, NCC & NSS Facility

S.No.	View	Frequency	Percent	Angle
1	Excellent	20	14	50.4
2	Very good	60	41	147.6
3	Good	51	35	126
4	Average	12	8	28.8
5	Below average	3	2	7.2
	Total	146	100	360



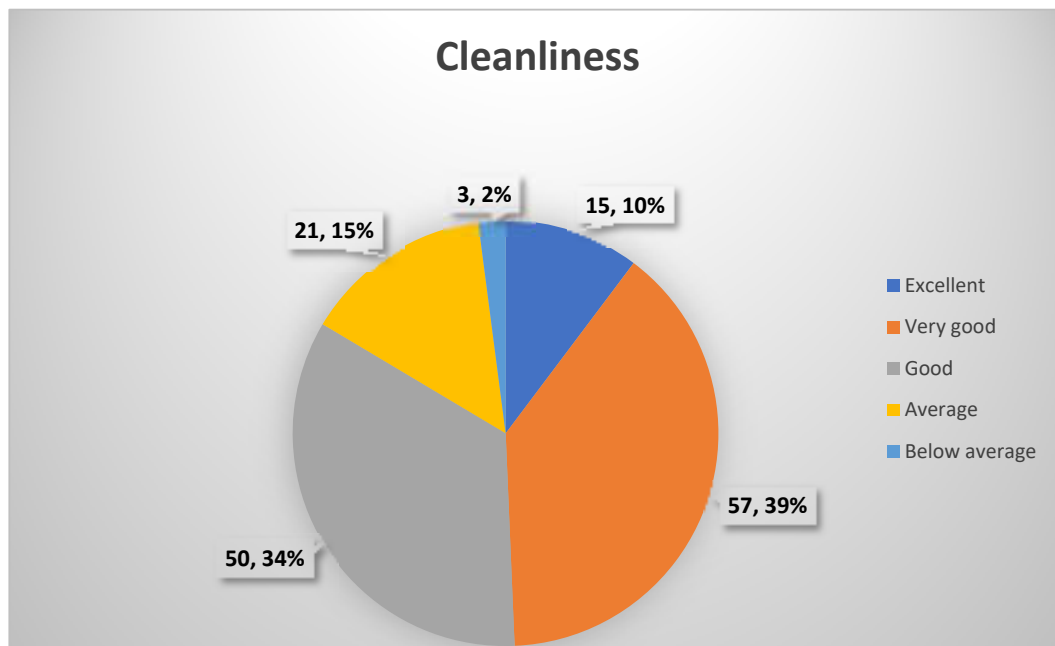
10. Canteen Facility

S.No.	View	Frequency	Percent	Angle
1	Excellent	15	10	36
2	Very good	55	38	136.8
3	Good	51	35	126
4	Average	18	12	43.2
5	Below average	7	5	18
	Total	146	100	360



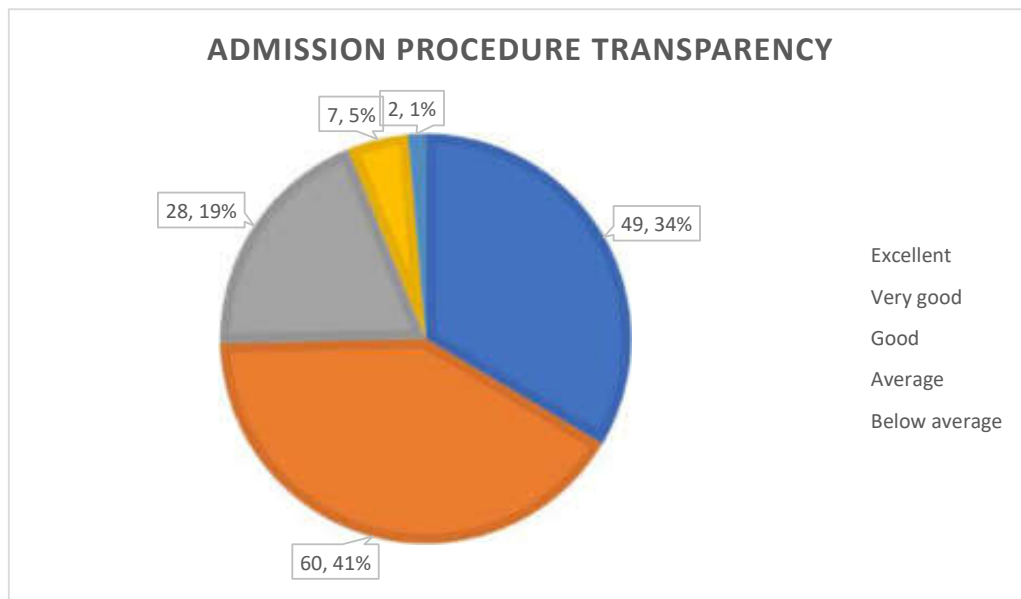
11. Cleanliness

S.No.	View	Frequency	Percent	Angle
1	Excellent	15	10.3	37.08
2	Very good	57	39	140.4
3	Good	50	34.2	123.12
4	Average	21	14.4	51.84
5	Below average	3	2.1	7.56
	Total	146	100	360



12. Admission Procedure transparency

S.No.	View	Frequency	Percent	Angle
1	Excellent	49	34	122.4
2	Very good	60	41	147.6
3	Good	28	19	68.4
4	Average	7	5	18
5	Below average	2	1	3.6
	Total	146	100	360



Conclusion :

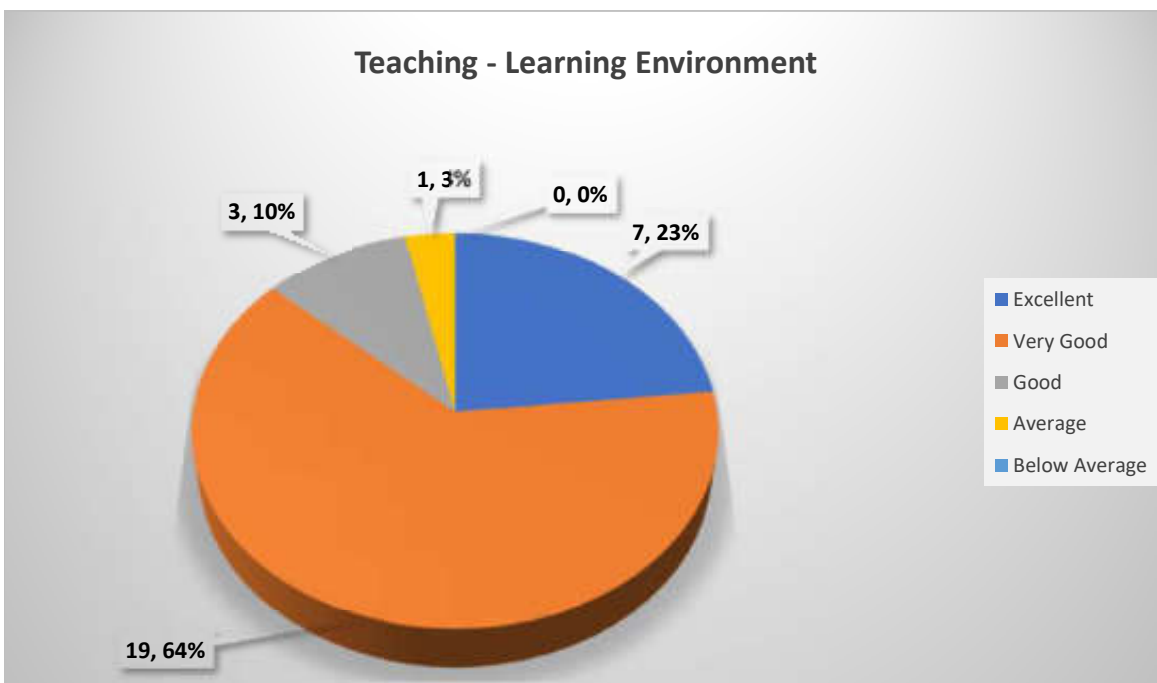
On the basis of the evaluation by students, the over all rating of curriculum is very good. The Institution still requires for betterment to move towards excellence.

K.M.T. Govt. Girls College, Raigarh (C.G.)

Alumni Feedback Reprt
Year 2017-18

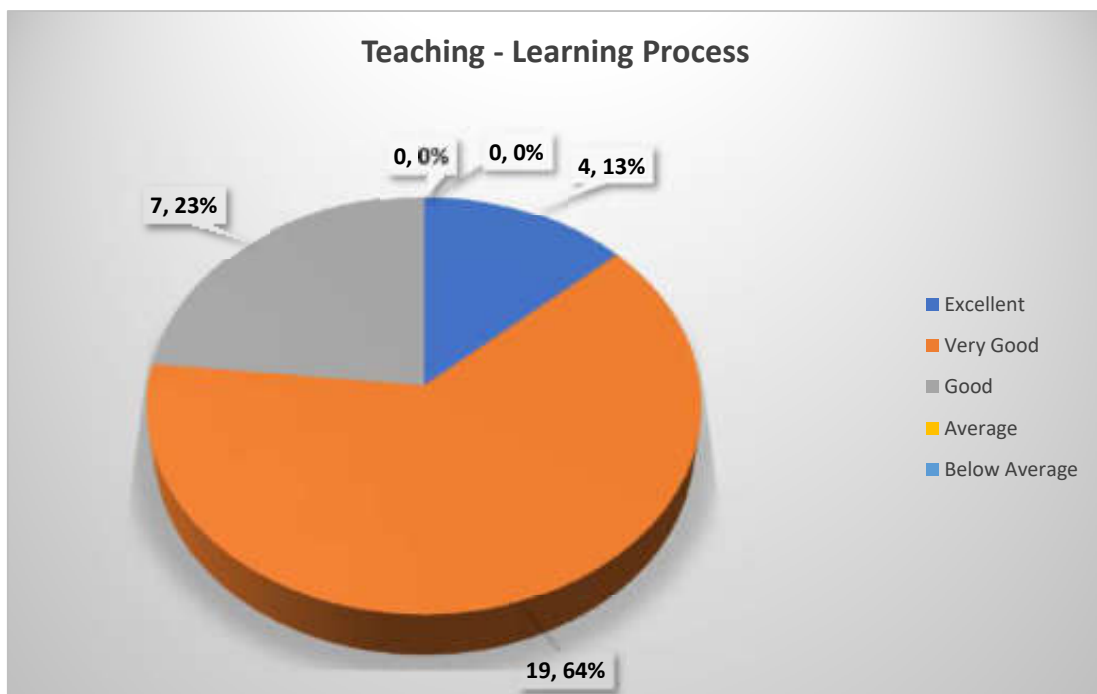
1. Teaching - Learning Environment

S.No.	View	Frequency	Percent	Angle
1	Excellent	7	23.3	83.88
2	Very Good	19	63.3	227.88
3	Good	3	10	36
4	Average	1	3.3	11.88
5	Below Average	0	0	0
	Total	30	99.9	359.64



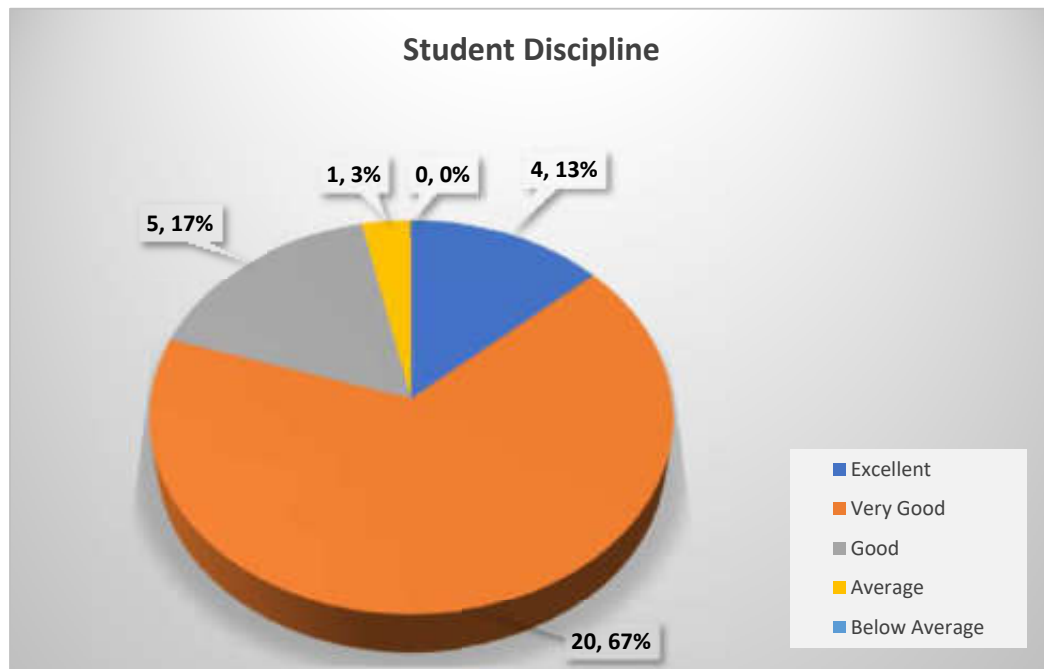
2. Teaching-Learning Process

S.No.	View	Frequency	Percent	Angle
1	Excellent	4	13.3	47.88
2	Very Good	19	63.3	227.88
3	Good	7	23.3	83.88
4	Average	0	0	0
5	Below Average	0	0	0
	Total	30	99.9	359.64



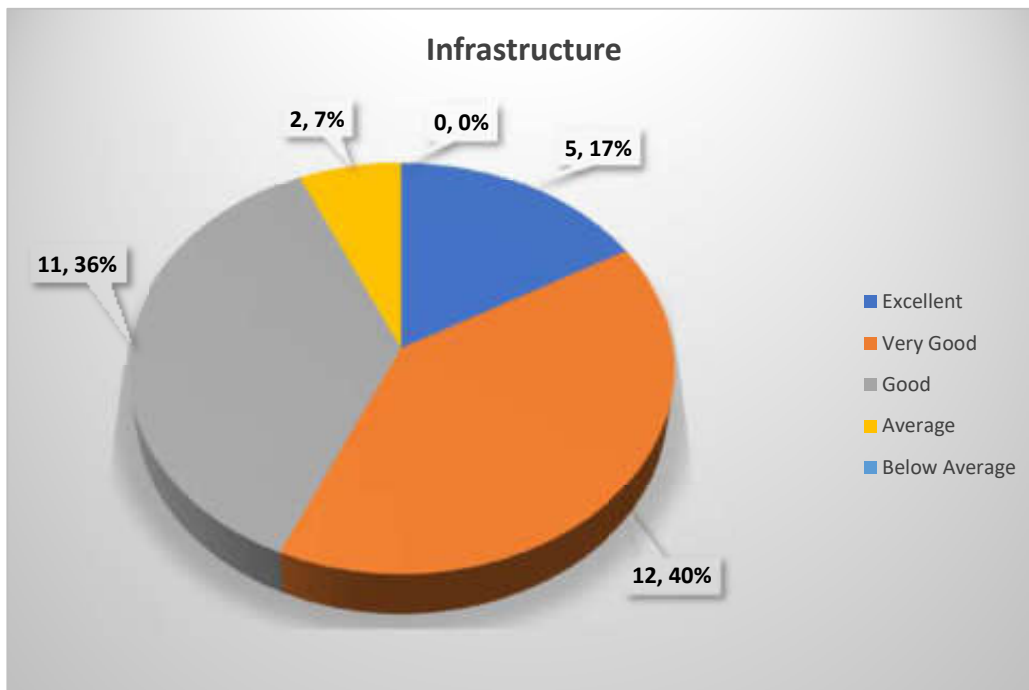
3. Student Discipline

S.No.	View	Frequency	Percent	Angle
1	Excellent	4	13	46.8
2	Very Good	20	67	241.2
3	Good	5	17	61.2
4	Average	1	3	10.8
5	Below Average	0	0	0
	Total	30	100	360



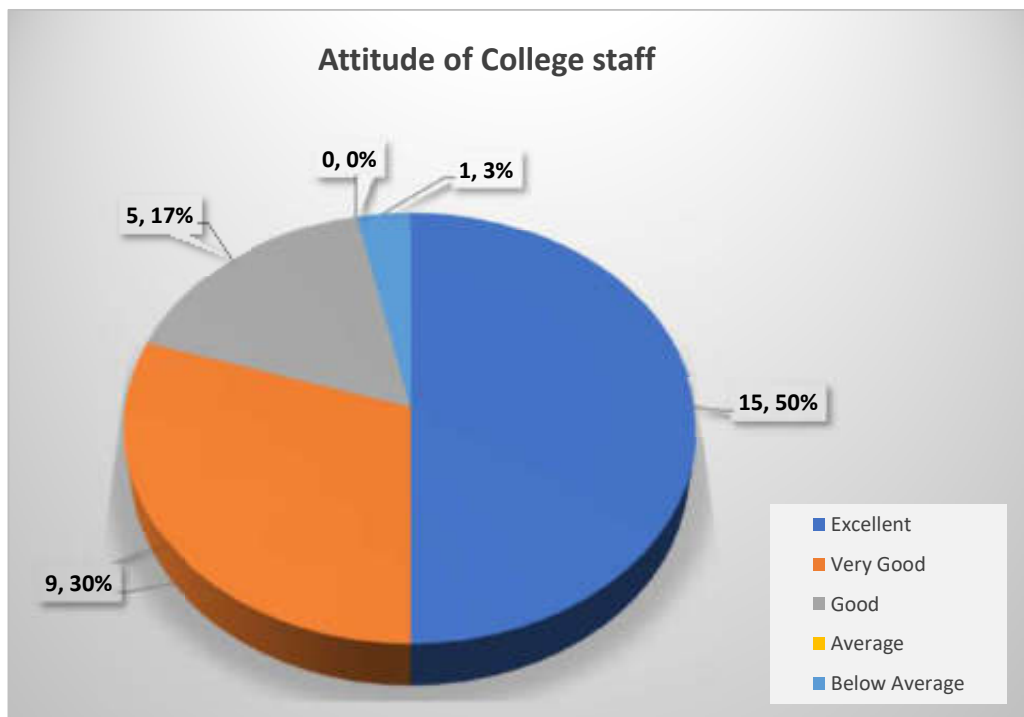
4. Infrastructure

S.No.	View	Frequency	Percent	Angle
1	Excellent	5	17	61.2
2	Very Good	12	40	144
3	Good	11	37	133.2
4	Average	2	7	25.2
5	Below Average	0	0	0
	Total	30	101	363.6



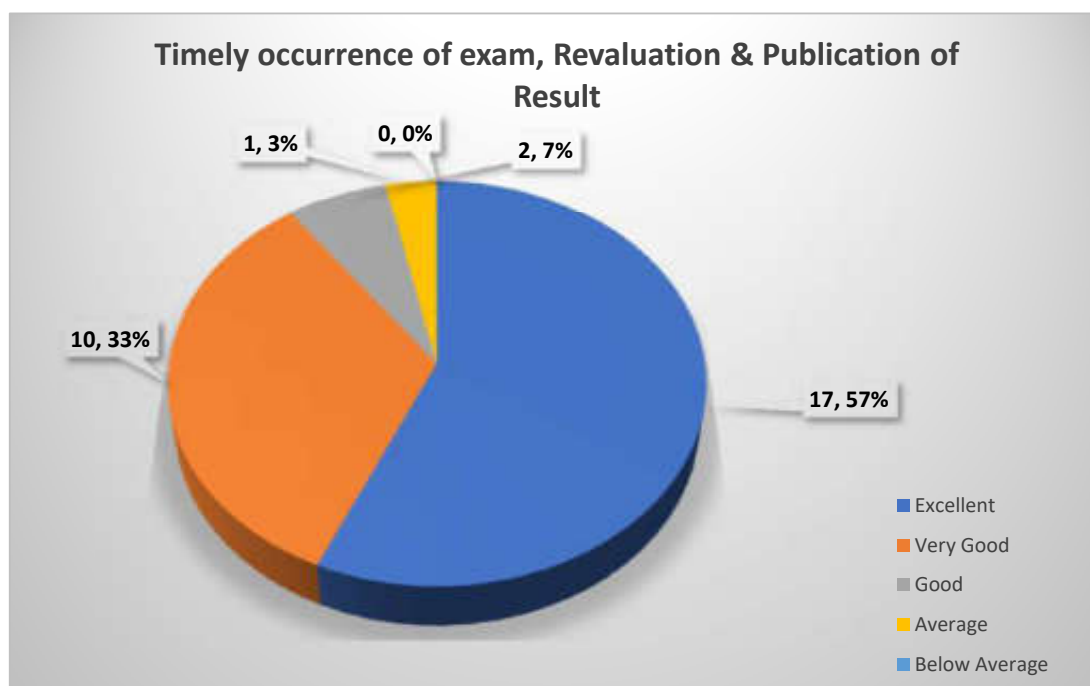
5. Attitude of College staff

S.No.	View	Frequency	Percent	Angle
1	Excellent	15	50	180
2	Very Good	9	30	108
3	Good	5	17	61.2
4	Average	0	0	0
5	Below Average	1	3	10.8
	Total	30	100	360



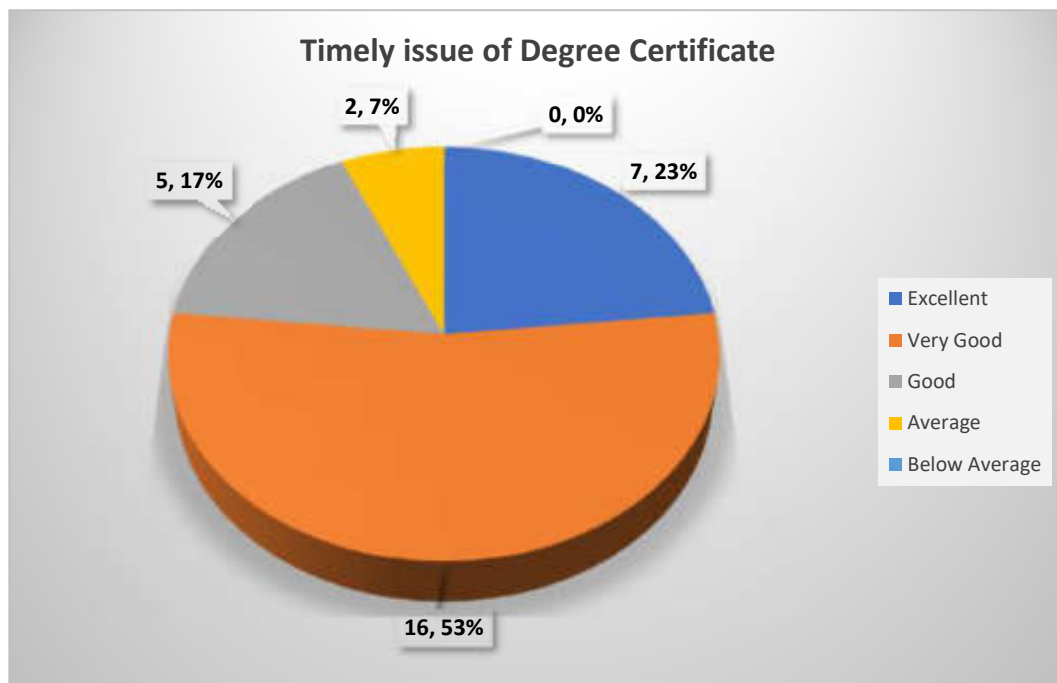
6. Timely occurrence of exam, Revaluation & Publication of Result

S.No.	View	Frequency	Percent	Angle
1	Excellent	17	56.7	204.12
2	Very Good	10	33.3	119.88
3	Good	2	6.7	24.12
4	Average	1	3.3	11.88
5	Below Average	0	0	0
	Total	30	100	360



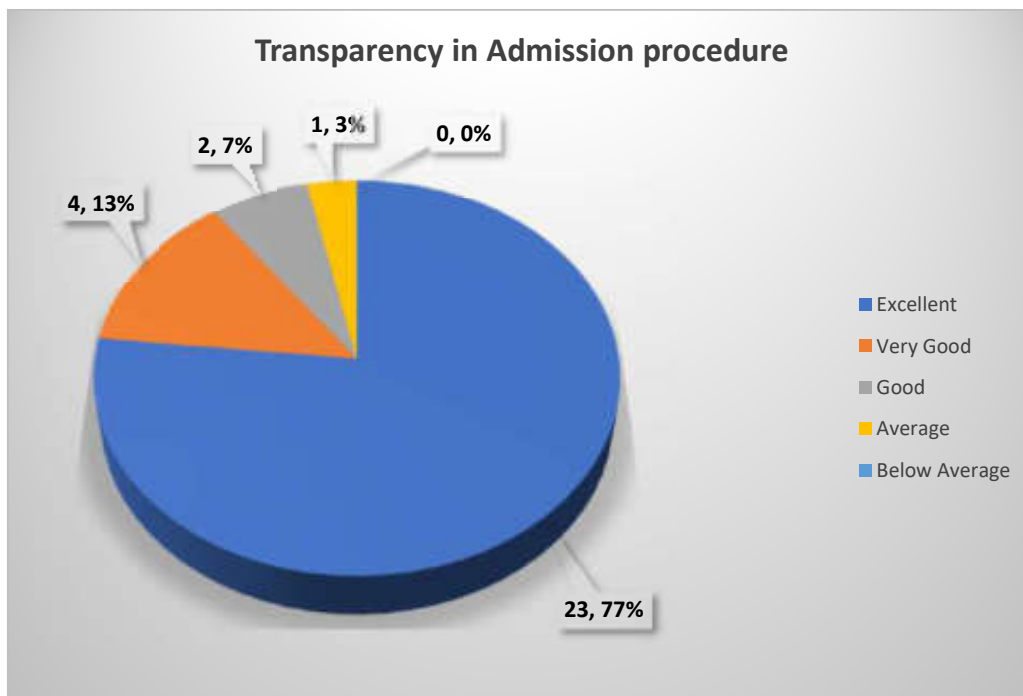
7. Timely issue of Degree Certificate

S.No.	View	Frequency	Percent	Angle
1	Excellent	7	23.3	83.88
2	Very Good	16	53.3	191.88
3	Good	5	16.7	60.12
4	Average	2	6.7	24.12
5	Below Average	0	0	0
	Total	30	100	360



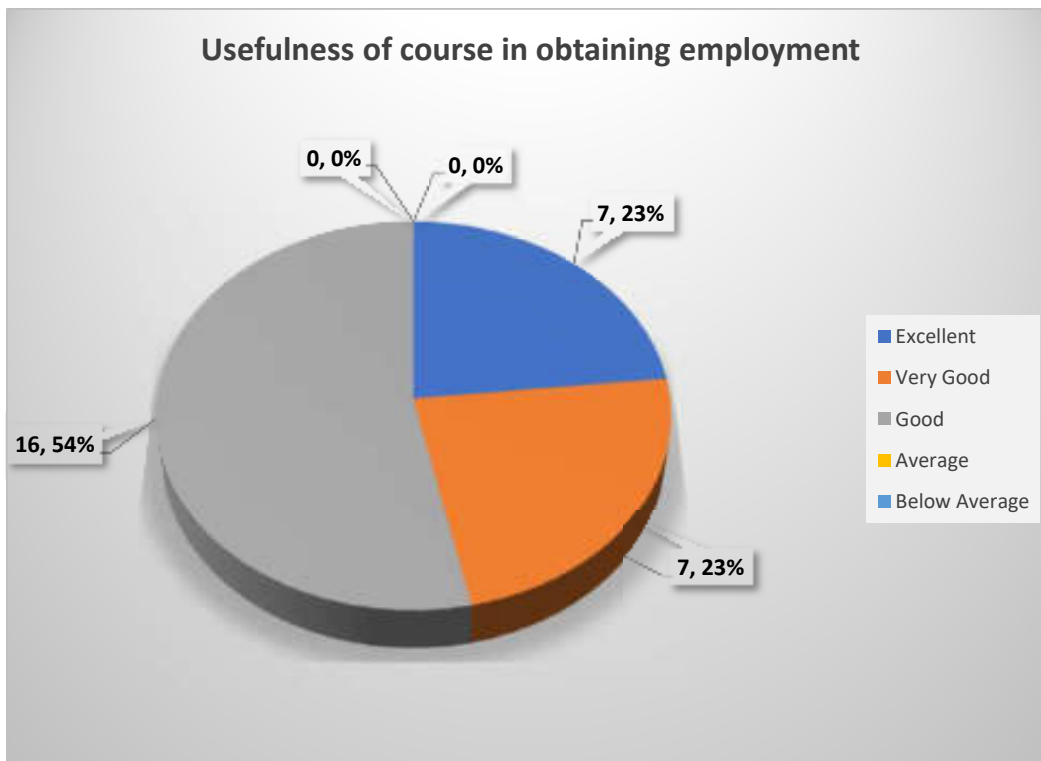
8. Transparency in Admission procedure

S.No.	View	Frequency	Percent	Angle
1	Excellent	23	76.7	276.12
2	Very Good	4	13.3	47.88
3	Good	2	6.7	24.12
4	Average	1	3.3	11.88
5	Below Average	0	0	0
	Total	30	100	360



9. Usefulness of course in obtaining employment

S.No.	View	Frequency	Percent	Angle
1	Excellent	7	23.33	83.988
2	Very Good	7	23.33	83.988
3	Good	16	53.33	191.988
4	Average	0	0	0
5	Below Average	0	0	0
	Total	30	99.99	359.964



Conclusion :

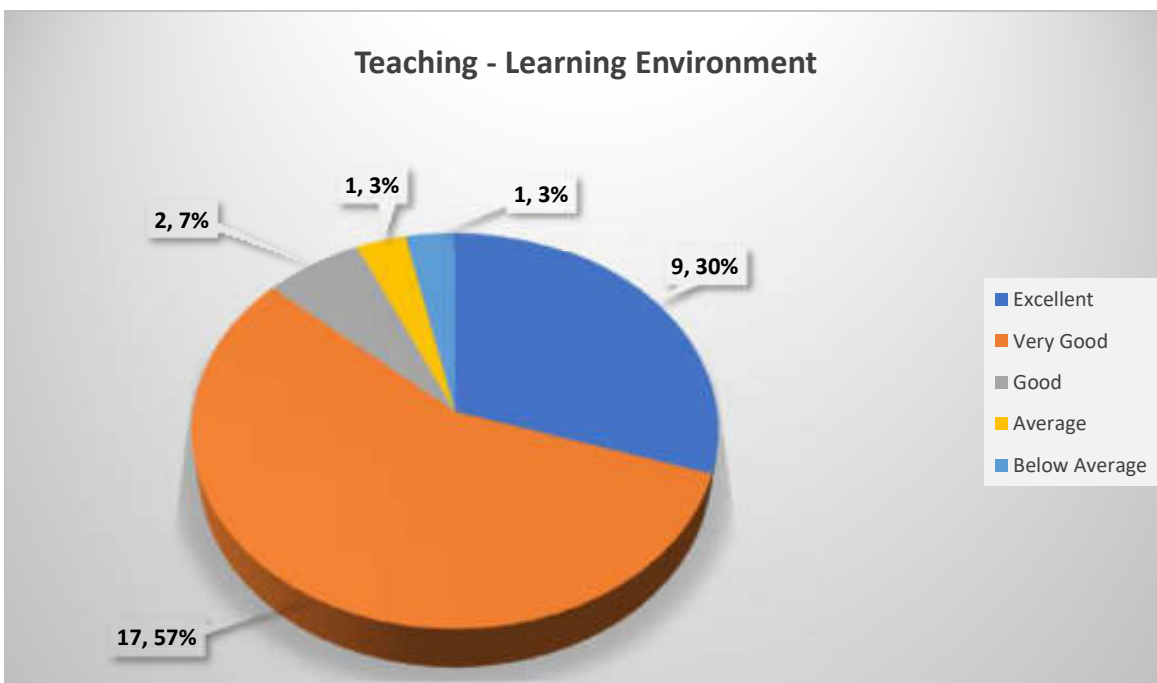
The analysis made on all the points evaluated by the alumni members, it is obvious overall impression is very good. It is necessary for the management and academic staff being about necessary improvements to attain the excellent position.

K.M.T. Govt. Girls College, Raigarh (C.G.)

Alumni Feedback Reprt
Year 2018-19

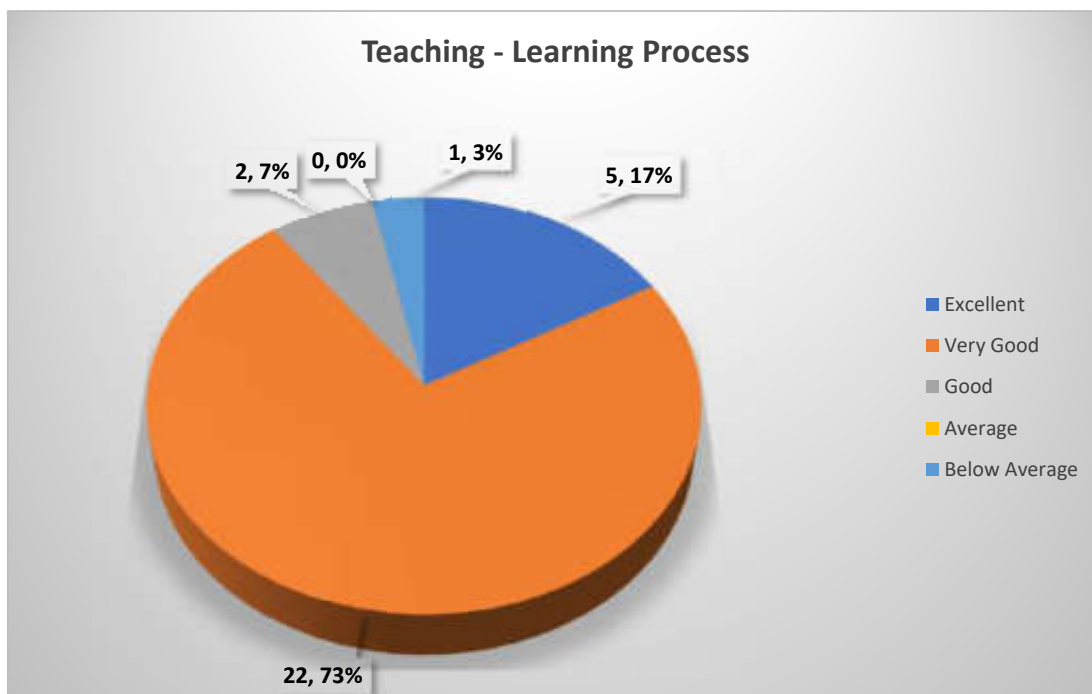
1. Teaching - Learning Environment

S.No.	View	Frequency	Percent	Angle
1	Excellent	9	30	108
2	Very Good	17	56.7	204.12
3	Good	2	6.7	24.12
4	Average	1	3.3	11.88
5	Below Average	1	3.3	11.88
	Total	30	100	360



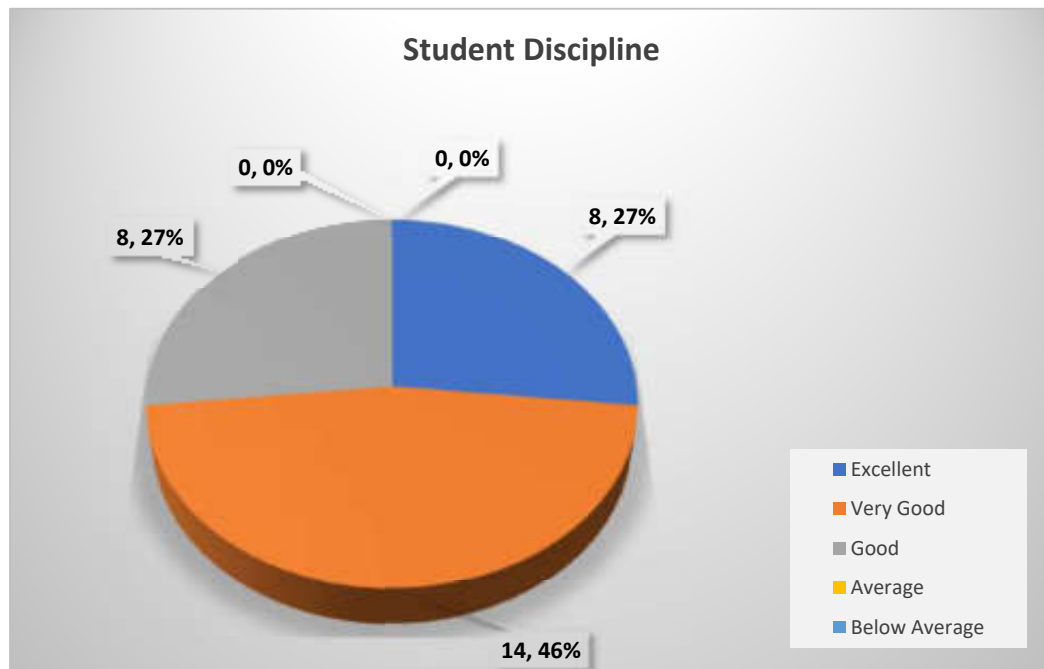
2. Teaching-Learning Process

S.No.	View	Frequency	Percent	Angle
1	Excellent	5	16.7	60.12
2	Very Good	22	73.3	263.88
3	Good	2	6.7	24.12
4	Average	0	0	0
5	Below Average	1	3.3	11.88
	Total	30	100	360



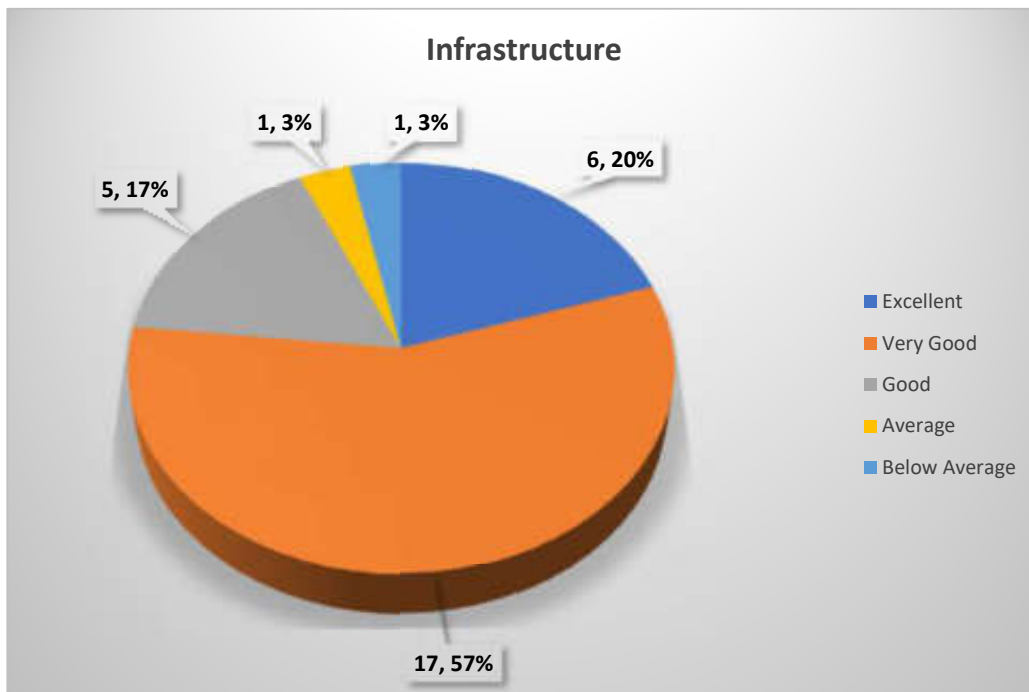
3. Student Discipline

S.No.	View	Frequency	Percent	Angle
1	Excellent	8	26.67	96.012
2	Very Good	14	46.67	168.012
3	Good	8	26.67	96.012
4	Average	0	0	0
5	Below Average	0	0	0
	Total	30	100.01	360.036



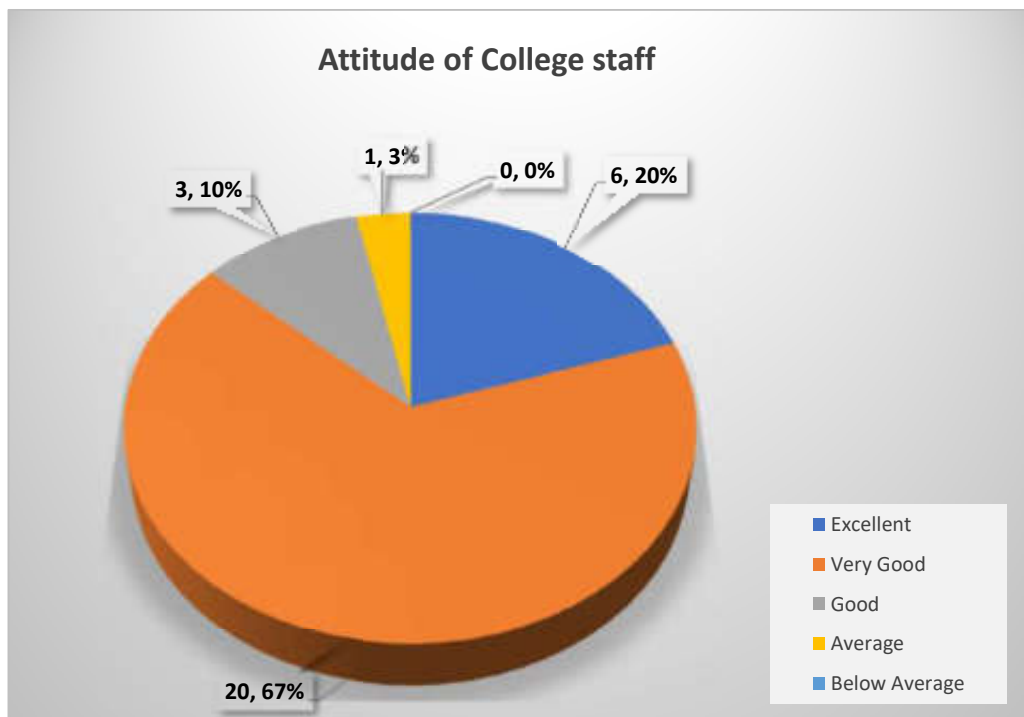
4. Infrastructure

S.No.	View	Frequency	Percent	Angle
1	Excellent	6	20	72
2	Very Good	17	57	205.2
3	Good	5	17	61.2
4	Average	1	3	10.8
5	Below Average	1	3	10.8
	Total	30	100	360



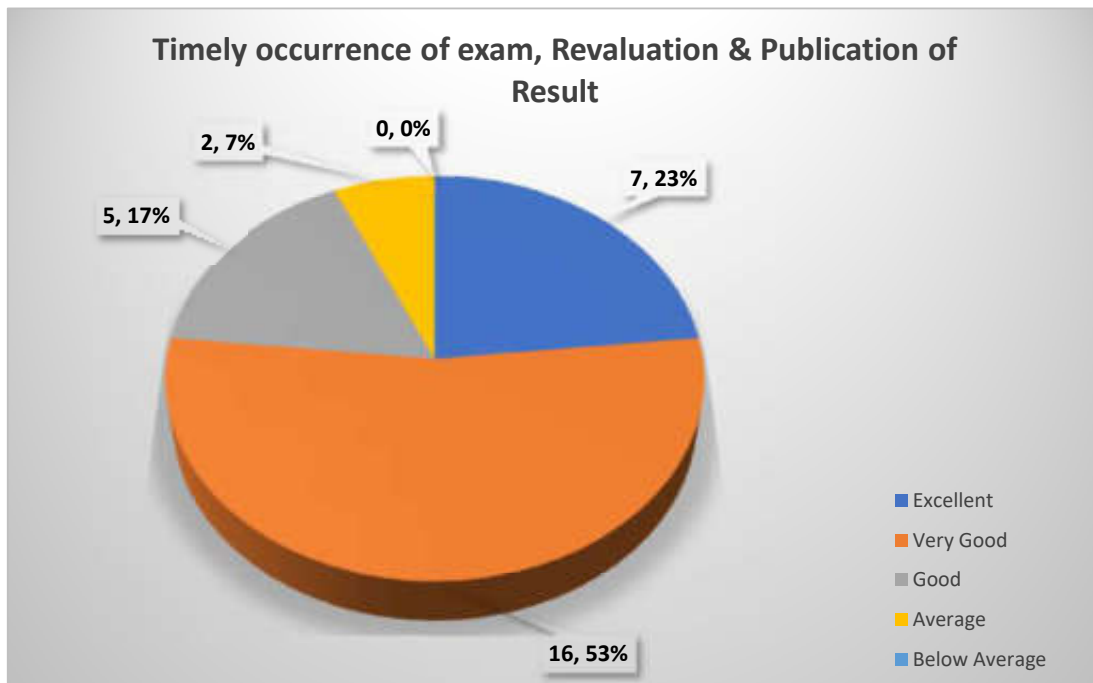
5. Attitude of College staff

S.No.	View	Frequency	Percent	Angle
1	Excellent	6	20	72
2	Very Good	20	67	241.2
3	Good	3	10	36
4	Average	1	3	10.8
5	Below Average	0	0	0
	Total	30	100	360



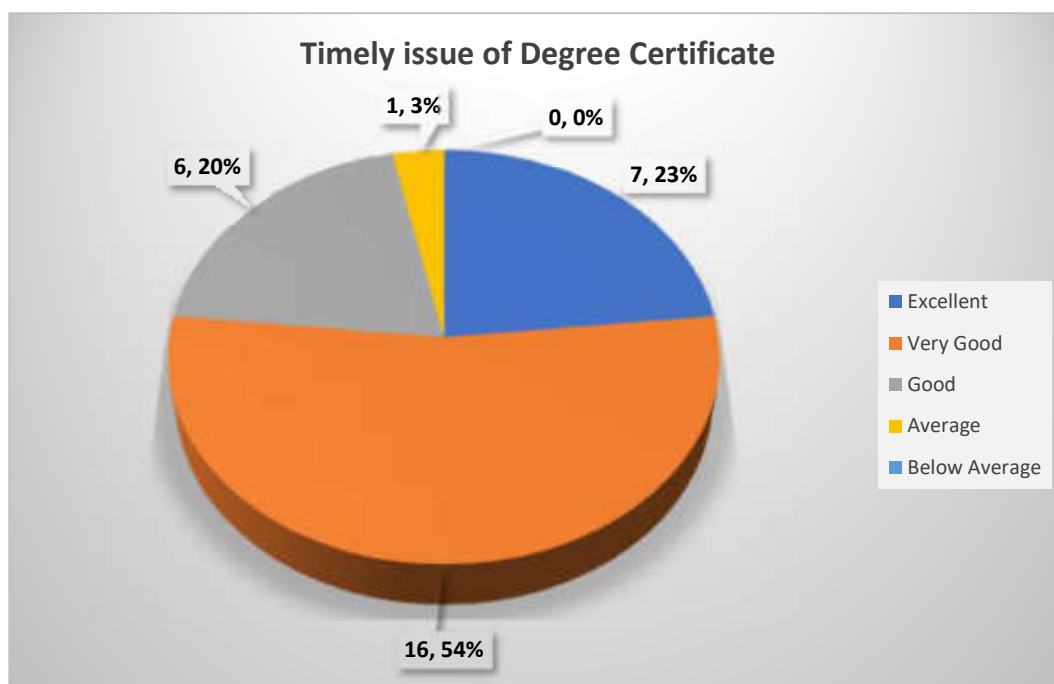
6. Timely occurrence of exam, Revaluation & Publication of Result

S.No.	View	Frequency	Percent	Angle
1	Excellent	7	23.3	83.88
2	Very Good	16	53.3	191.88
3	Good	5	16.7	60.12
4	Average	2	6.7	24.12
5	Below Average	0	0	0
	Total	30	100	360



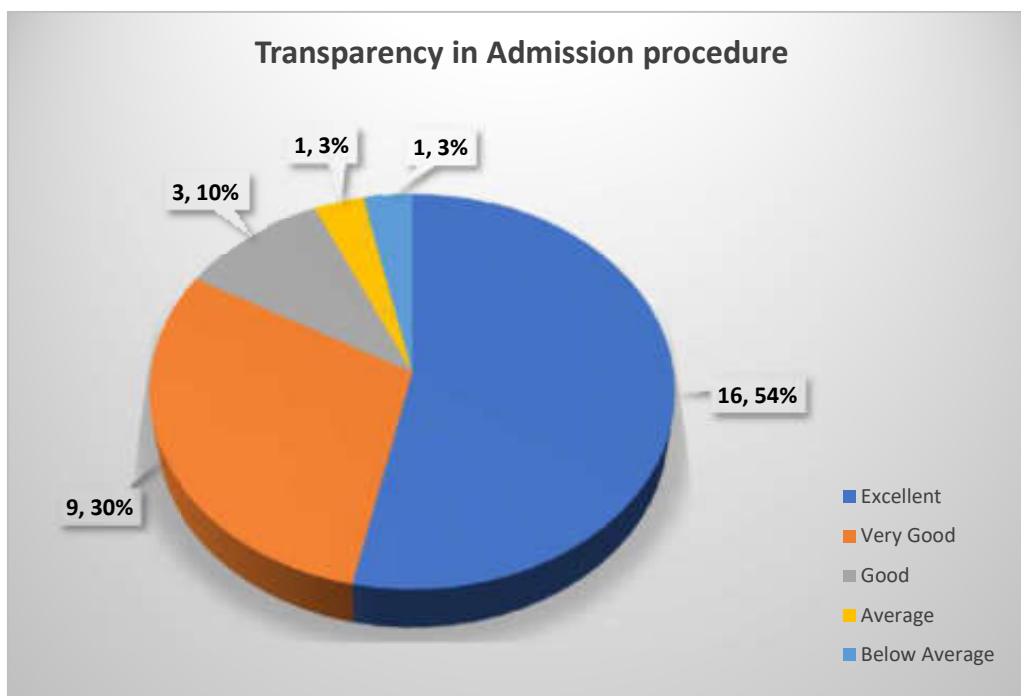
7. Timely issue of Degree Certificate

S.No.	View	Frequency	Percent	Angle
1	Excellent	7	23.3	83.88
2	Very Good	16	53.3	191.88
3	Good	6	20	72
4	Average	1	3.3	11.88
5	Below Average	0	0	0
	Total	30	99.9	359.64



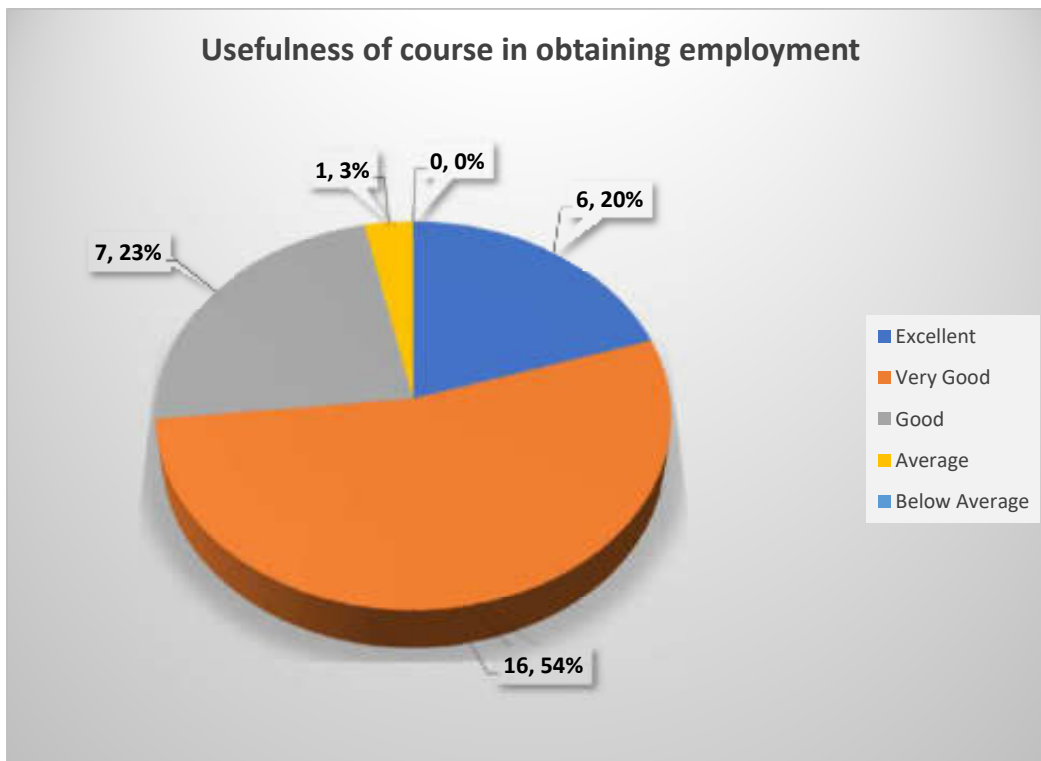
8. Transparency in Admission procedure

S.No.	View	Frequency	Percent	Angle
1	Excellent	16	53.3	191.88
2	Very Good	9	30	108
3	Good	3	10	36
4	Average	1	3.3	11.88
5	Below Average	1	3.3	11.88
	Total	30	99.9	359.64



9. Usefulness of course in obtaining employment

S.No.	View	Frequency	Percent	Angle
1	Excellent	6	20	72
2	Very Good	16	53.3	191.88
3	Good	7	23.3	83.88
4	Average	1	3.3	11.88
5	Below Average	0	0	0
	Total	30	99.9	359.64



Conclusion :

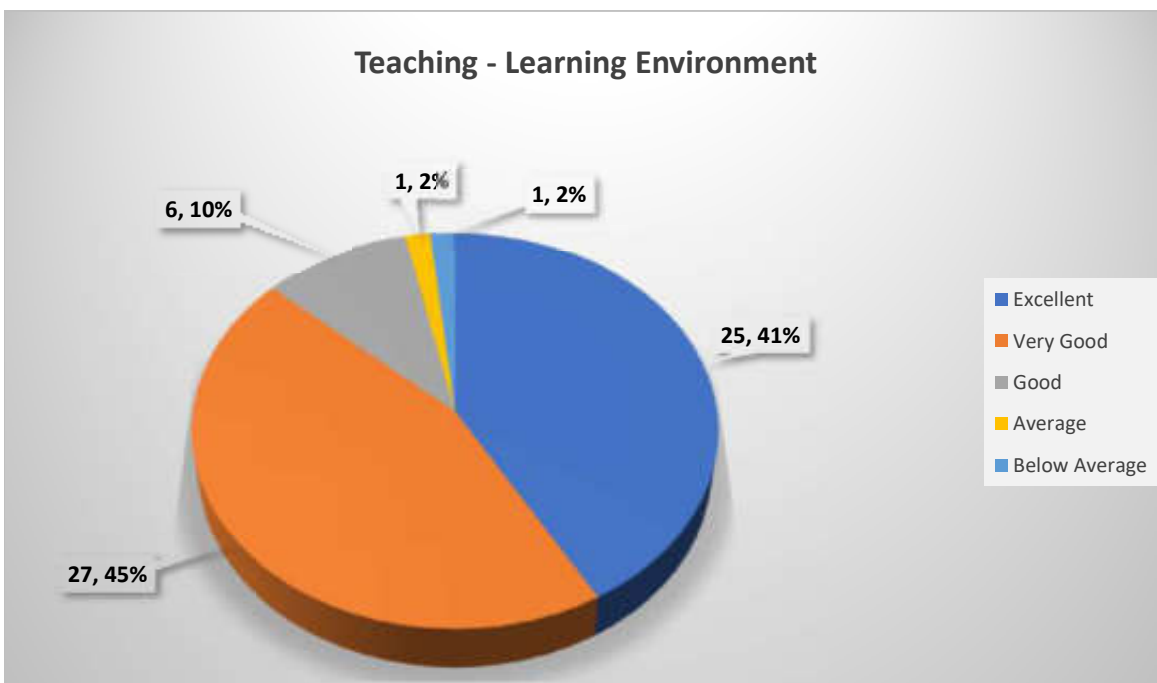
The analysis made on all the points evaluated by the alumni members, it is obvious overall improve very good. It is necessary for the management and academic staff being about necessary improve to attain the excellent position.

K.M.T. Govt. Girls College, Raigarh (C.G.)

Alumni Feedback Reprt
Year 2019-20

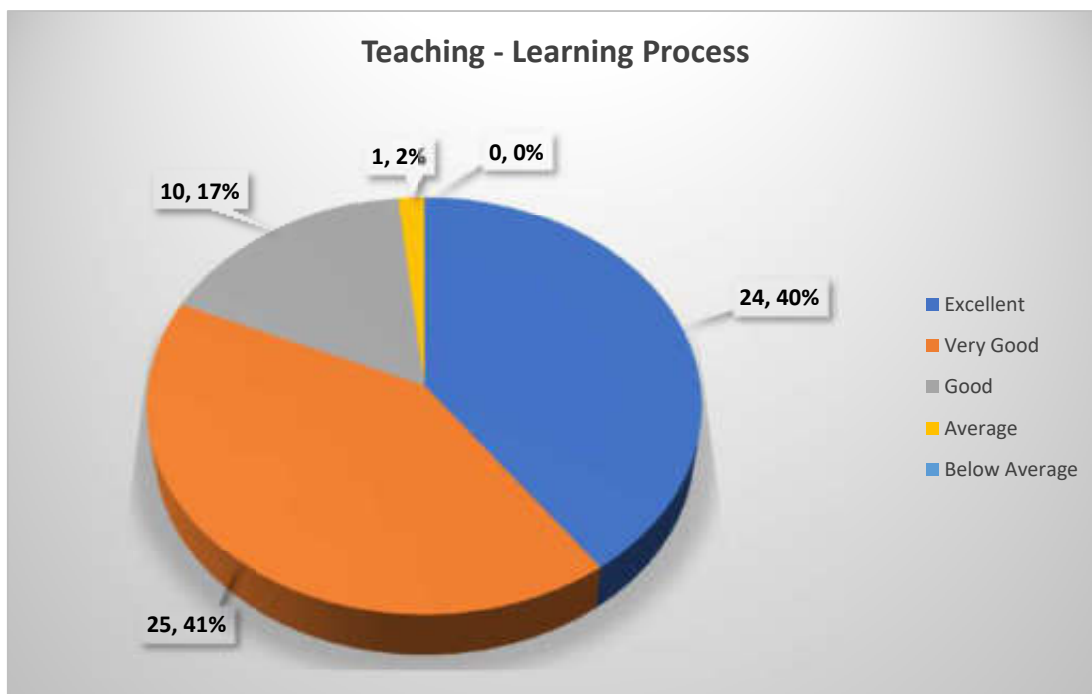
1. Teaching - Learning Environment

S.No.	View	Frequency	Percent	Angle
1	Excellent	25	41.7	150.12
2	Very Good	27	45	162
3	Good	6	10	36
4	Average	1	1.7	6.12
5	Below Average	1	1.7	6.12
	Total	60	100.1	360.36



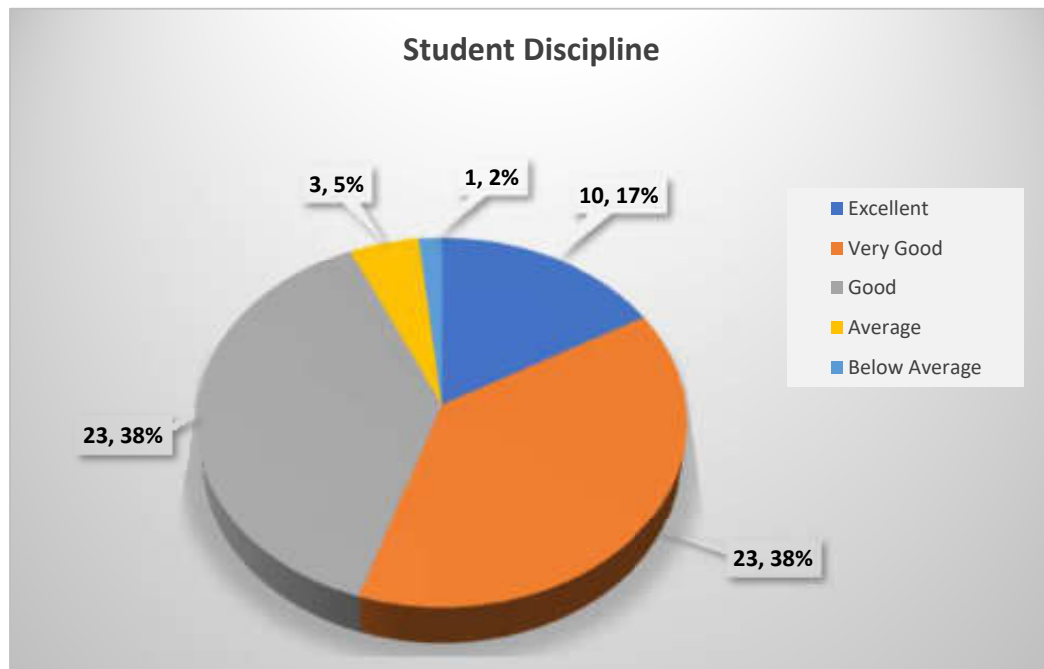
2. Teaching-Learning Process

S.No.	View	Frequency	Percent	Angle
1	Excellent	24	40	144
2	Very Good	25	41.7	150.12
3	Good	10	16.7	60.12
4	Average	1	1.7	6.12
5	Below Average	0	0	0
	Total	60	100.1	360.36



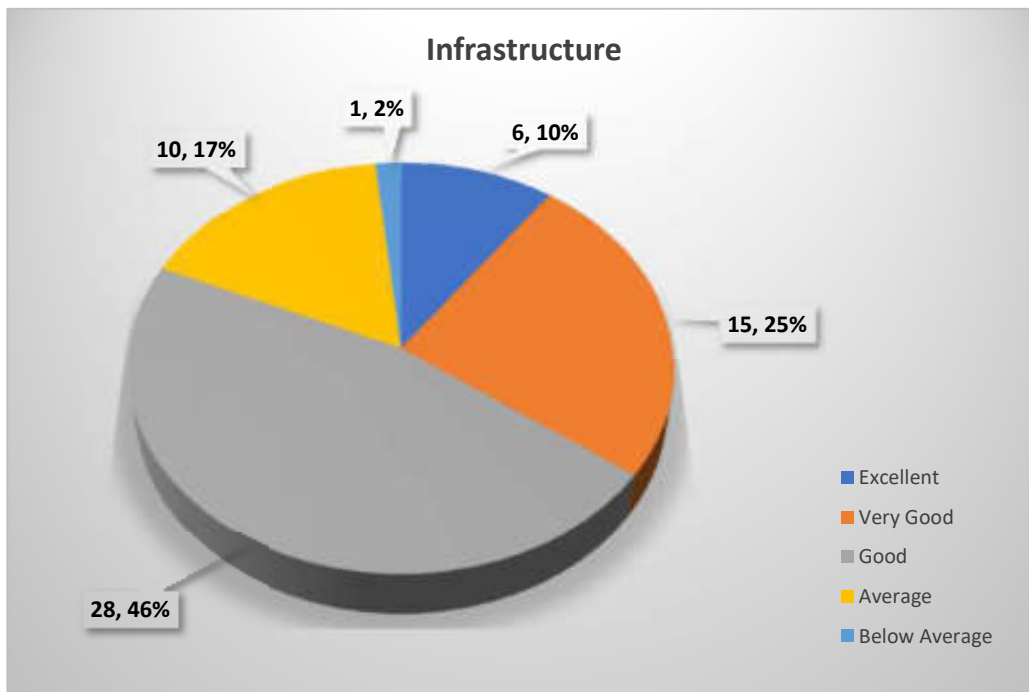
3. Student Discipline

S.No.	View	Frequency	Percent	Angle
1	Excellent	10	17	61.2
2	Very Good	23	38	136.8
3	Good	23	38	136.8
4	Average	3	5	18
5	Below Average	1	2	7.2
	Total	60	100	360



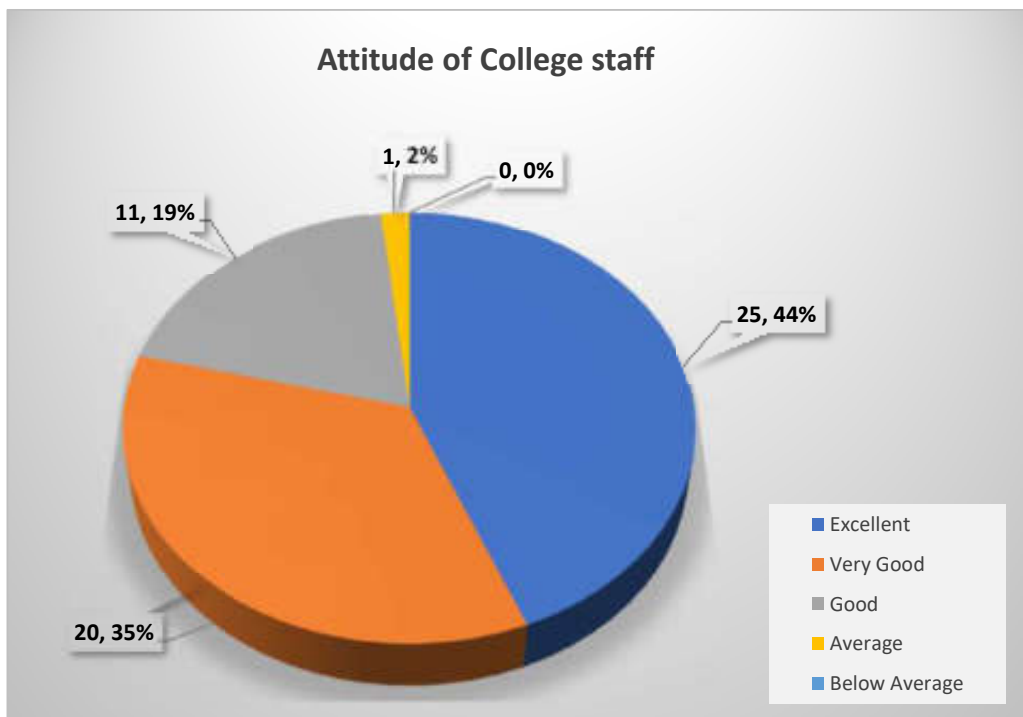
4. Infrastructure

S.No.	View	Frequency	Percent	Angle
1	Excellent	6	10	36
2	Very Good	15	25	90
3	Good	28	46.7	168.12
4	Average	10	16.7	60.12
5	Below Average	1	1.7	6.12
	Total	60	100.1	360.36



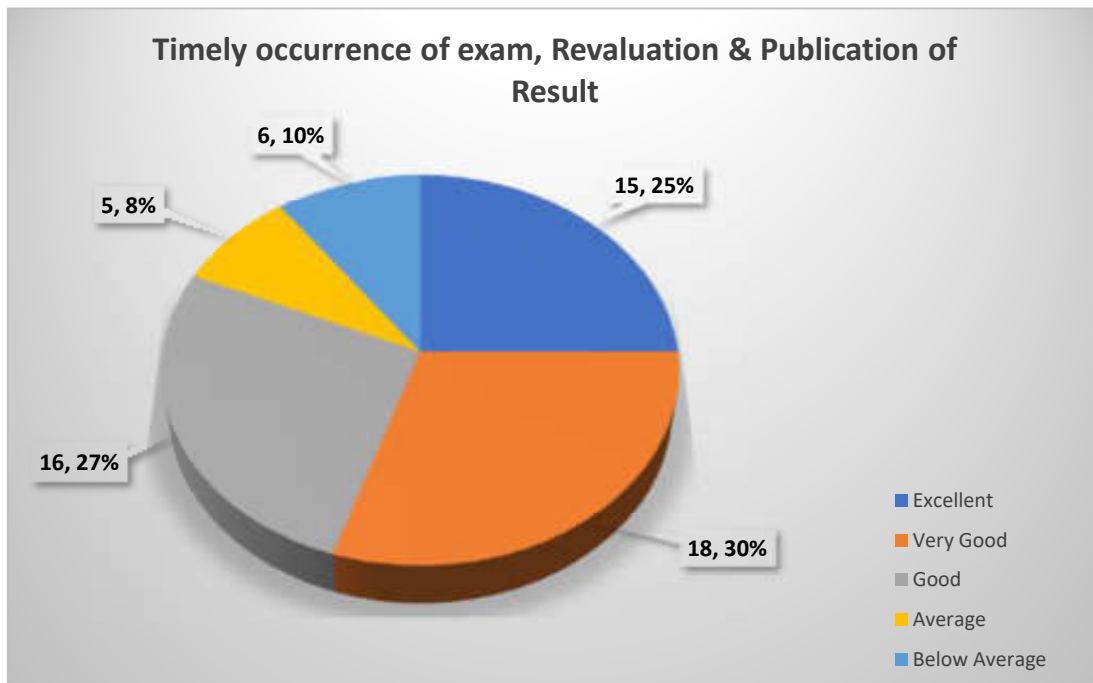
5. Attitude of College staff

S.No.	View	Frequency	Percent	Angle
1	Excellent	25	42	151.2
2	Very Good	20	33	118.8
3	Good	11	18	64.8
4	Average	1	2	7.2
5	Below Average	0	0	0
	Total	57	95	342



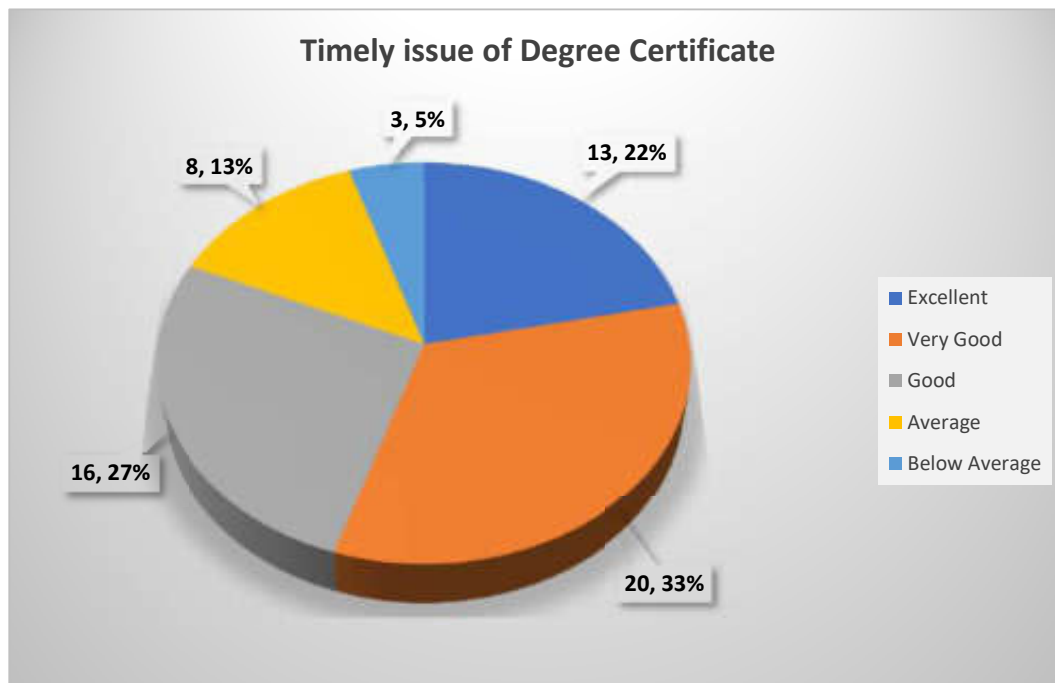
6. Timely occurrence of exam, Revaluation & Publication of Result

S.No.	View	Frequency	Percent	Angle
1	Excellent	15	25	90
2	Very Good	18	30	108
3	Good	16	26.7	96.12
4	Average	5	8.3	29.88
5	Below Average	6	10	36
	Total	60	100	360



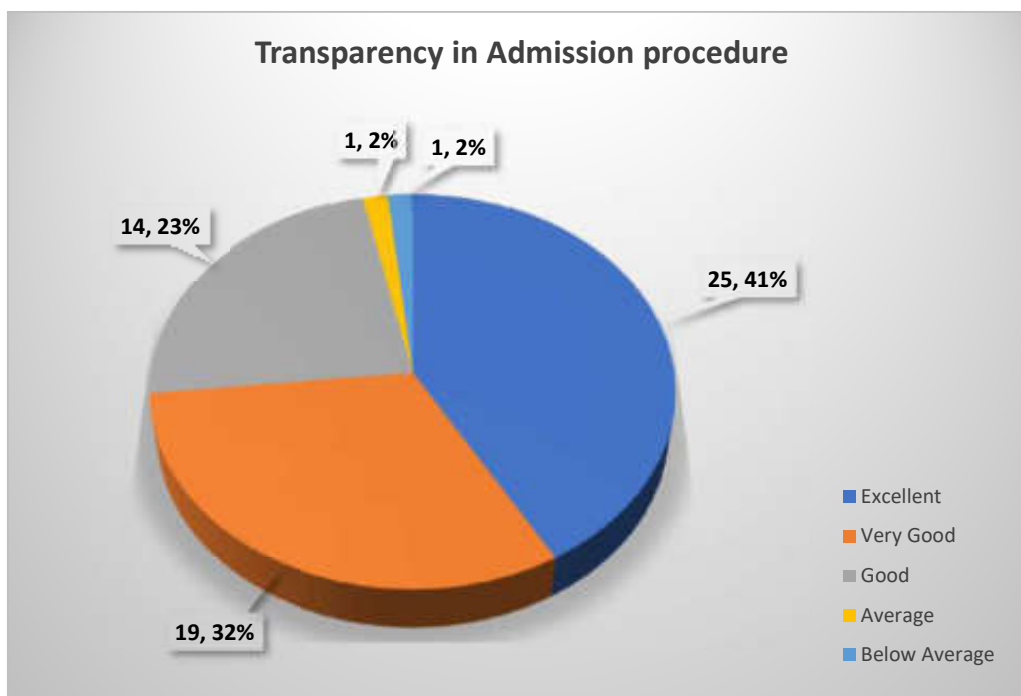
7. Timely issue of Degree Certificate

S.No.	View	Frequency	Percent	Angle
1	Excellent	13	21.7	78.12
2	Very Good	20	33.3	119.88
3	Good	16	26.7	96.12
4	Average	8	13.3	47.88
5	Below Average	3	5	18
	Total	60	100	360



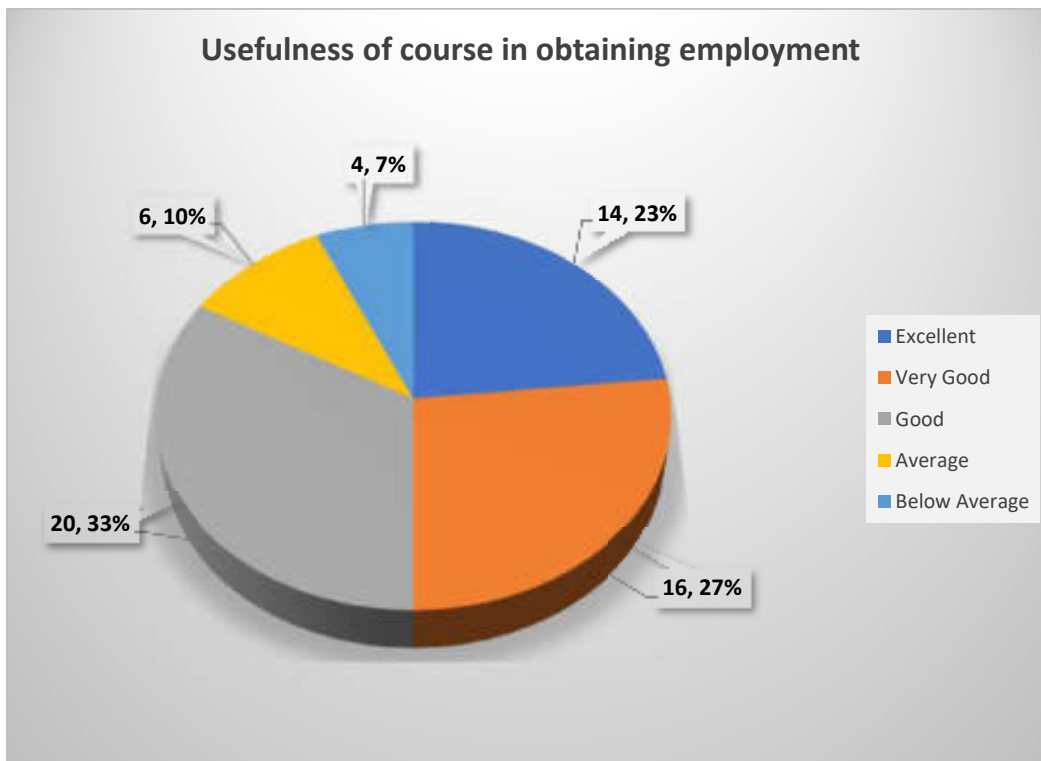
8. Transparency in Admission procedure

S.No.	View	Frequency	Percent	Angle
1	Excellent	25	41.7	150.12
2	Very Good	19	31.7	114.12
3	Good	14	23.3	83.88
4	Average	1	1.7	6.12
5	Below Average	1	1.7	6.12
	Total	60	100.1	360.36



9. Usefulness of course in obtaining employment

S.No.	View	Frequency	Percent	Angle
1	Excellent	14	23.3	83.88
2	Very Good	16	26.7	96.12
3	Good	20	33.3	119.88
4	Average	6	10	36
5	Below Average	4	6.7	24.12
	Total	60	100	360



Conclusion :

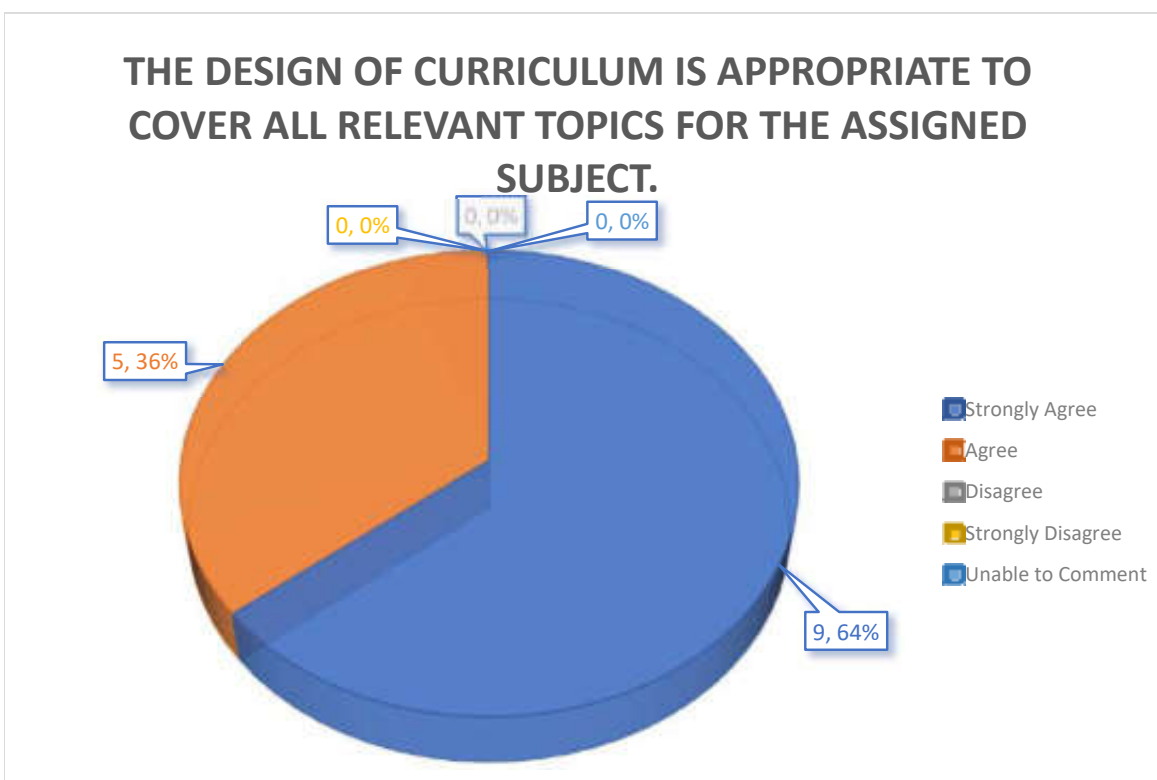
The analysis made on all the points evaluated by the alumini members, it is obvious overall impre very good. It is necessary for the management and academic staff being about necessary improv offain the excellent position.

K.M.T. Govt. Girls College, Raigarh (C.G.)

Teachers Feedback Reprot
Year 2020-21

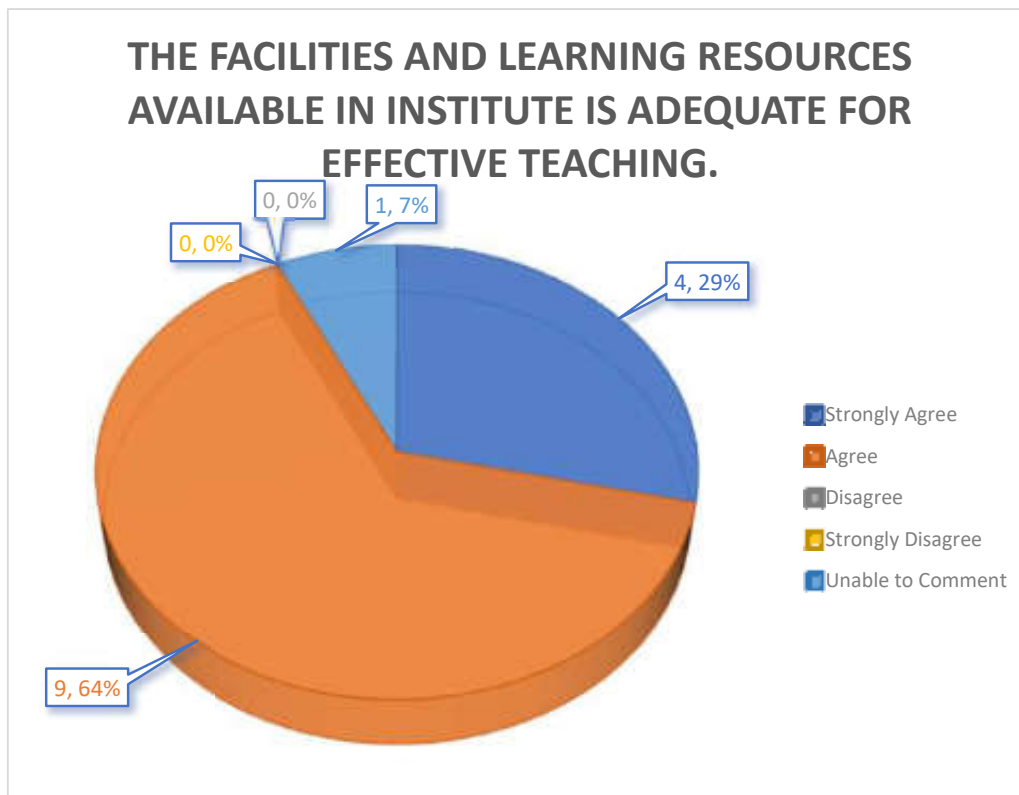
1. The design of curriculum is appropriate to cover all relevant topics for the assigned subject.

S.No.	View	Frequency	Percent	Angle
1	Strongly Agree	9	64	230.4
2	Agree	5	36	129.6
3	Disagree	0	0	0
4	Strongly Disagree	0	0	0
5	Unable to Comment	0	0	0
	Total	14	100	360



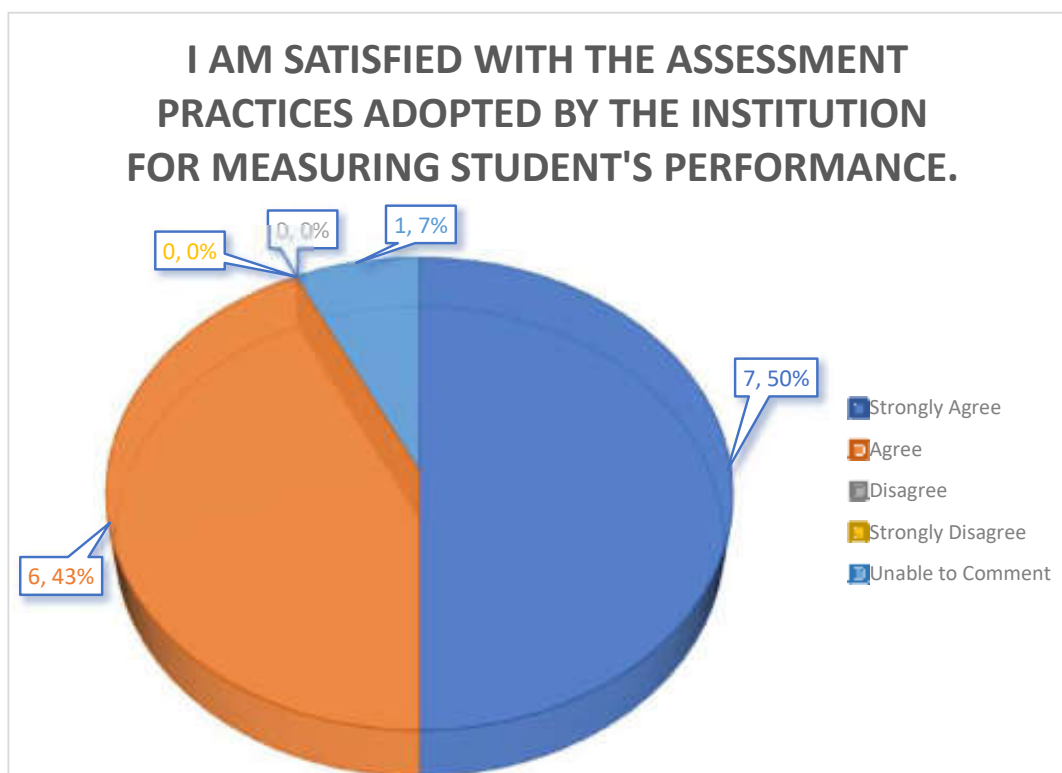
2. The facilities and learning resources available in institute is adequate for effective teaching.

S.No.	View	Frequency	Percent	Angle
1	Strongly Agree	4	28.57	102.852
2	Agree	9	64.29	231.444
3	Disagree	0	0	0
4	Strongly Disagree	0	0	0
5	Unable to Comment	1	7.14	25.704
	Total	14	100	360



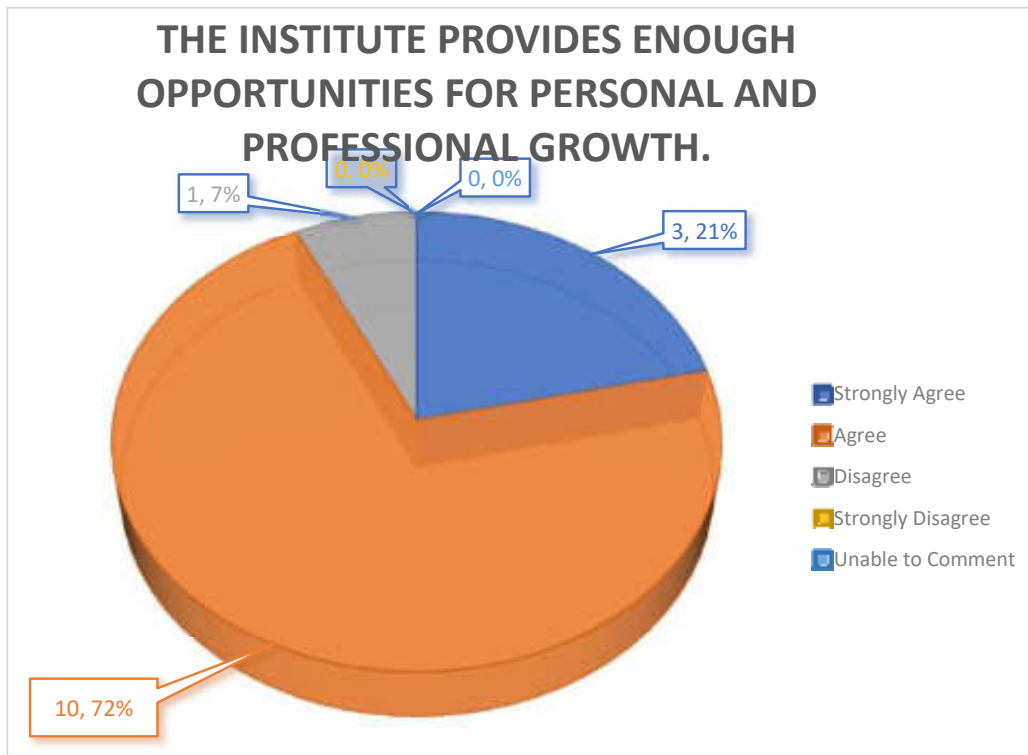
3. I am satisfied with the assessment practices adopted by the institution for measuring student's performance.

S.No.	View	Frequency	Percent	Angle
1	Strongly Agree	7	50	180
2	Agree	6	43	154.8
3	Disagree	0	0	0
4	Strongly Disagree	0	0	0
5	Unable to Comment	1	7	25.2
	Total	14	100	360



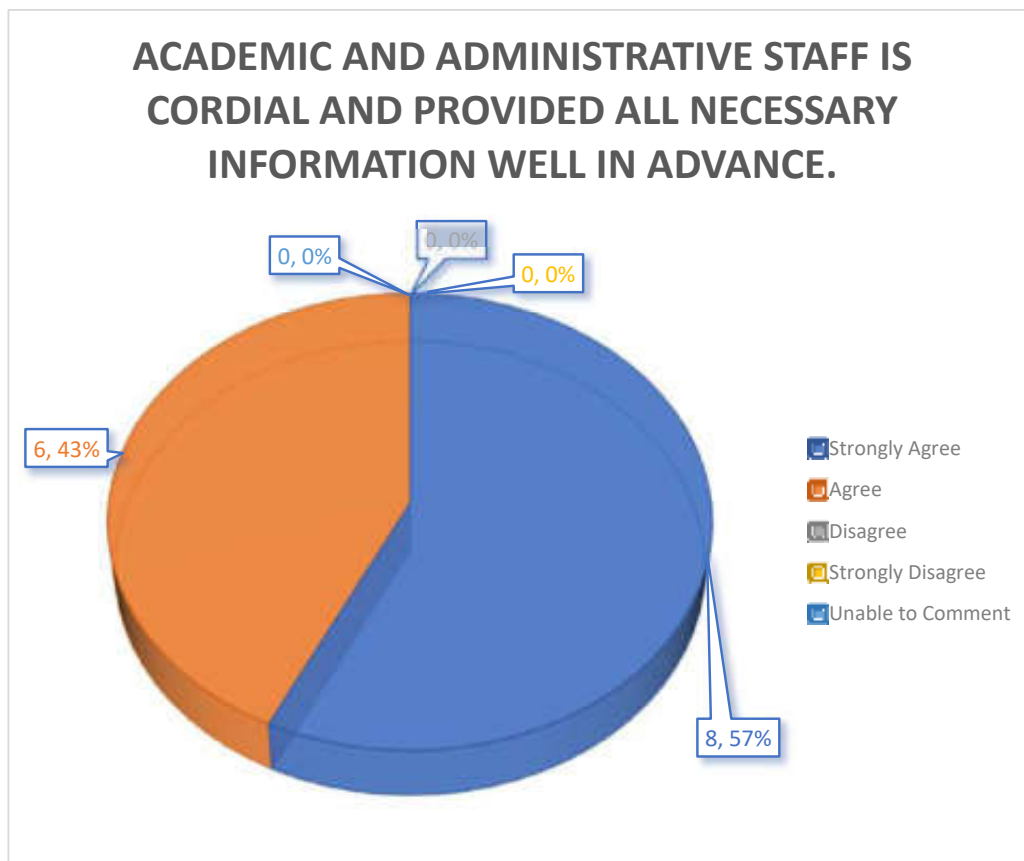
4. The institute provides enough opportunities for personal and professional growth.

S.No.	View	Frequency	Percent	Angle
1	Strongly Agree	3	21.4	77.04
2	Agree	10	71.4	257.04
3	Disagree	1	7.1	25.56
4	Strongly Disagree	0	0	0
5	Unable to Comment	0	0	0
	Total	14	99.9	359.64



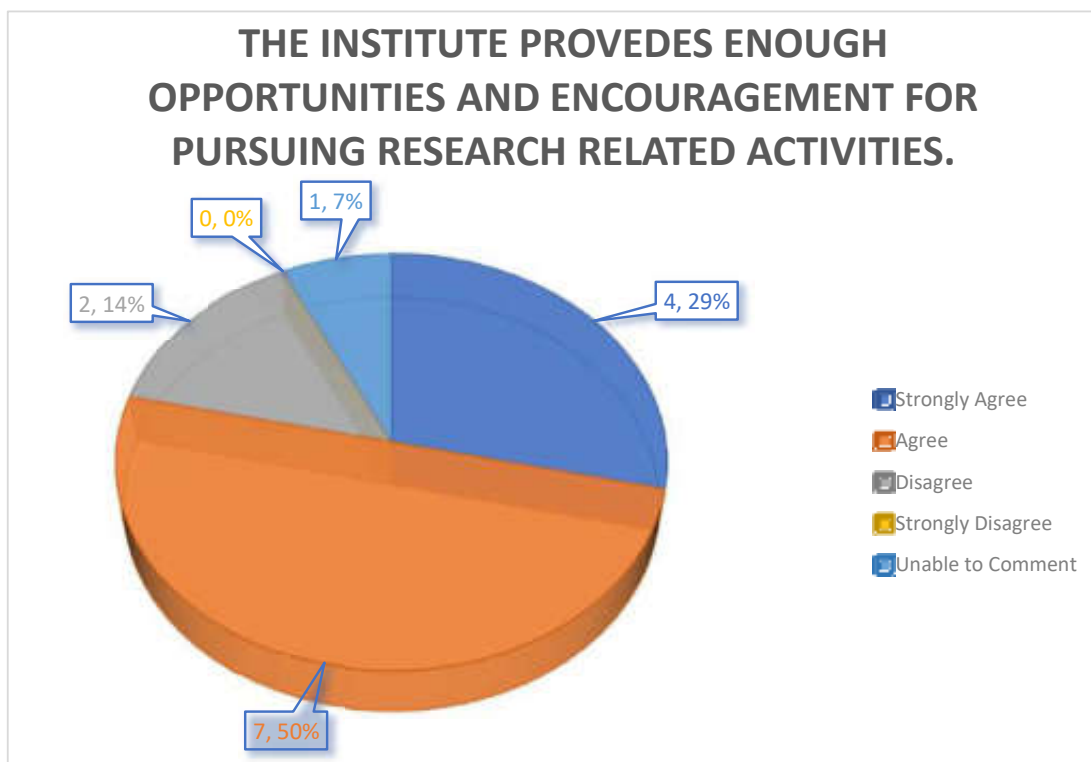
5. Academic and administrative staff is cordial and provided all necessary information well in advance.

S.No.	View	Frequency	Percent	Angle
1	Strongly Agree	8	57	205.2
2	Agree	6	43	154.8
3	Disagree	0	0	0
4	Strongly Disagree	0	0	0
5	Unable to Comment	0	0	0
	Total	14	100	360



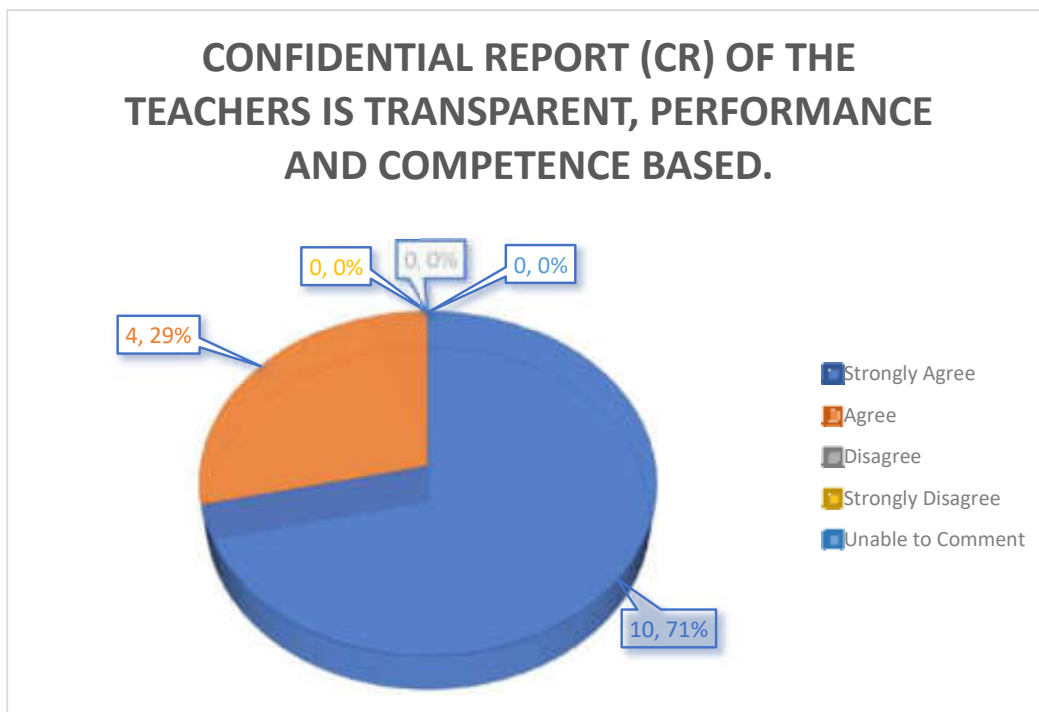
6. The institute provides enough opportunities and encouragement for pursuing research related activities.

S.No.	View	Frequency	Percent	Angle
1	Strongly Agree	4	28.6	102.96
2	Agree	7	50	180
3	Disagree	2	14.3	51.48
4	Strongly Disagree	0	0	0
5	Unable to Comment	1	7.1	25.56
	Total	14	100	360



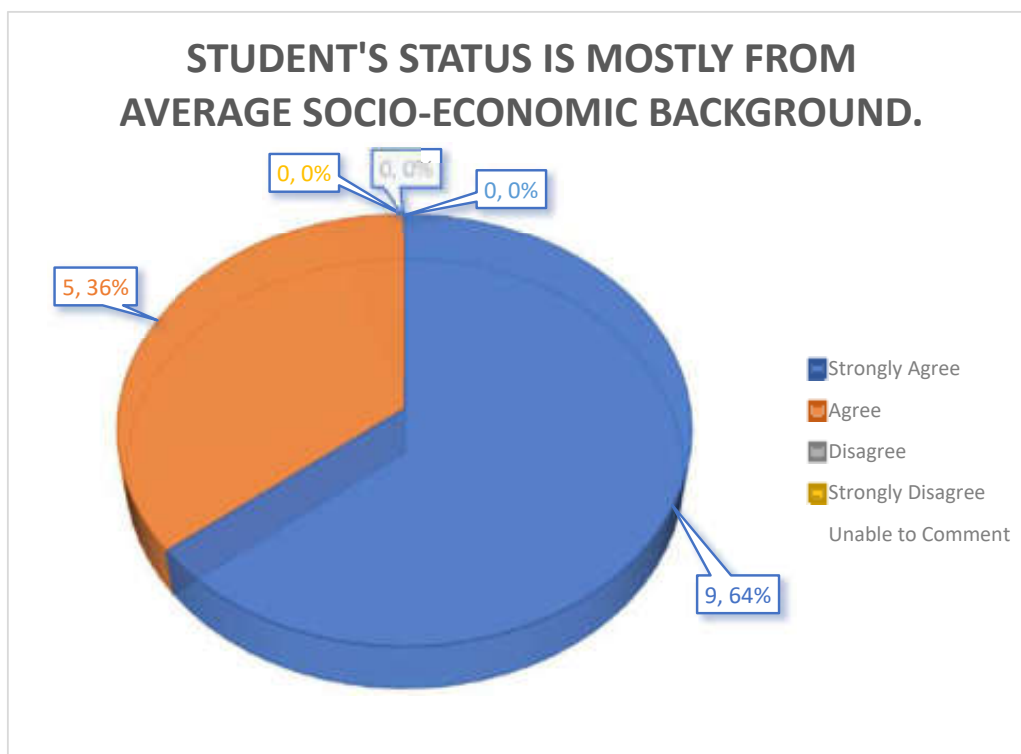
7. Confidential report (CR) of the teachers is transparent, performance and competence based.

S.No.	View	Frequency	Percent	Angle
1	Strongly Agree	10	71.4	257.04
2	Agree	4	28.6	102.96
3	Disagree	0	0	0
4	Strongly Disagree	0	0	0
5	Unable to Comment	0	0	0
	Total	14	100	360



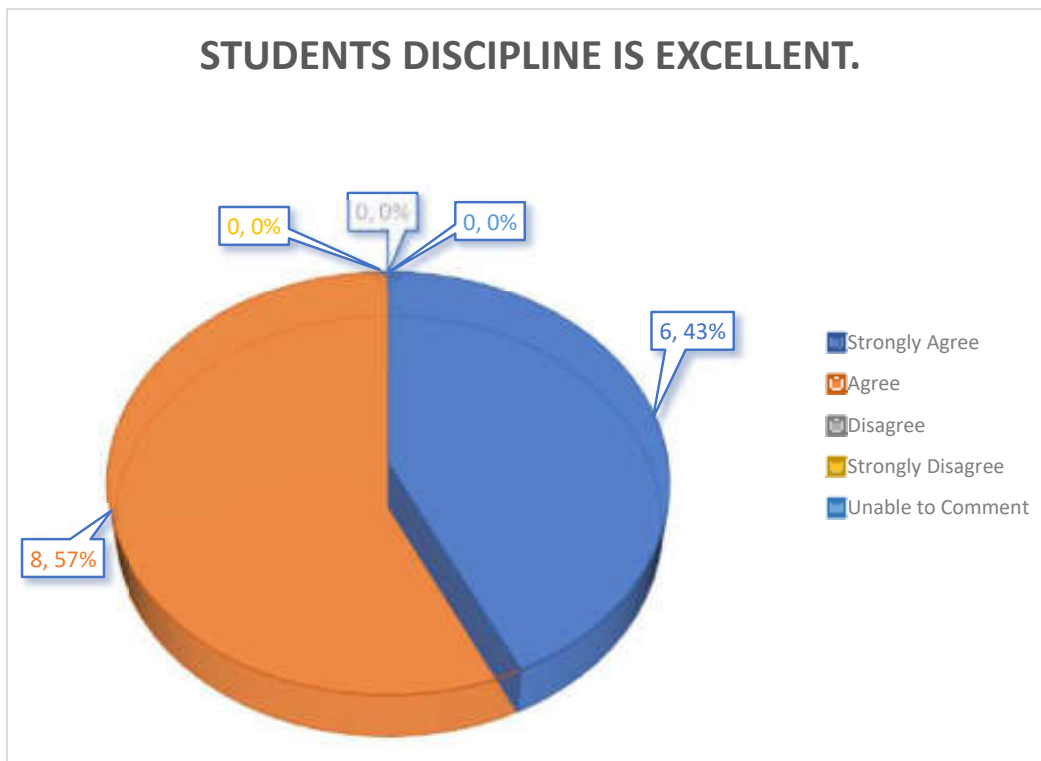
8. Student's Status is mostly from average socio-economic background.

S.No.	View	Frequency	Percent	Angle
1	Strongly Agree	9	64.3	231.48
2	Agree	5	35.7	128.52
3	Disagree	0	0	0
4	Strongly Disagree	0	0	0
5	Unable to Comment	0	0	0
	Total	14	100	360



9. Students discipline is excellent.

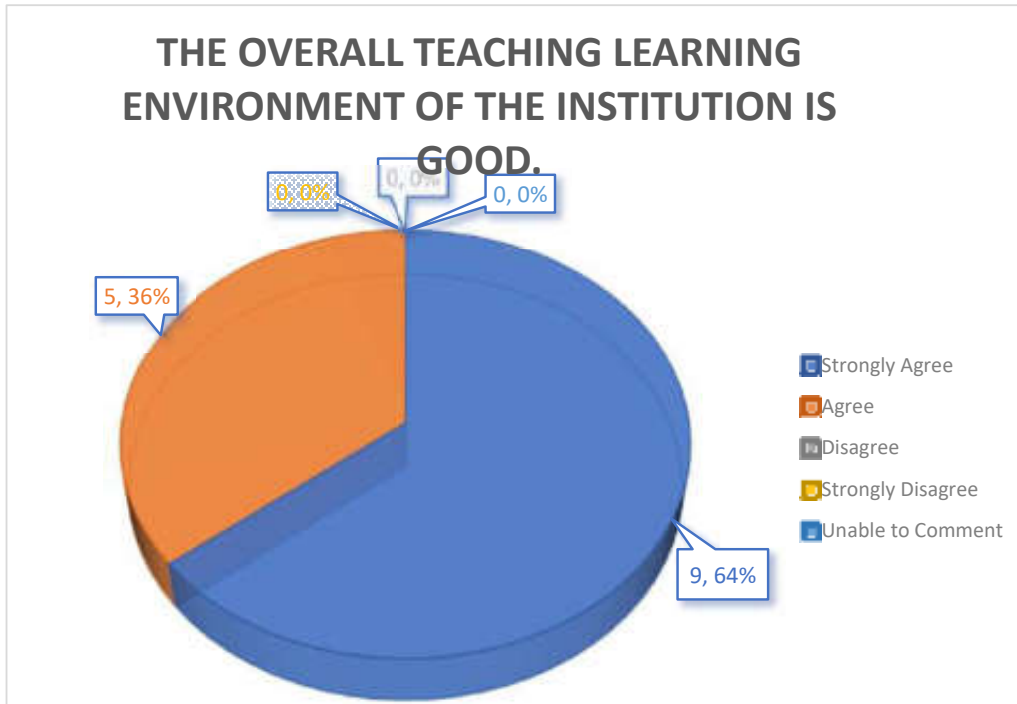
S.No.	View	Frequency	Percent	Angle
1	Strongly Agree	6	42.9	154.44
2	Agree	8	57.1	205.56
3	Disagree	0	0	0
4	Strongly Disagree	0	0	0
5	Unable to Comment	0	0	0
	Total	14	100	360



10. The overall teaching learning environment of the institution is good.

S.No.	View	Frequency	Percent	Angle
1	Strongly Agree	9	64.3	231.48
2	Agree	5	35.7	128.52

3	Disagree	0	0	0
4	Strongly Disagree	0	0	0
5	Unable to Comment	0	0	0
	Total	14	100	360



Conclusion :

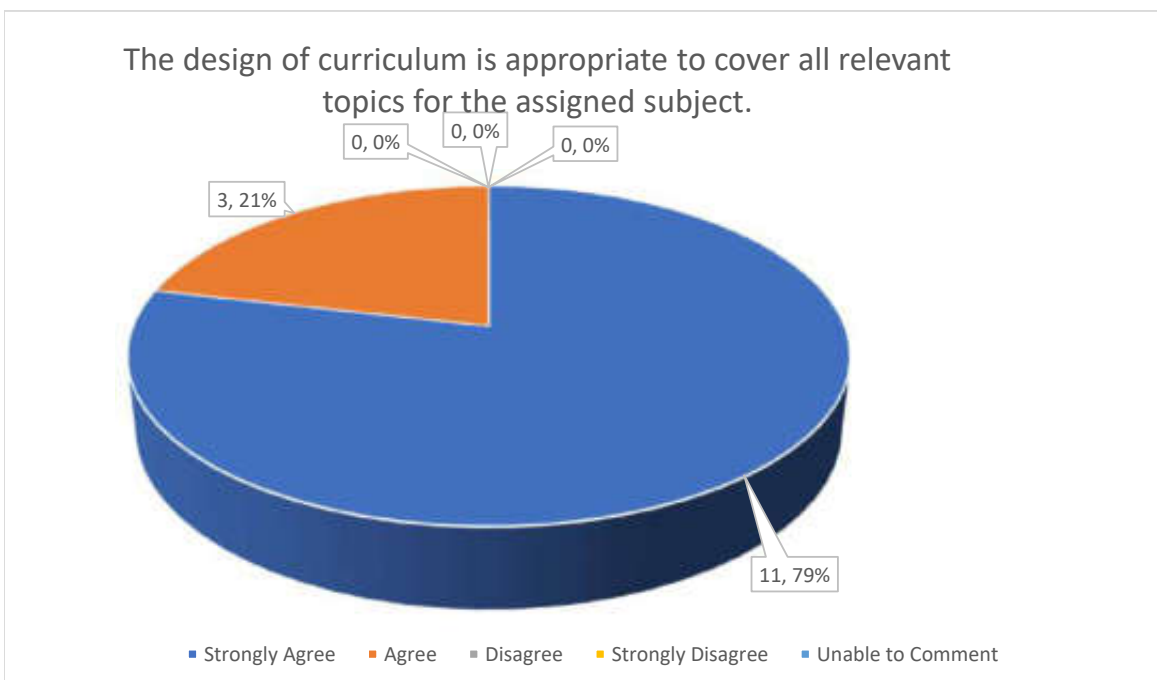
At the Analysis of the teacher's feed back it is obvious that teachers mostly agree with the point mentioned for their inputs. There are few points which need further improvement for which new steps are to be taken.

K.M.T. Govt. Girls College, Raigarh (C.G.)

Teachers Feedback Reprot
Year 2019-20

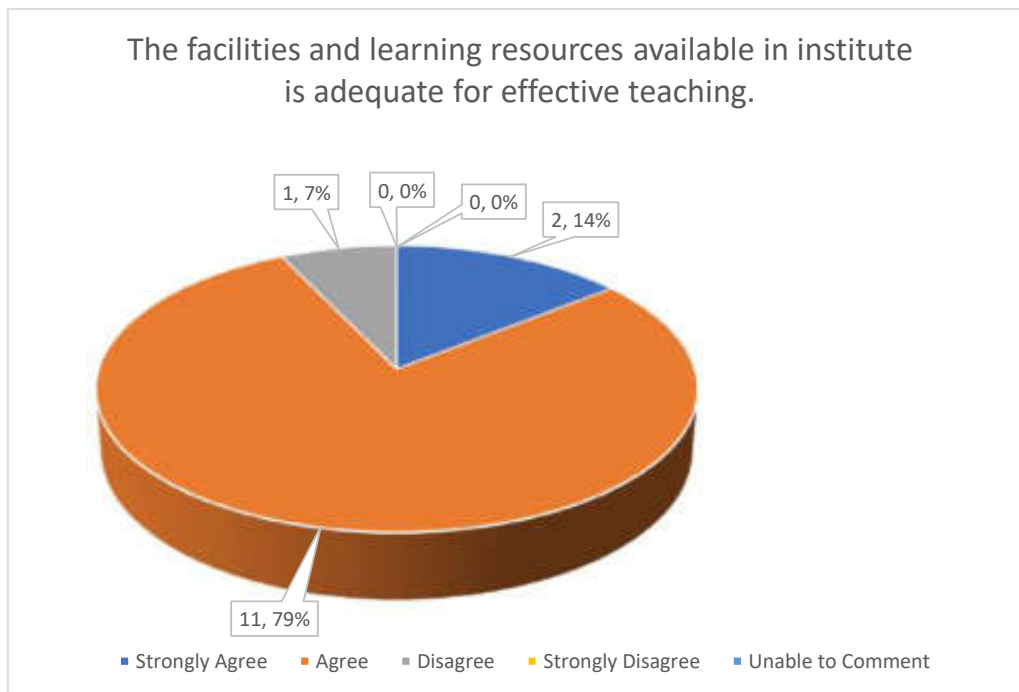
1. The design of curriculum is appropriate to cover all relevant topics for the assigned subject.

S.No.	View	Frequency	Percent	Angle
1	Strongly Agree	11	79	284.4
2	Agree	3	21	75.6
3	Disagree	0	0	0
4	Strongly Disagree	0	0	0
5	Unable to Comment	0	0	0
	Total	14	100	360



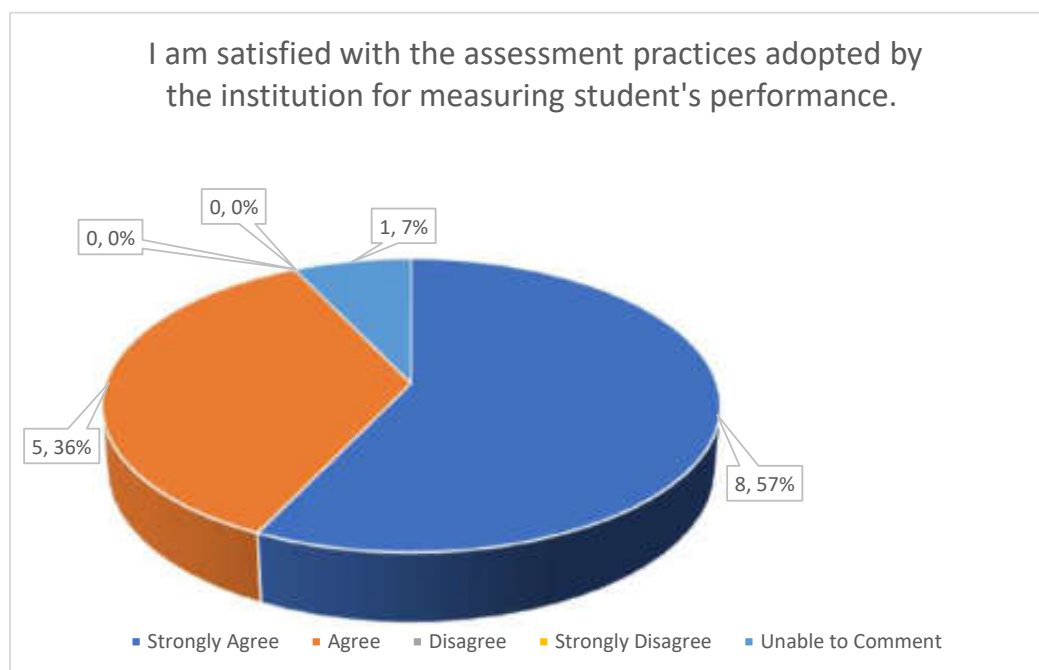
2. The facilities and learning resources available in institute is adequate for effective teaching.

S.No.	View	Frequency	Percent	Angle
1	Strongly Agree	2	14.29	51.444
2	Agree	11	78.57	282.852
3	Disagree	1	7.14	25.704
4	Strongly Disagree	0	0	0
5	Unable to Comment	0	0	0
	Total	14	100	360



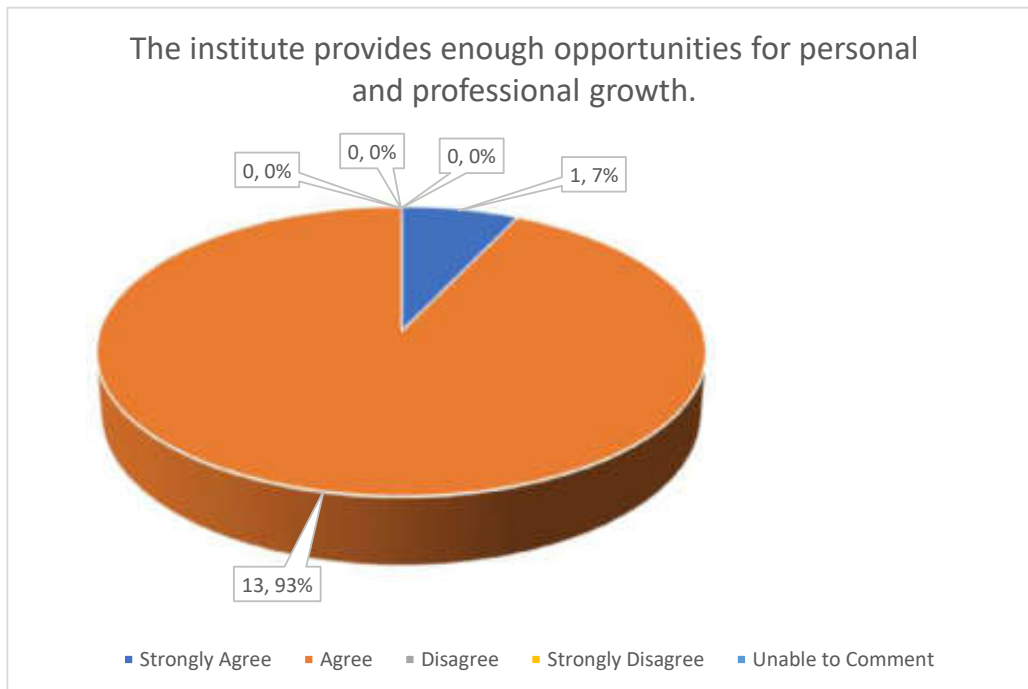
3. I am satisfied with the assessment practices adopted by the institution for measuring student's performance.

S.No.	View	Frequency	Percent	Angle
1	Strongly Agree	8	57	205.2
2	Agree	5	36	129.6
3	Disagree	0	0	0
4	Strongly Disagree	0	0	0
5	Unable to Comment	1	7	25.2
	Total	14	100	360



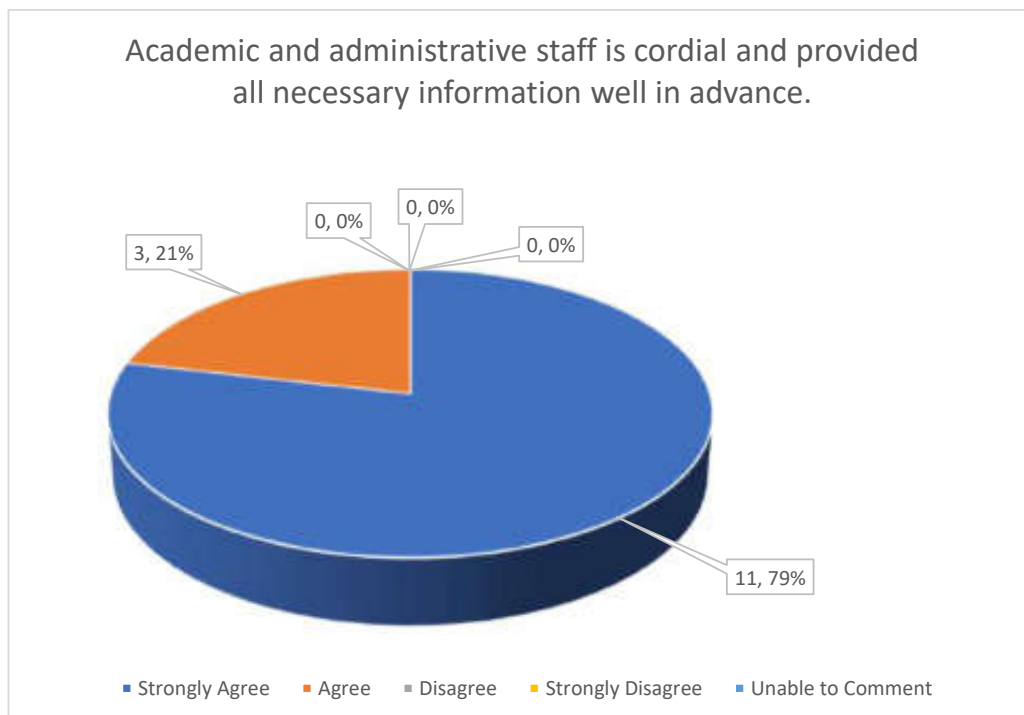
4. The institute provides enough opportunities for personal and professional growth.

S.No.	View	Frequency	Percent	Angle
1	Strongly Agree	1	7	25.2
2	Agree	13	93	334.8
3	Disagree	0	0	0
4	Strongly Disagree	0	0	0
5	Unable to Comment	0	0	0
	Total	14	100	360



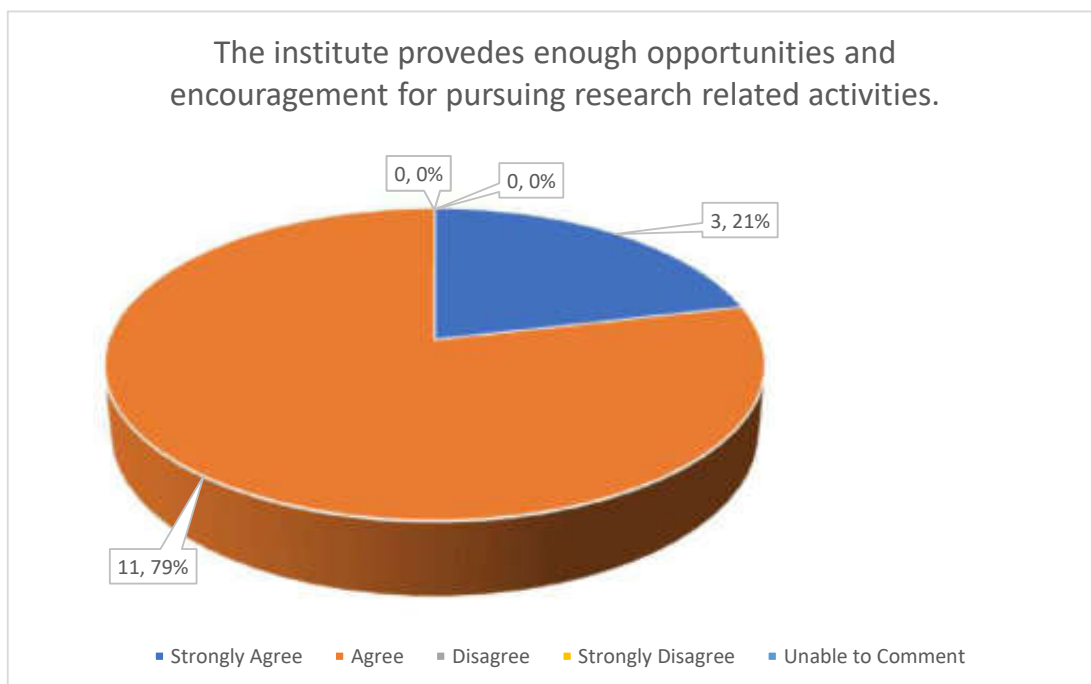
5. Academic and administrative staff is cordial and provided all necessary information well in advance.

S.No.	View	Frequency	Percent	Angle
1	Strongly Agree	11	79	284.4
2	Agree	3	21	75.6
3	Disagree	0	0	0
4	Strongly Disagree	0	0	0
5	Unable to Comment	0	0	0
	Total	14	100	360



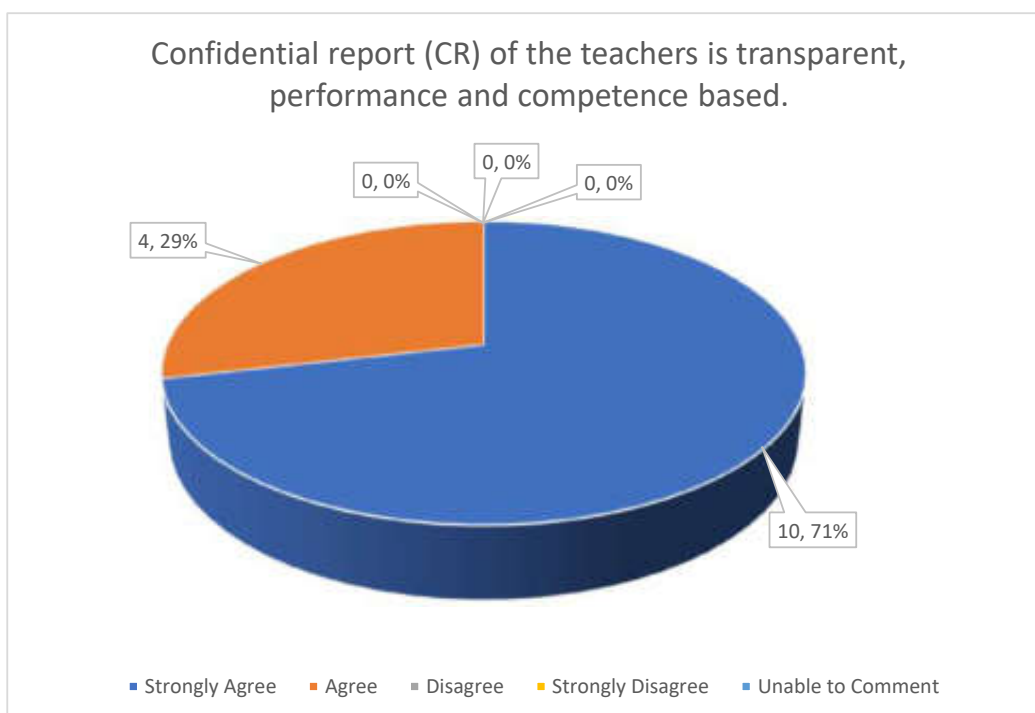
6. The institute provides enough opportunities and encouragement for pursuing research related activities.

S.No.	View	Frequency	Percent	Angle
1	Strongly Agree	3	21.4	77.04
2	Agree	11	78.6	282.96
3	Disagree	0	0	0
4	Strongly Disagree	0	0	0
5	Unable to Comment	0	0	0
	Total	14	100	360



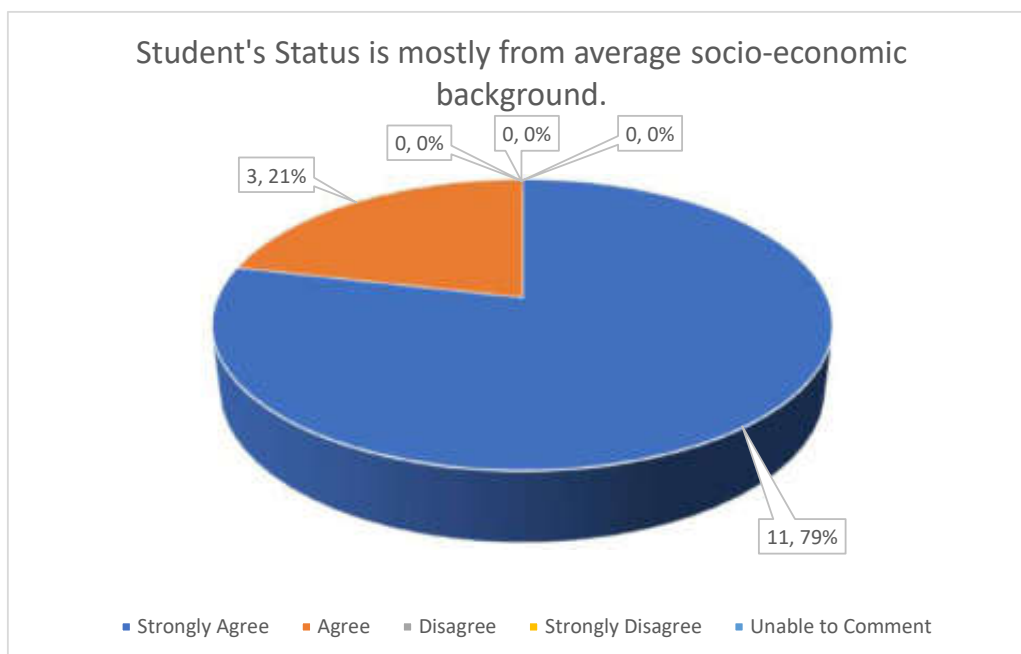
7. Confidential report (CR) of the teachers is transparent, performance and competence based.

S.No.	View	Frequency	Percent	Angle
1	Strongly Agree	10	71.4	257.04
2	Agree	4	28.6	102.96
3	Disagree	0	0	0
4	Strongly Disagree	0	0	0
5	Unable to Comment	0	0	0
	Total	14	100	360



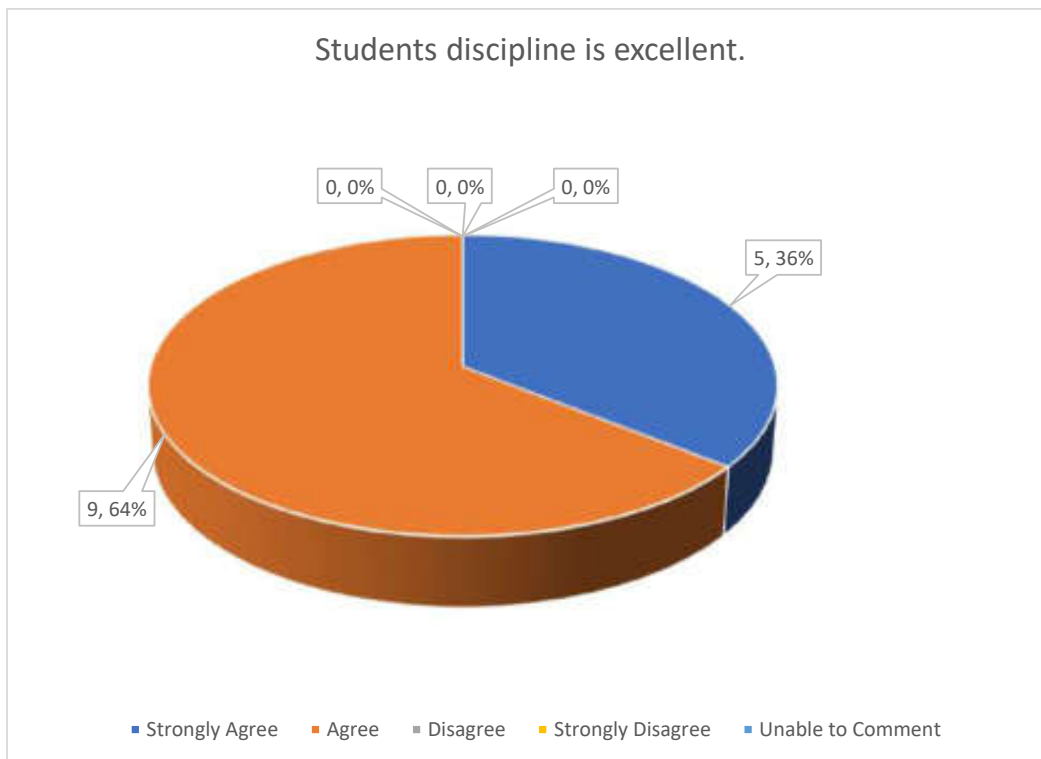
8. Student's Status is mostly from average socio-economic background.

S.No.	View	Frequency	Percent	Angle
1	Strongly Agree	11	78.6	282.96
2	Agree	3	21.4	77.04
3	Disagree	0	0	0
4	Strongly Disagree	0	0	0
5	Unable to Comment	0	0	0
	Total	14	100	360



9. Students discipline is excellent.

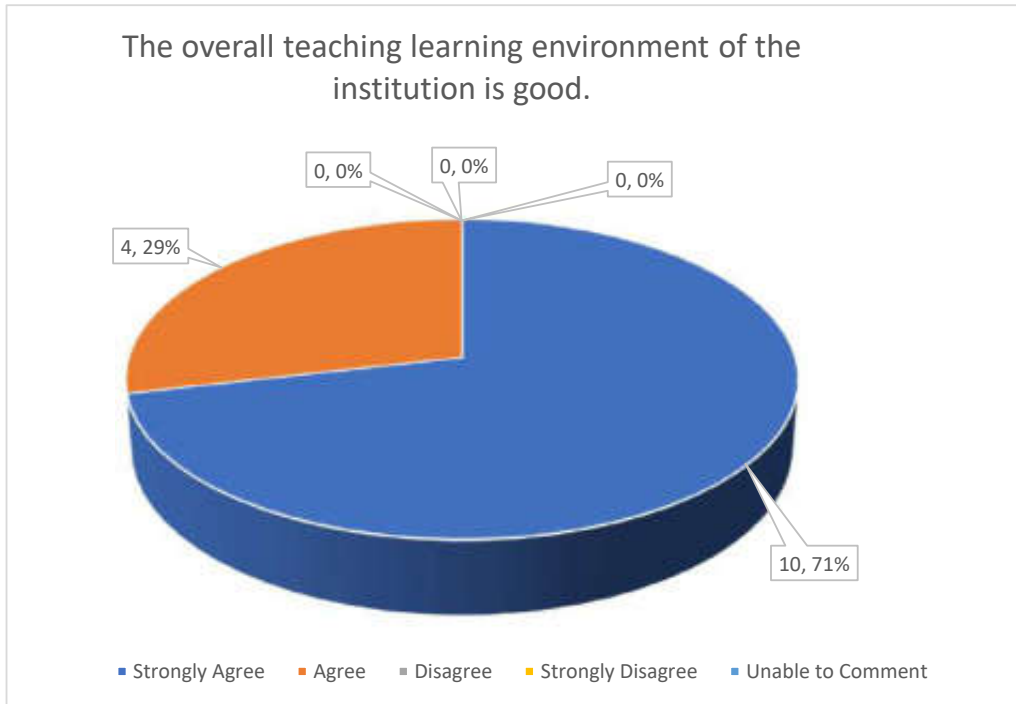
S.No.	View	Frequency	Percent	Angle
1	Strongly Agree	5	35.7	128.52
2	Agree	9	64.3	231.48
3	Disagree	0	0	0
4	Strongly Disagree	0	0	0
5	Unable to Comment	0	0	0
	Total	14	100	360



10. The overall teaching learning environment of the institution is good.

S.No.	View	Frequency	Percent	Angle
1	Strongly Agree	10	71.4	257.04
2	Agree	4	28.6	102.96

3	Disagree	0	0	0
4	Strongly Disagree	0	0	0
5	Unable to Comment	0	0	0
	Total	14	100	360



Conclusion :

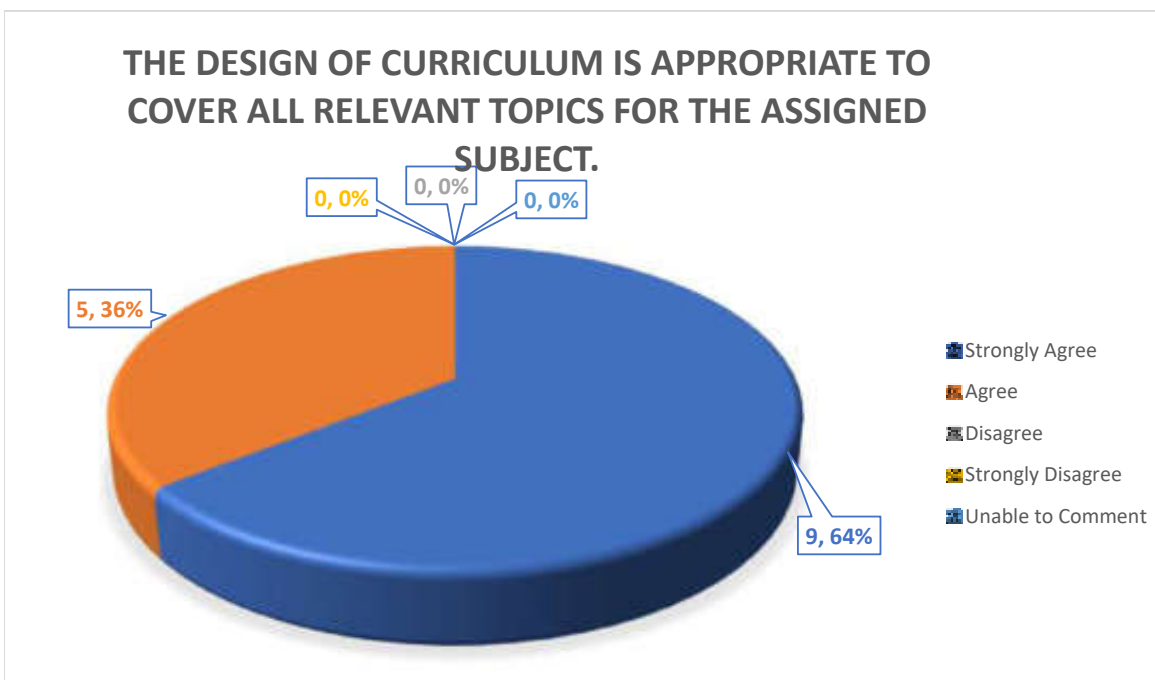
At the Analysis of the teacher's feed back it is obvious that teachers mostly agree with the point mentioned for their inputs. There are few points which need further improvement for which next steps are to be taken.

K.M.T. Govt. Girls College, Raigarh (C.G.)

Teachers Feedback Reprot
Year 2018-19

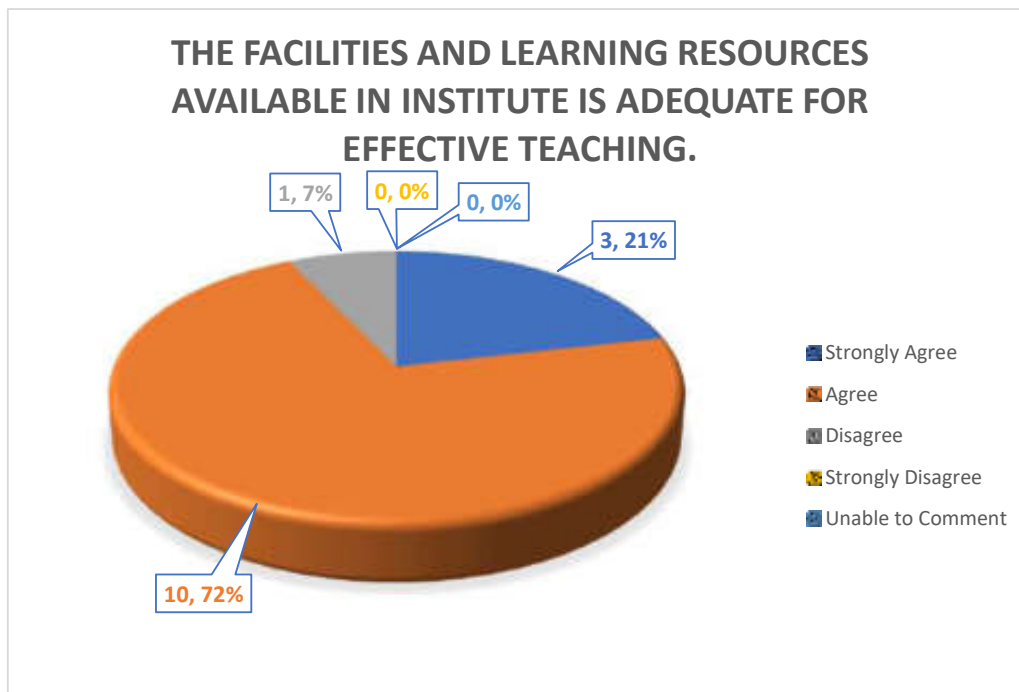
1. The design of curriculum is appropriate to cover all relevant topics for the assigned subject.

S.No.	View	Frequency	Percent	Angle
1	Strongly Agree	9	64	230.4
2	Agree	5	36	129.6
3	Disagree	0	0	0
4	Strongly Disagree	0	0	0
5	Unable to Comment	0	0	0
	Total	14	100	360



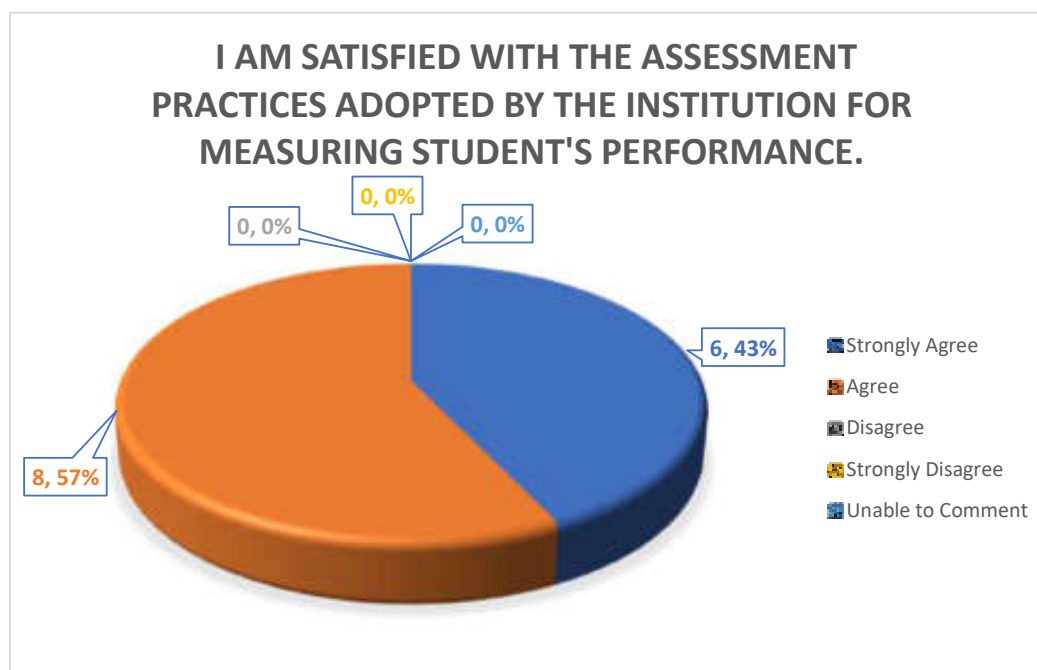
2. The facilities and learning resources available in institute is adequate for effective teaching.

S.No.	View	Frequency	Percent	Angle
1	Strongly Agree	3	21.43	77.148
2	Agree	10	71.43	257.148
3	Disagree	1	7.14	25.704
4	Strongly Disagree	0	0	0
5	Unable to Comment	0	0	0
	Total	14	100	360



3. I am satisfied with the assessment practices adopted by the institution for measuring student's performance.

S.No.	View	Frequency	Percent	Angle
1	Strongly Agree	6	43	154.8
2	Agree	8	57	205.2
3	Disagree	0	0	0
4	Strongly Disagree	0	0	0
5	Unable to Comment	0	0	0
	Total	14	100	360



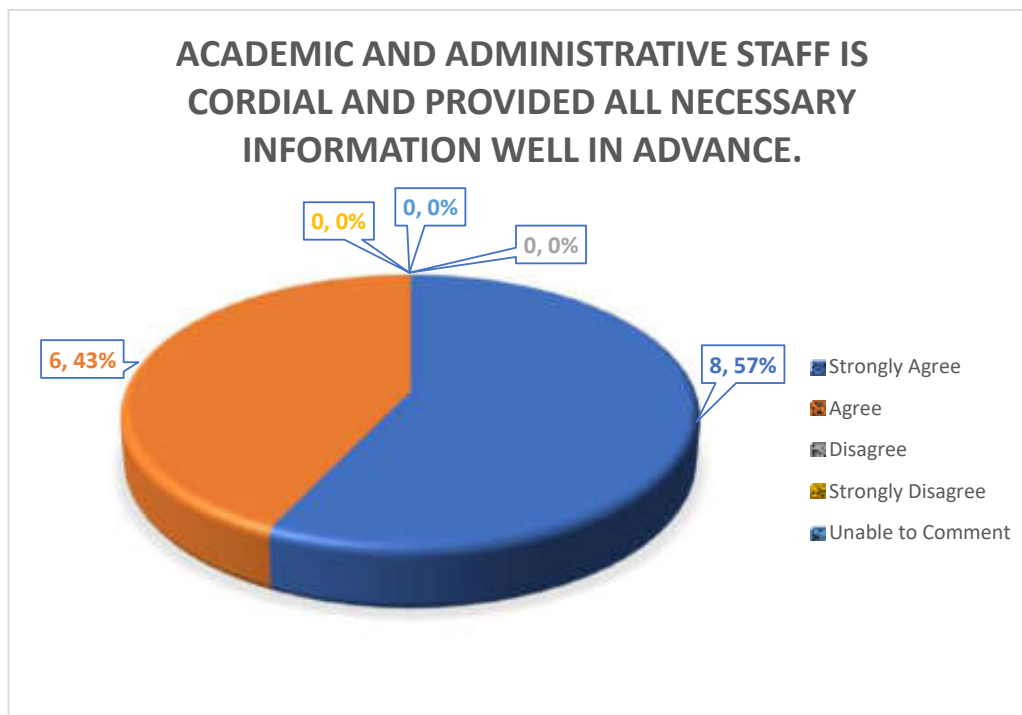
4. The institute provides enough opportunities for personal and professional growth.

S.No.	View	Frequency	Percent	Angle
1	Strongly Agree	3	21	75.6
2	Agree	9	64	230.4
3	Disagree	2	14	50.4
4	Strongly Disagree	0	0	0
5	Unable to Comment	0	0	0
	Total	14	99	356.4



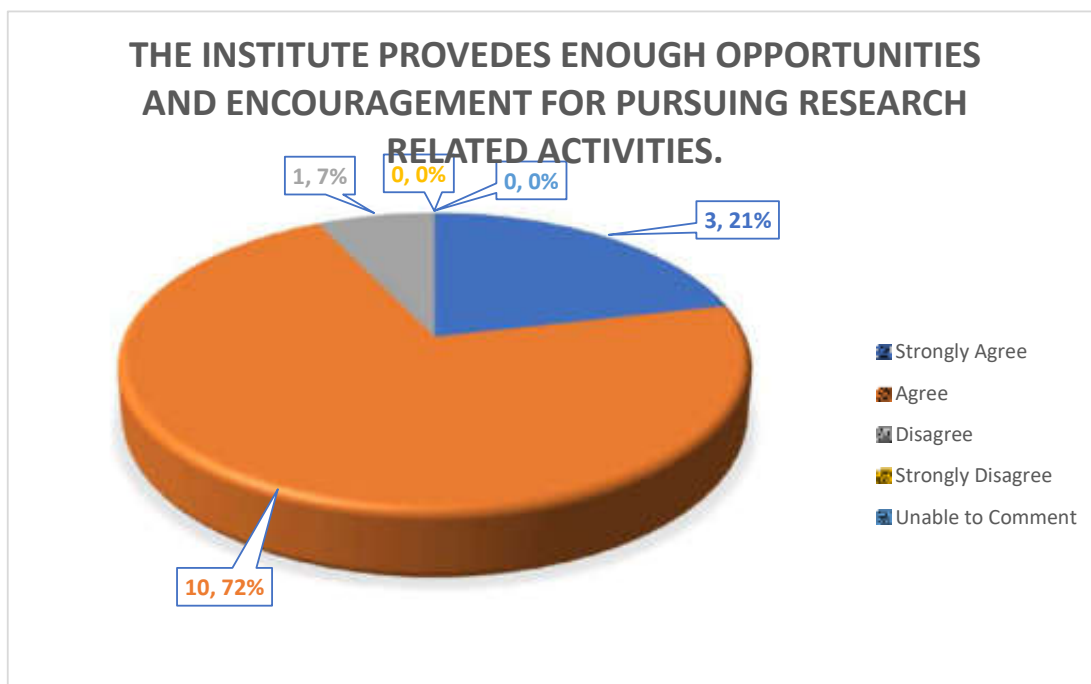
5. Academic and administrative staff is cordial and provided all necessary information well in advance.

S.No.	View	Frequency	Percent	Angle
1	Strongly Agree	8	57	205.2
2	Agree	6	43	154.8
3	Disagree	0	0	0
4	Strongly Disagree	0	0	0
5	Unable to Comment	0	0	0
	Total	14	100	360



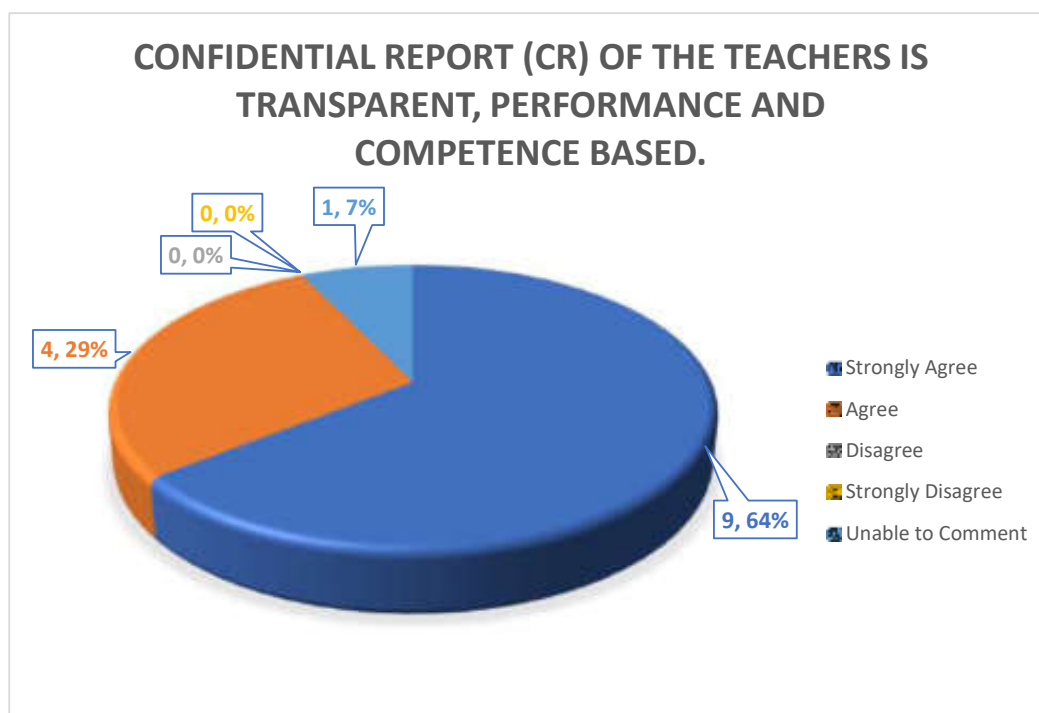
6. The institute provides enough opportunities and encouragement for pursuing research related activities.

S.No.	View	Frequency	Percent	Angle
1	Strongly Agree	3	21.4	77.04
2	Agree	10	71.4	257.04
3	Disagree	1	7.1	25.56
4	Strongly Disagree	0	0	0
5	Unable to Comment	0	0	0
	Total	14	99.9	359.64



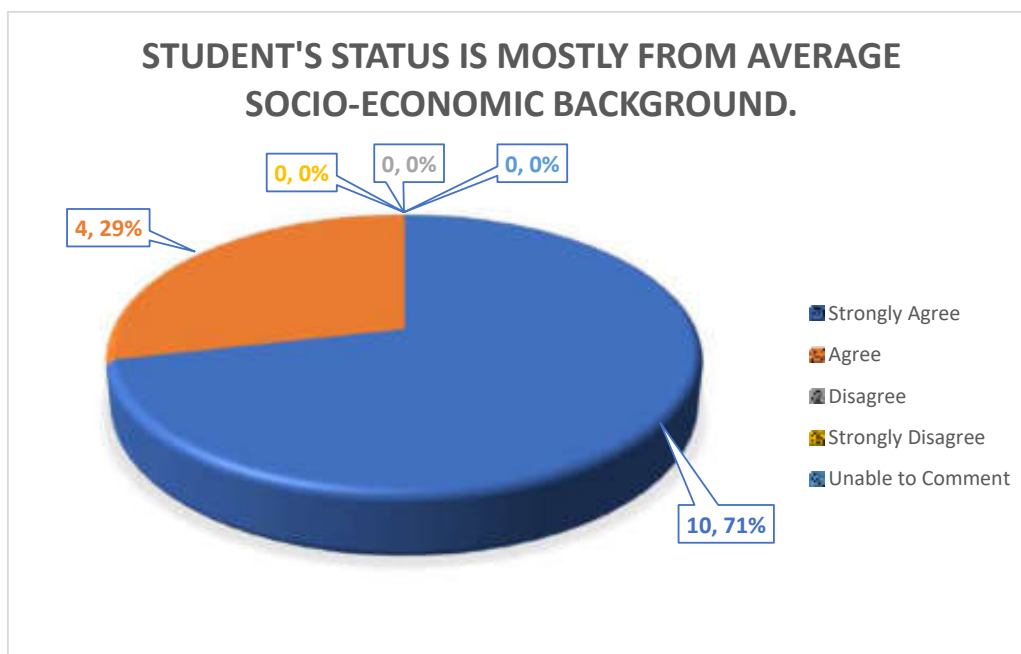
7. Confidential report (CR) of the teachers is transparent, performance and competence based.

S.No.	View	Frequency	Percent	Angle
1	Strongly Agree	9	64.3	231.48
2	Agree	4	28.6	102.96
3	Disagree	0	0	0
4	Strongly Disagree	0	0	0
5	Unable to Comment	1	7.1	25.56
	Total	14	100	360



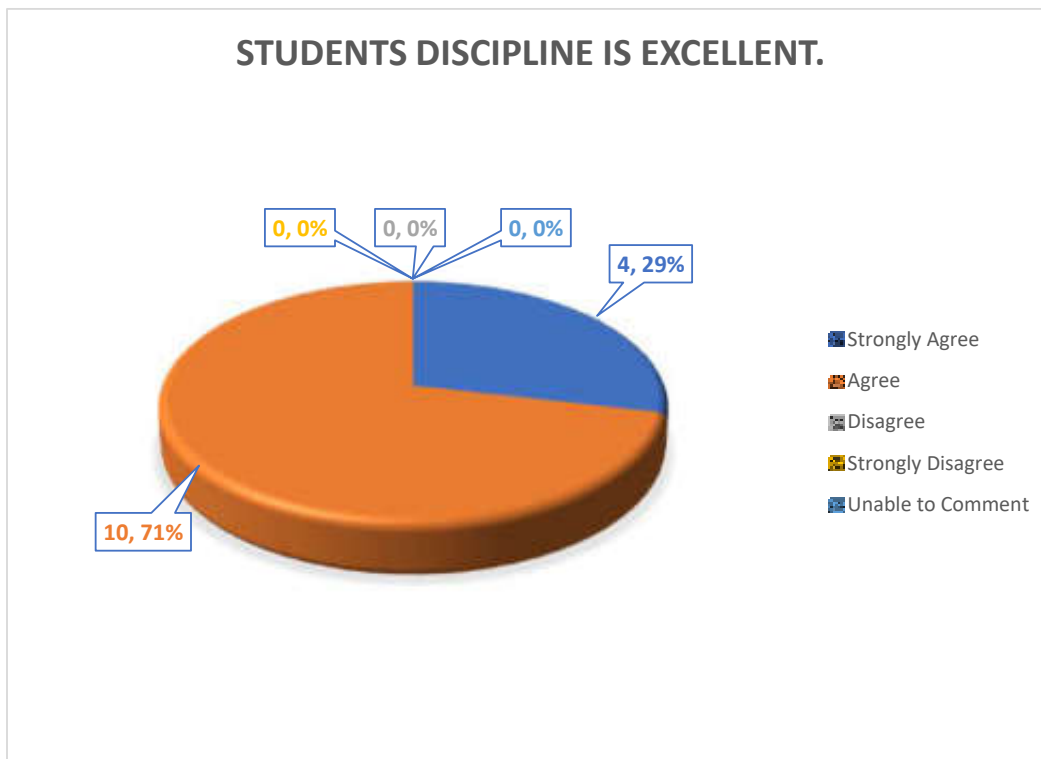
8. Student's Status is mostly from average socio-economic background.

S.No.	View	Frequency	Percent	Angle
1	Strongly Agree	10	71.4	257.04
2	Agree	4	28.6	102.96
3	Disagree	0	0	0
4	Strongly Disagree	0	0	0
5	Unable to Comment	0	0	0
	Total	14	100	360



9. Students discipline is excellent.

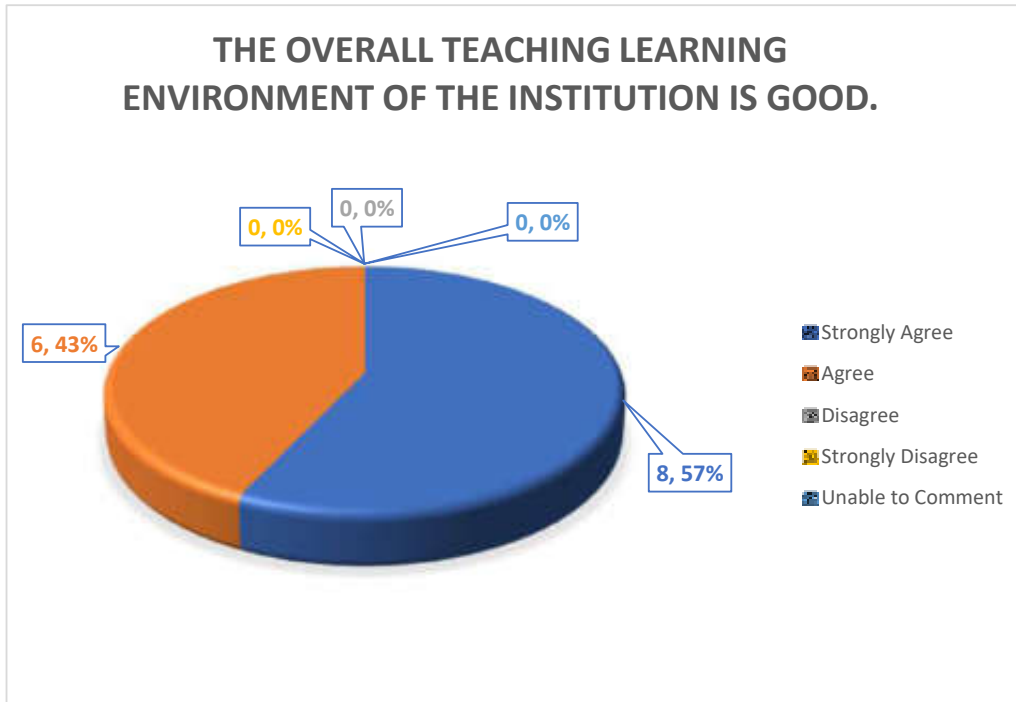
S.No.	View	Frequency	Percent	Angle
1	Strongly Agree	4	28.6	102.96
2	Agree	10	71.4	257.04
3	Disagree	0	0	0
4	Strongly Disagree	0	0	0
5	Unable to Comment	0	0	0
	Total	14	100	360



10. The overall teaching learning environment of the institution is good.

S.No.	View	Frequency	Percent	Angle
1	Strongly Agree	8	57.1	205.56
2	Agree	6	42.9	154.44

3	Disagree	0	0	0
4	Strongly Disagree	0	0	0
5	Unable to Comment	0	0	0
	Total	14	100	360



Conclusion :

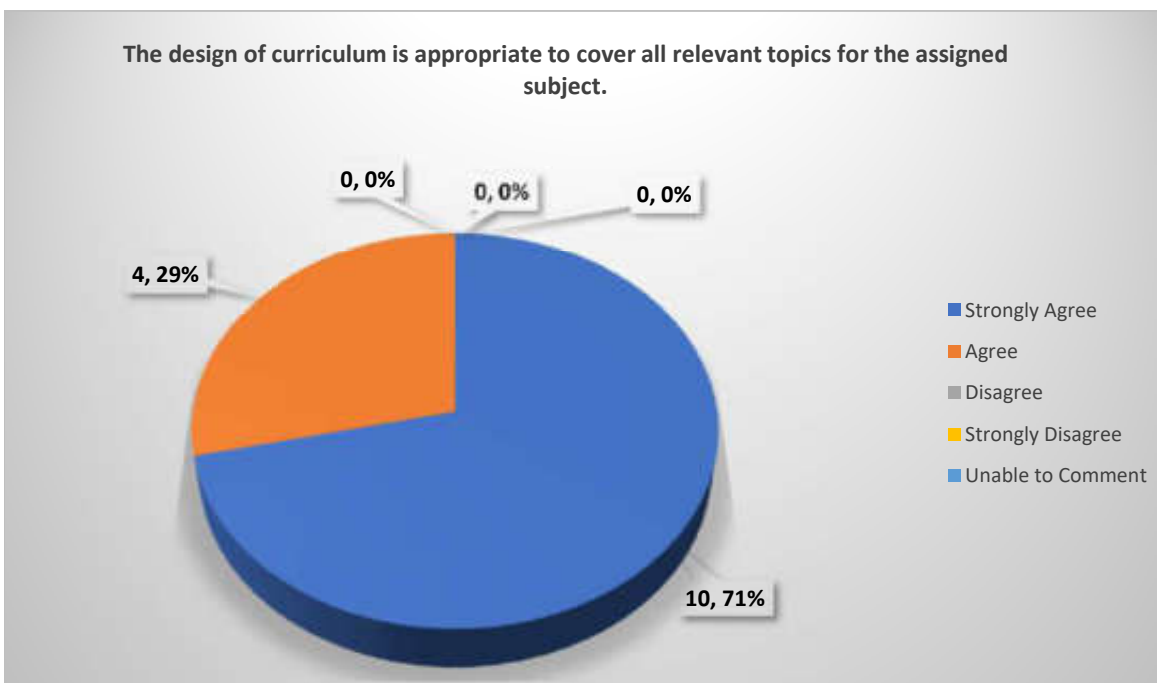
At the Analysis of the teacher's feed back it is obvious that teachers mostly agree with the point mentioned for their inputs. There are few points which need further improvement for which new steps are to be taken.

K.M.T. Govt. Girls College, Raigarh (C.G.)

Teachers Feedback Reprot
Year 2017-18

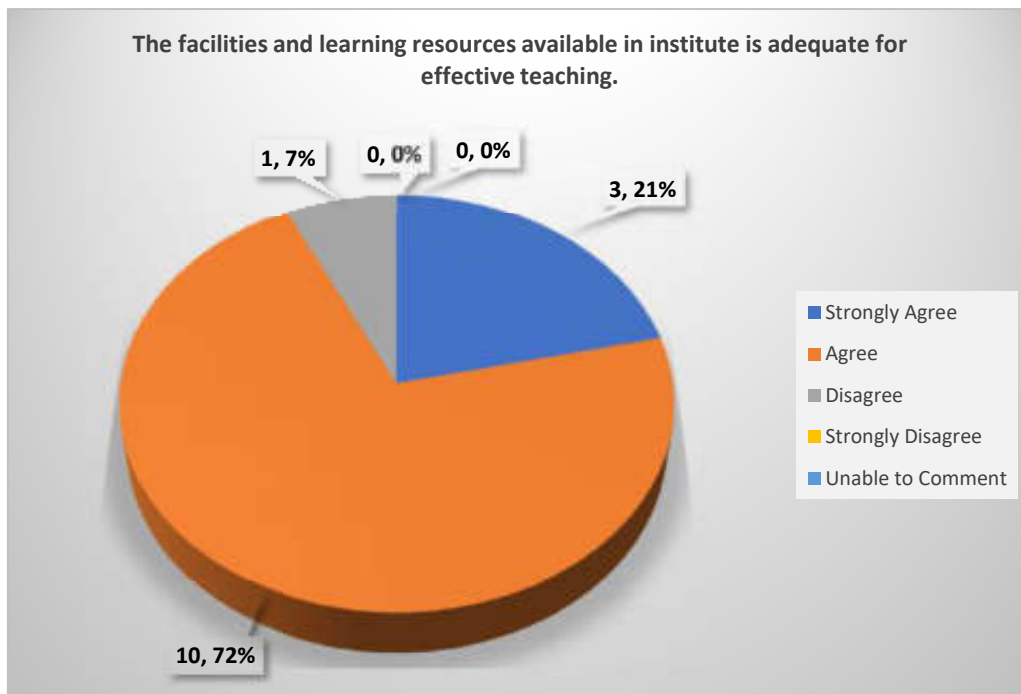
1. The design of curriculum is appropriate to cover all relevant topics for the assigned subject.

S.No.	View	Frequency	Percent	Angle
1	Strongly Agree	10	71	255.6
2	Agree	4	29	104.4
3	Disagree	0	0	0
4	Strongly Disagree	0	0	0
5	Unable to Comment	0	0	0
	Total	14	100	360



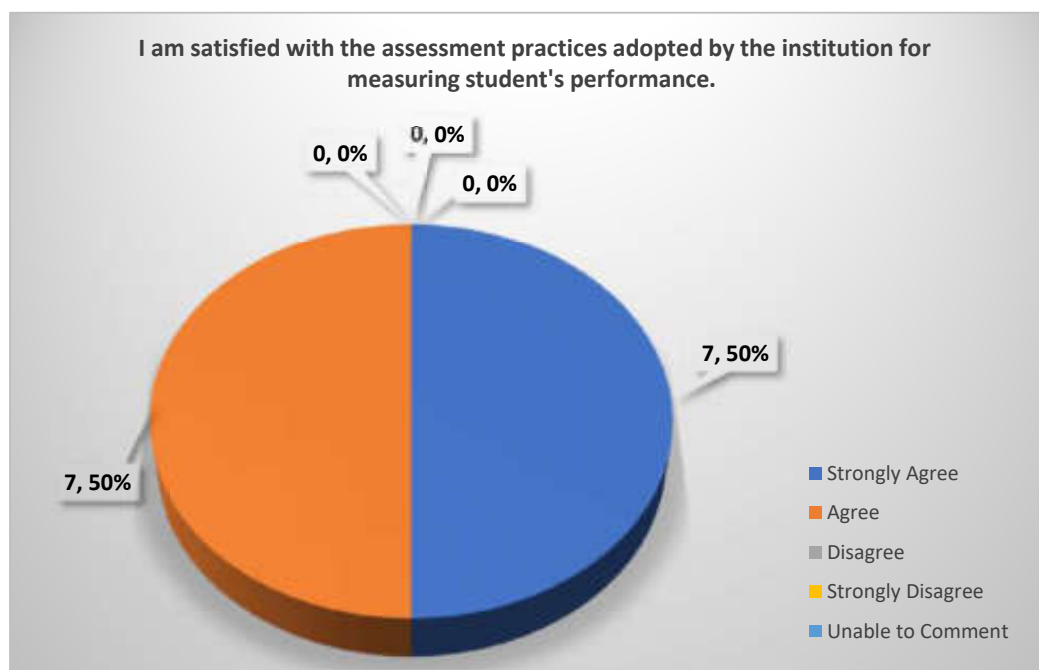
2. The facilities and learning resources available in institute is adequate for effective teaching.

S.No.	View	Frequency	Percent	Angle
1	Strongly Agree	3	21.43	77.148
2	Agree	10	71.43	257.148
3	Disagree	1	7.14	25.704
4	Strongly Disagree	0	0	0
5	Unable to Comment	0	0	0
	Total	14	100	360



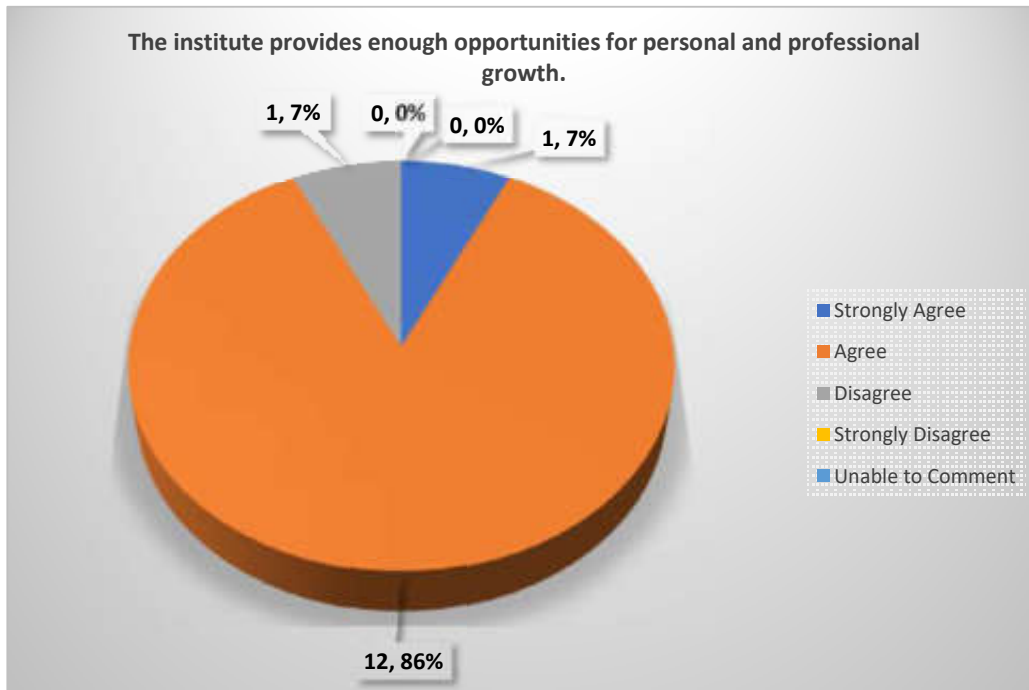
3. I am satisfied with the assessment practices adopted by the institution for measuring student's performance.

S.No.	View	Frequency	Percent	Angle
1	Strongly Agree	7	50	180
2	Agree	7	50	180
3	Disagree	0	0	0
4	Strongly Disagree	0	0	0
5	Unable to Comment	0	0	0
	Total	14	100	360



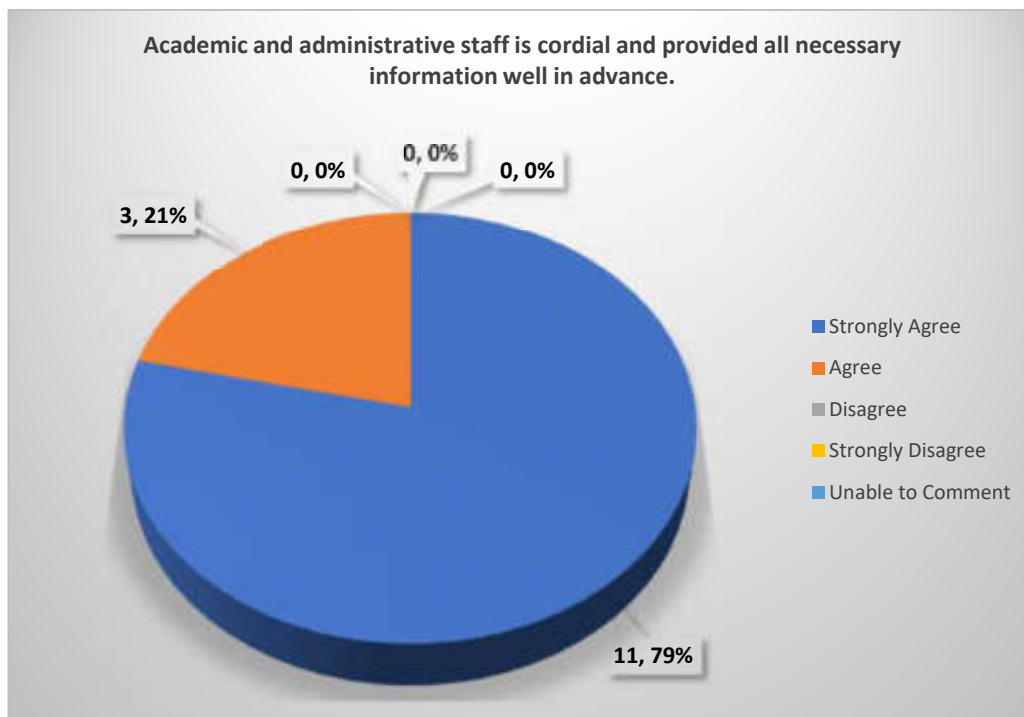
4. The institute provides enough opportunities for personal and professional growth.

S.No.	View	Frequency	Percent	Angle
1	Strongly Agree	1	7	25.2
2	Agree	12	86	309.6
3	Disagree	1	7	25.2
4	Strongly Disagree	0	0	0
5	Unable to Comment	0	0	0
	Total	14	100	360



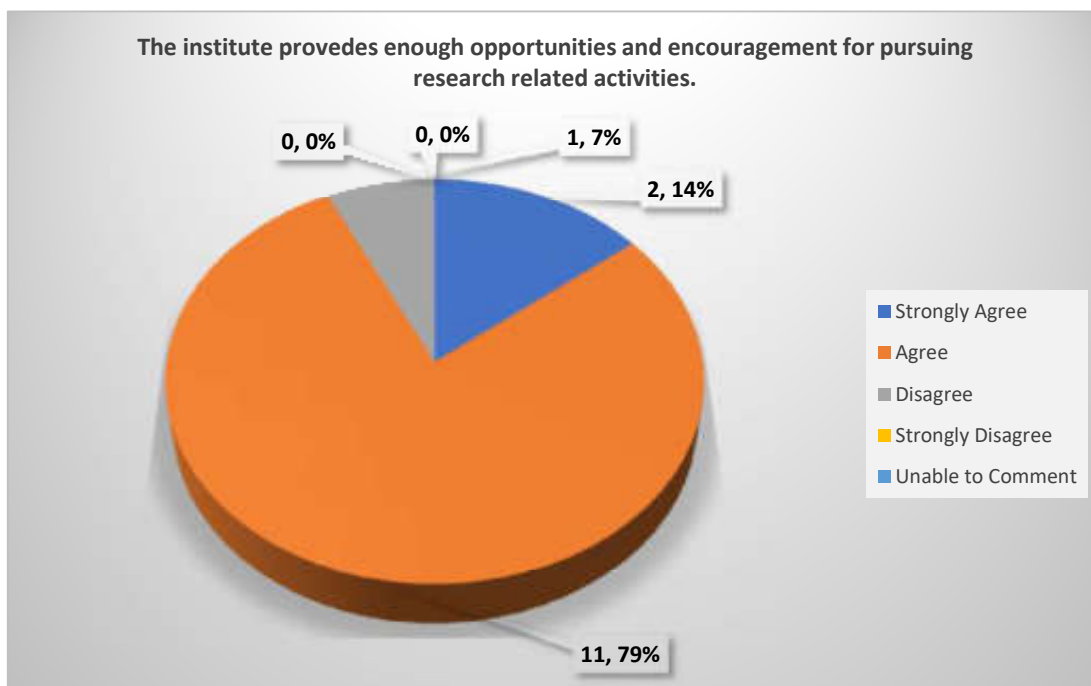
5. Academic and administrative staff is cordial and provided all necessary information well in advance.

S.No.	View	Frequency	Percent	Angle
1	Strongly Agree	11	79	284.4
2	Agree	3	21	75.6
3	Disagree	0	0	0
4	Strongly Disagree	0	0	0
5	Unable to Comment	0	0	0
	Total	14	100	360



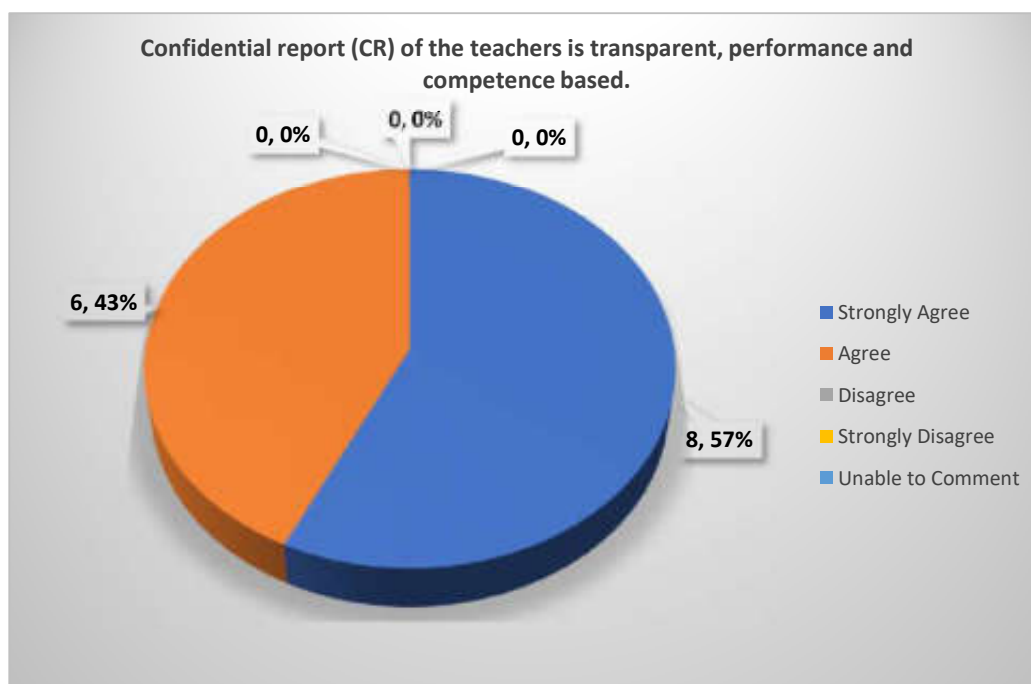
6. The institute provides enough opportunities and encouragement for pursuing research related activities.

S.No.	View	Frequency	Percent	Angle
1	Strongly Agree	2	14.3	51.48
2	Agree	11	78.6	282.96
3	Disagree	1	7.1	25.56
4	Strongly Disagree	0	0	0
5	Unable to Comment	0	0	0
	Total	14	100	360



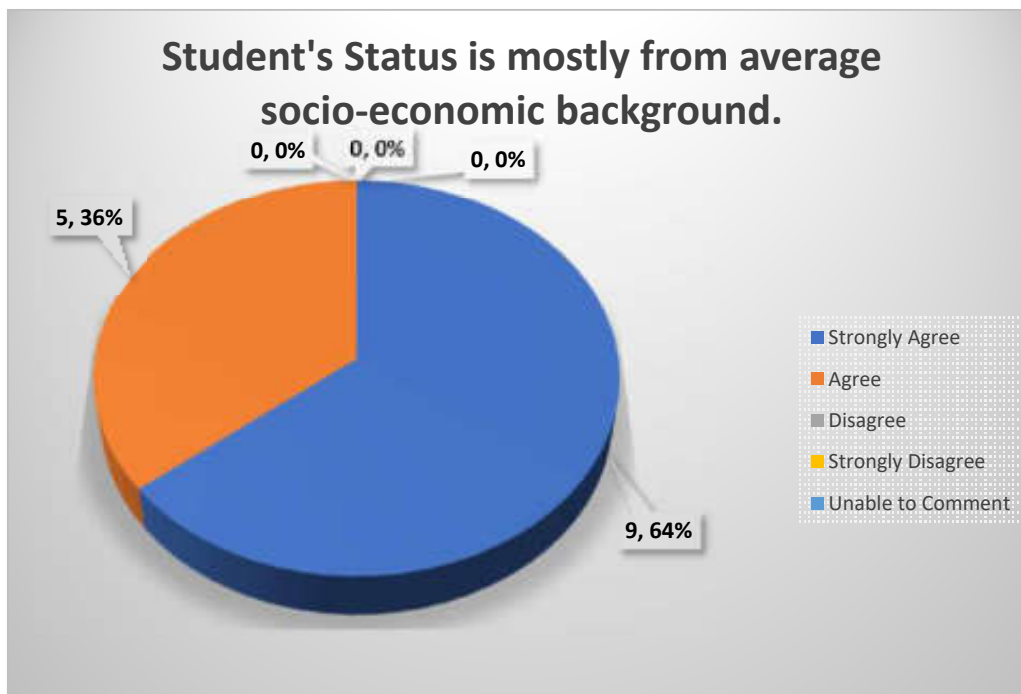
7. Confidential report (CR) of the teachers is transparent, performance and competence based.

S.No.	View	Frequency	Percent	Angle
1	Strongly Agree	8	57.1	205.56
2	Agree	6	42.9	154.44
3	Disagree	0	0	0
4	Strongly Disagree	0	0	0
5	Unable to Comment	0	0	0
	Total	14	100	360



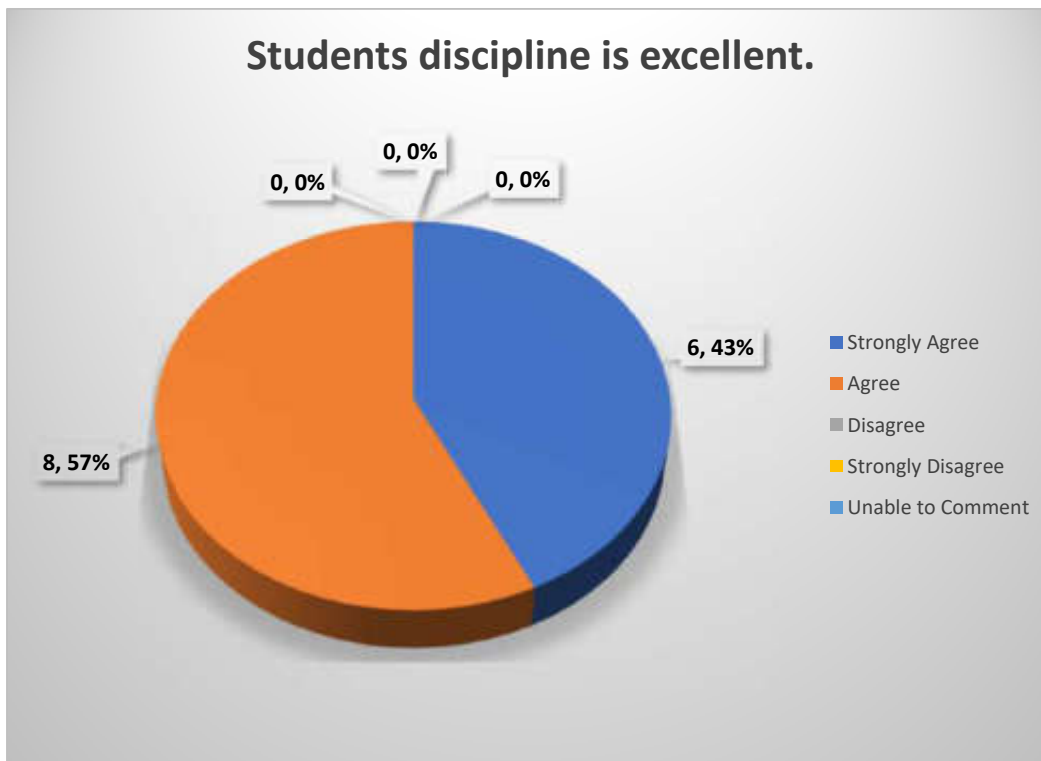
8. Student's Status is mostly from average socio-economic background.

S.No.	View	Frequency	Percent	Angle
1	Strongly Agree	9	64.3	231.48
2	Agree	5	35.7	128.52
3	Disagree	0	0	0
4	Strongly Disagree	0	0	0
5	Unable to Comment	0	0	0
	Total	14	100	360



9. Students discipline is excellent.

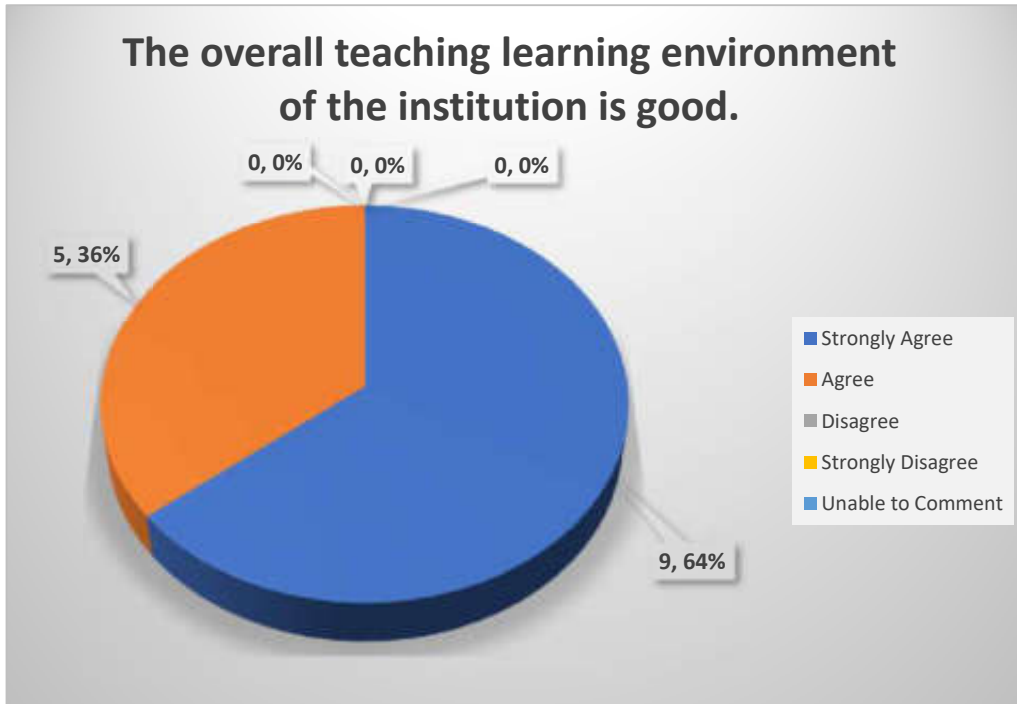
S.No.	View	Frequency	Percent	Angle
1	Strongly Agree	6	42.9	154.44
2	Agree	8	57.1	205.56
3	Disagree	0	0	0
4	Strongly Disagree	0	0	0
5	Unable to Comment	0	0	0
	Total	14	100	360



10. The overall teaching learning environment of the institution is good.

S.No.	View	Frequency	Percent	Angle
1	Strongly Agree	9	64.3	231.48
2	Agree	5	35.7	128.52

3	Disagree	0	0	0
4	Strongly Disagree	0	0	0
5	Unable to Comment	0	0	0
	Total	14	100	360



Conclusion :

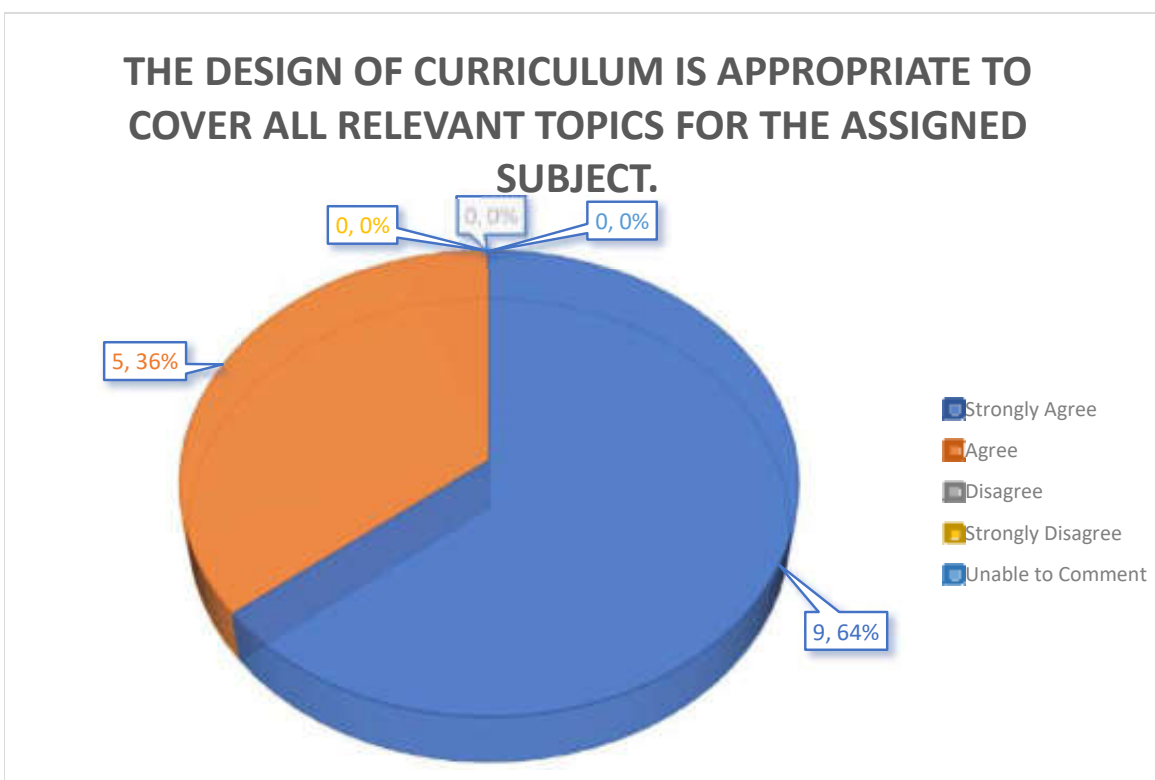
At the Analysis of the teacher's feed back it is obvious that teachers mostly agree with the point mentioned for their inputs. There are few points which need further improvement for which new steps are to be taken.

K.M.T. Govt. Girls College, Raigarh (C.G.)

Teachers Feedback Reprot
Year 2020-21

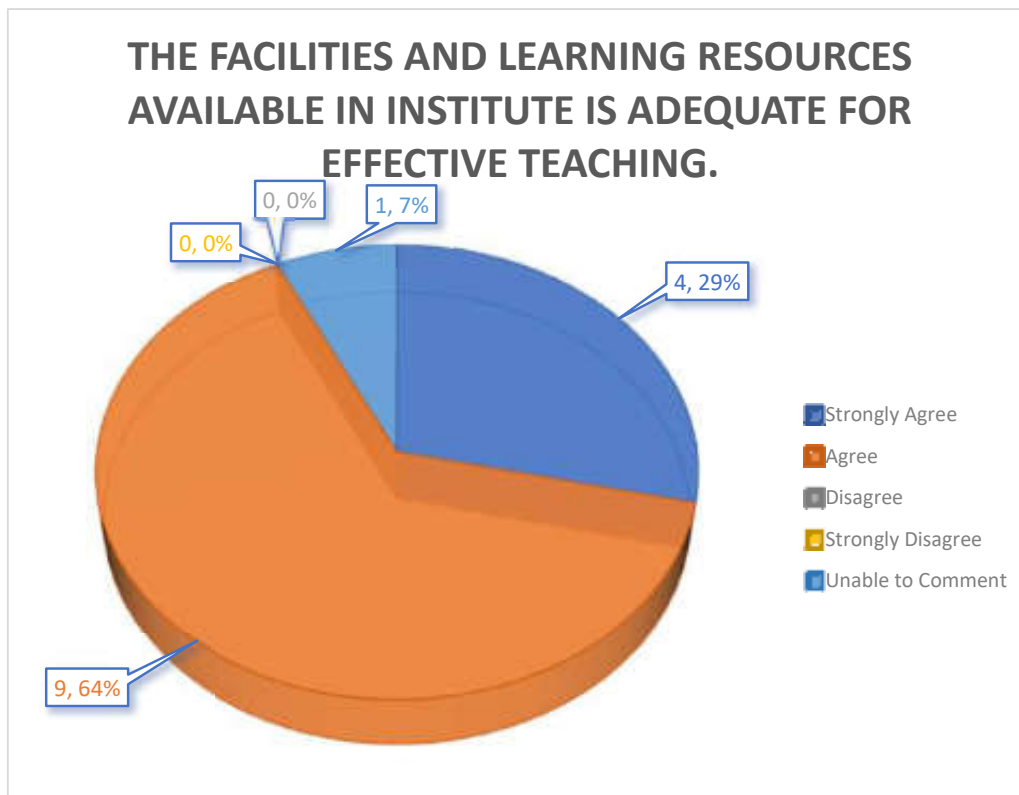
1. The design of curriculum is appropriate to cover all relevant topics for the assigned subject.

S.No.	View	Frequency	Percent	Angle
1	Strongly Agree	9	64	230.4
2	Agree	5	36	129.6
3	Disagree	0	0	0
4	Strongly Disagree	0	0	0
5	Unable to Comment	0	0	0
	Total	14	100	360



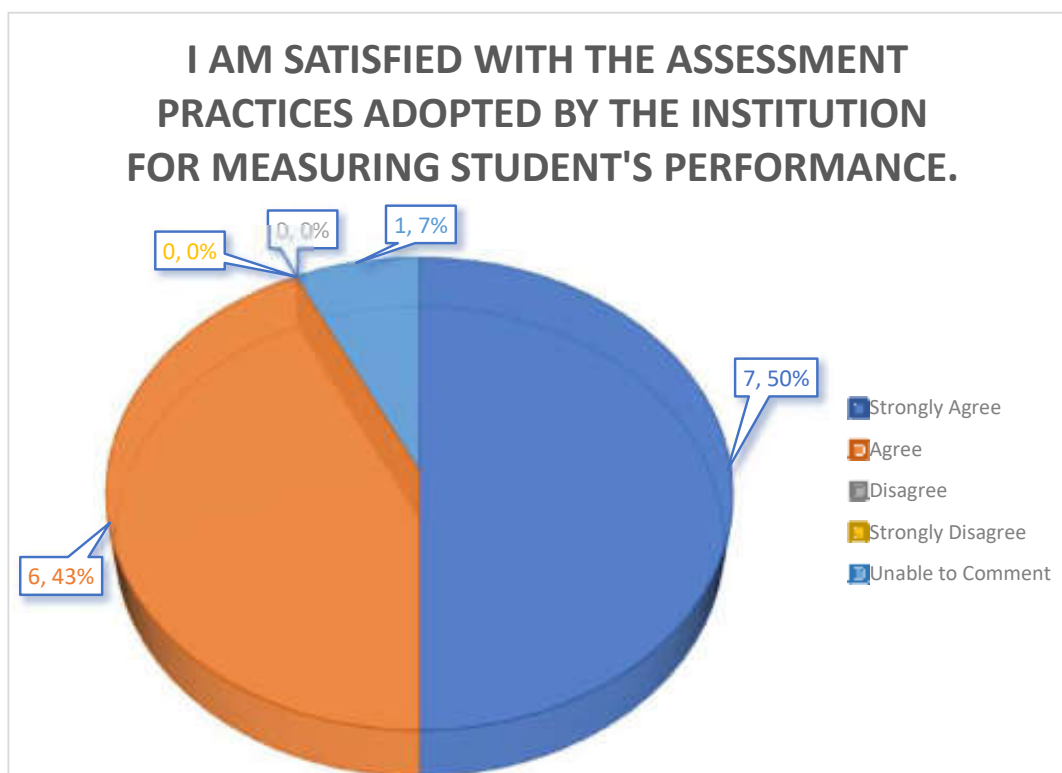
2. The facilities and learning resources available in institute is adequate for effective teaching.

S.No.	View	Frequency	Percent	Angle
1	Strongly Agree	4	28.57	102.852
2	Agree	9	64.29	231.444
3	Disagree	0	0	0
4	Strongly Disagree	0	0	0
5	Unable to Comment	1	7.14	25.704
	Total	14	100	360



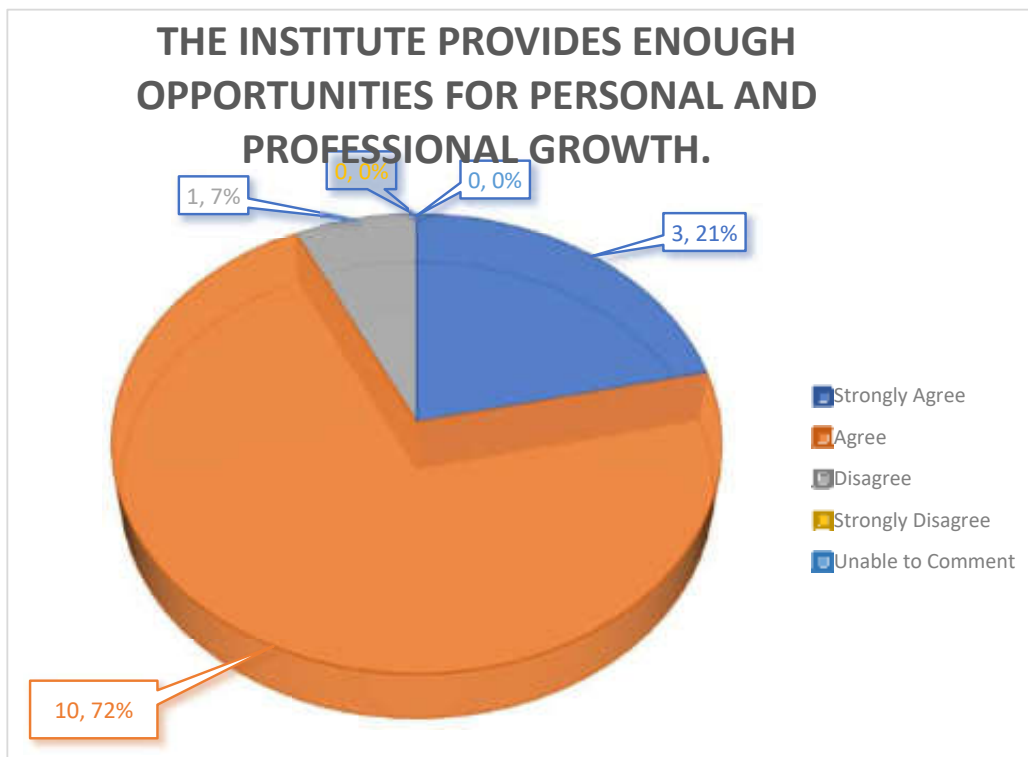
3. I am satisfied with the assessment practices adopted by the institution for measuring student's performance.

S.No.	View	Frequency	Percent	Angle
1	Strongly Agree	7	50	180
2	Agree	6	43	154.8
3	Disagree	0	0	0
4	Strongly Disagree	0	0	0
5	Unable to Comment	1	7	25.2
	Total	14	100	360



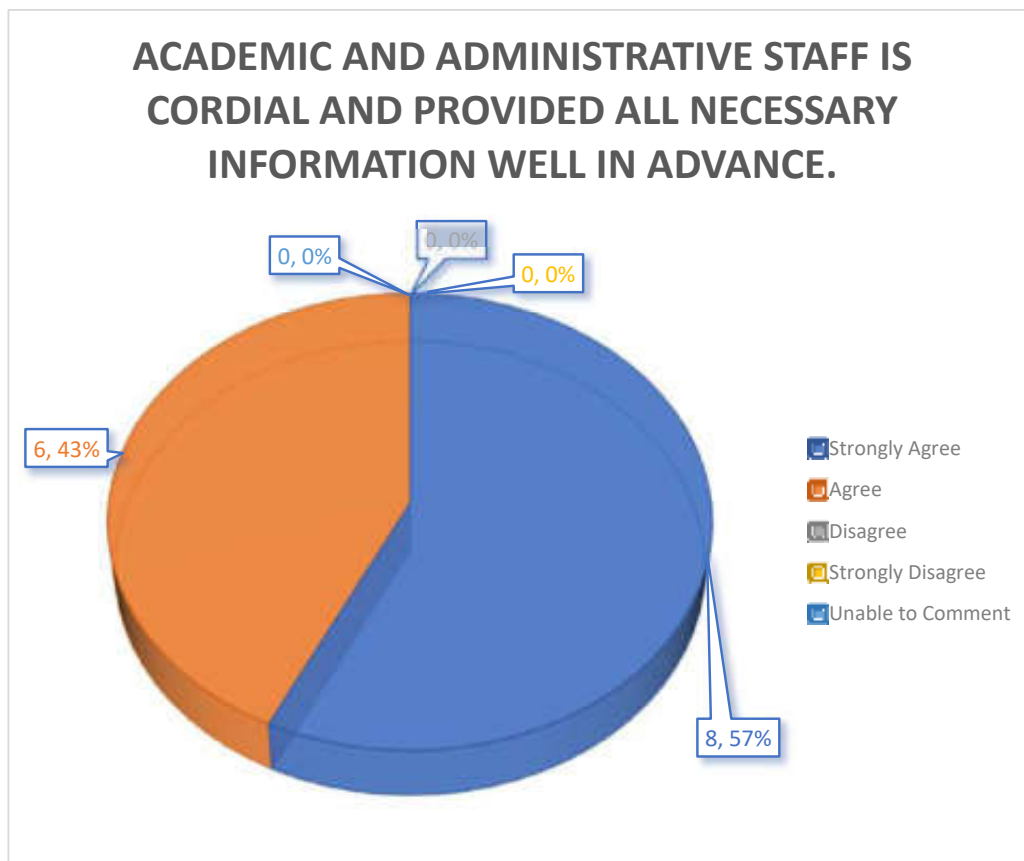
4. The institute provides enough opportunities for personal and professional growth.

S.No.	View	Frequency	Percent	Angle
1	Strongly Agree	3	21.4	77.04
2	Agree	10	71.4	257.04
3	Disagree	1	7.1	25.56
4	Strongly Disagree	0	0	0
5	Unable to Comment	0	0	0
	Total	14	99.9	359.64



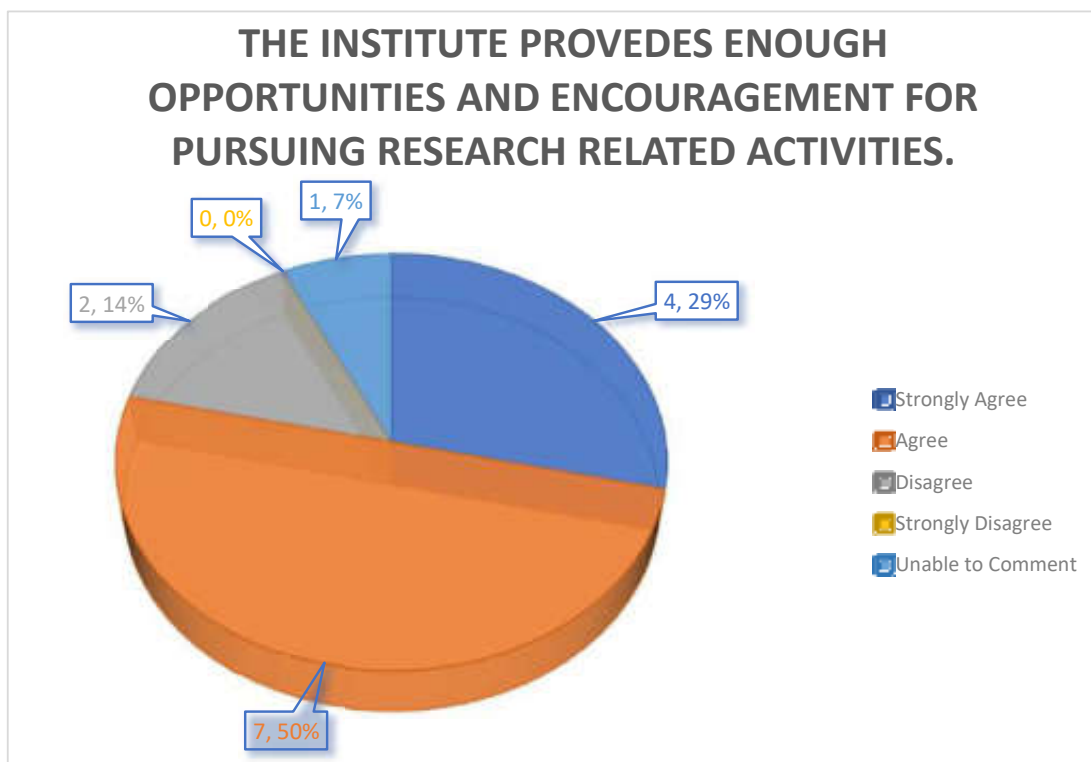
5. Academic and administrative staff is cordial and provided all necessary information well in advance.

S.No.	View	Frequency	Percent	Angle
1	Strongly Agree	8	57	205.2
2	Agree	6	43	154.8
3	Disagree	0	0	0
4	Strongly Disagree	0	0	0
5	Unable to Comment	0	0	0
	Total	14	100	360



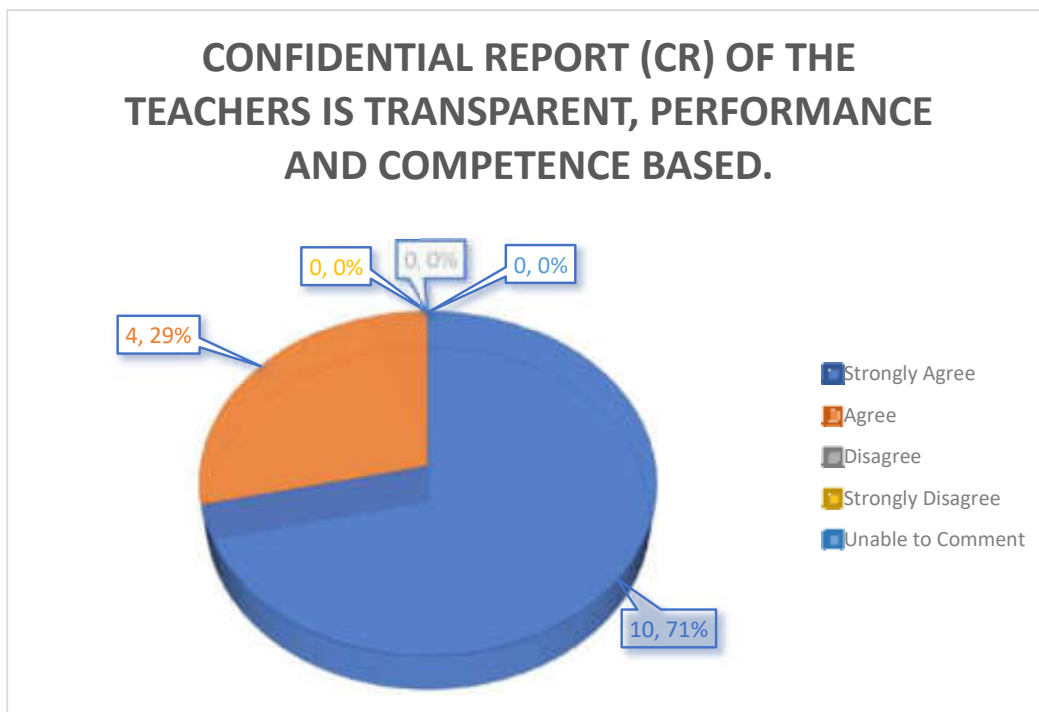
6. The institute provides enough opportunities and encouragement for pursuing research related activities.

S.No.	View	Frequency	Percent	Angle
1	Strongly Agree	4	28.6	102.96
2	Agree	7	50	180
3	Disagree	2	14.3	51.48
4	Strongly Disagree	0	0	0
5	Unable to Comment	1	7.1	25.56
	Total	14	100	360



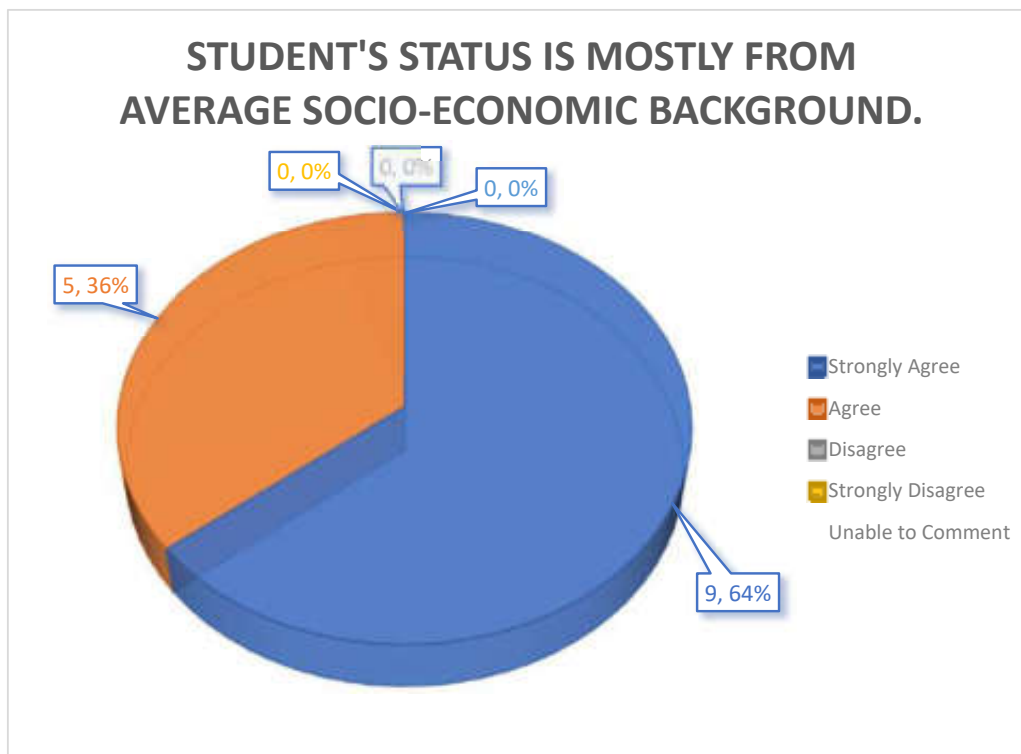
7. Confidential report (CR) of the teachers is transparent, performance and competence based.

S.No.	View	Frequency	Percent	Angle
1	Strongly Agree	10	71.4	257.04
2	Agree	4	28.6	102.96
3	Disagree	0	0	0
4	Strongly Disagree	0	0	0
5	Unable to Comment	0	0	0
	Total	14	100	360



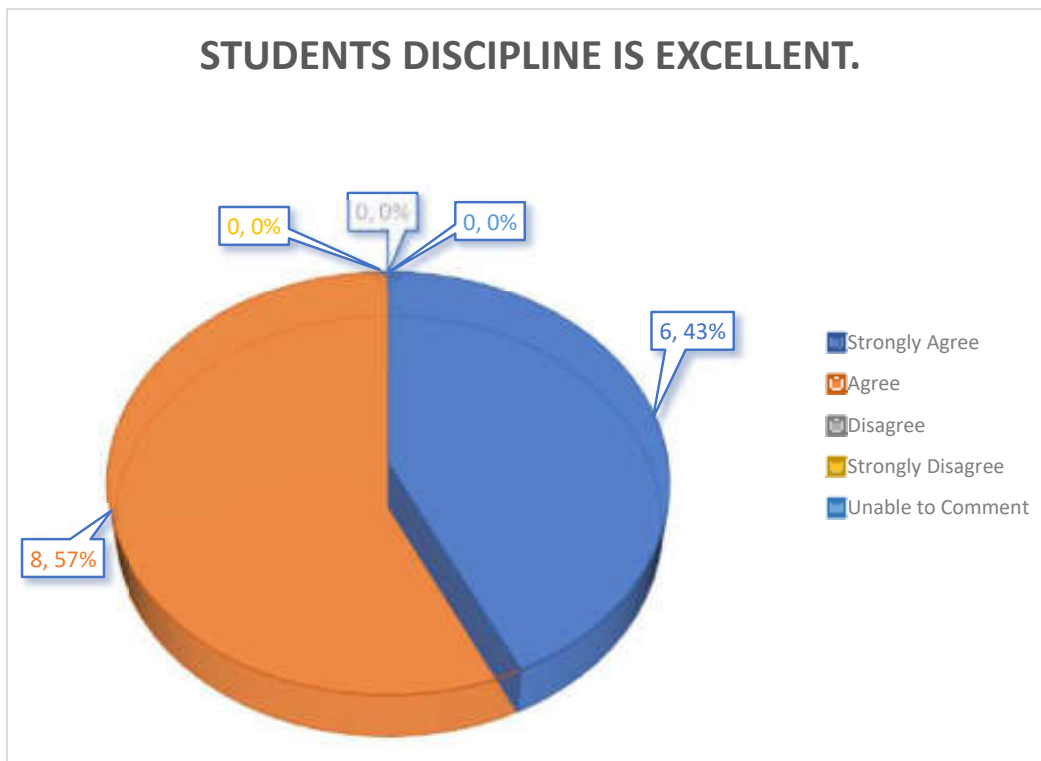
8. Student's Status is mostly from average socio-economic background.

S.No.	View	Frequency	Percent	Angle
1	Strongly Agree	9	64.3	231.48
2	Agree	5	35.7	128.52
3	Disagree	0	0	0
4	Strongly Disagree	0	0	0
5	Unable to Comment	0	0	0
	Total	14	100	360



9. Students discipline is excellent.

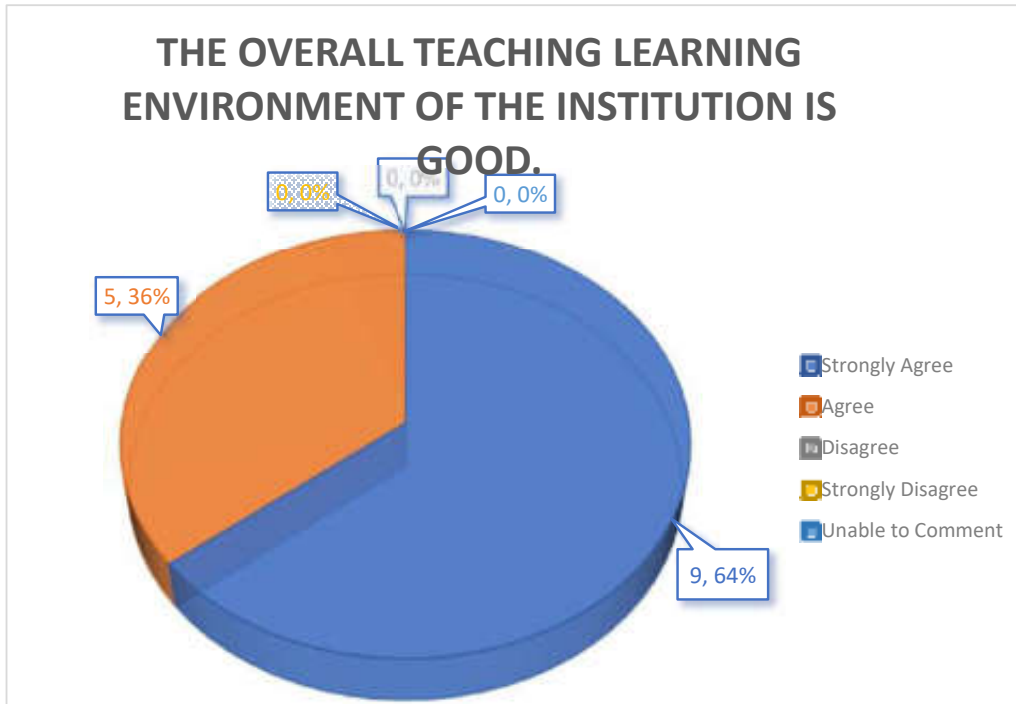
S.No.	View	Frequency	Percent	Angle
1	Strongly Agree	6	42.9	154.44
2	Agree	8	57.1	205.56
3	Disagree	0	0	0
4	Strongly Disagree	0	0	0
5	Unable to Comment	0	0	0
	Total	14	100	360



10. The overall teaching learning environment of the institution is good.

S.No.	View	Frequency	Percent	Angle
1	Strongly Agree	9	64.3	231.48
2	Agree	5	35.7	128.52

3	Disagree	0	0	0
4	Strongly Disagree	0	0	0
5	Unable to Comment	0	0	0
	Total	14	100	360



Conclusion :

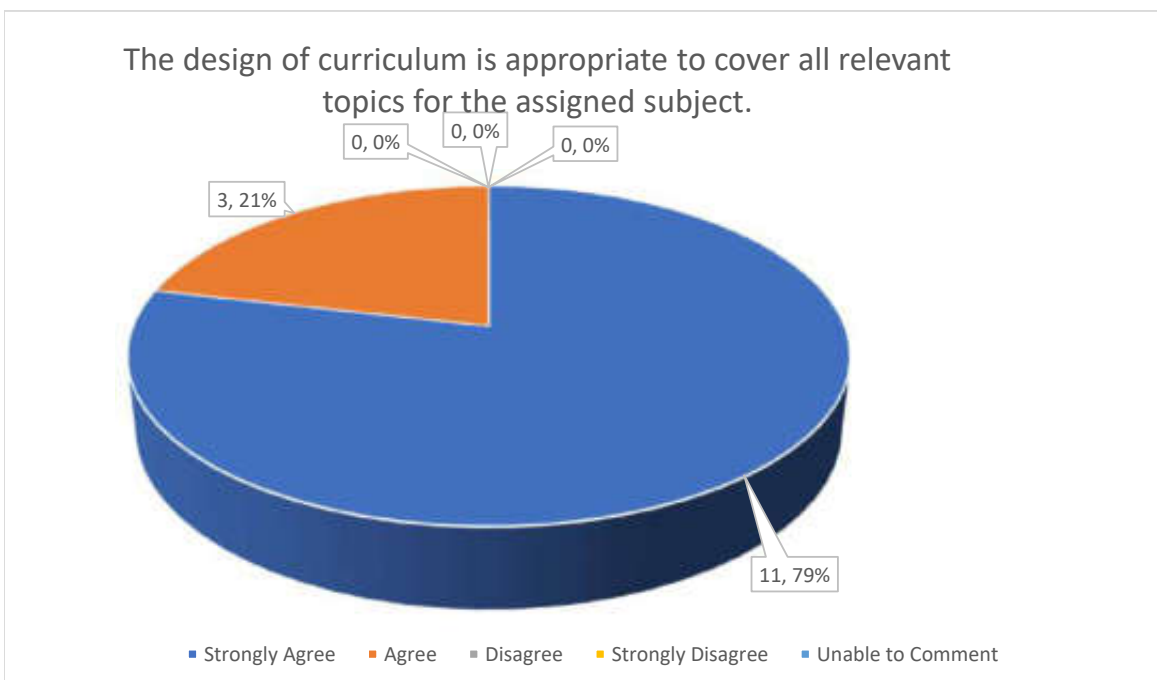
At the Analysis of the teacher's feed back it is obvious that teachers mostly agree with the point mentioned for their inputs. There are few points which need further improvement for which new steps are to be taken.

K.M.T. Govt. Girls College, Raigarh (C.G.)

Teachers Feedback Reprot
Year 2019-20

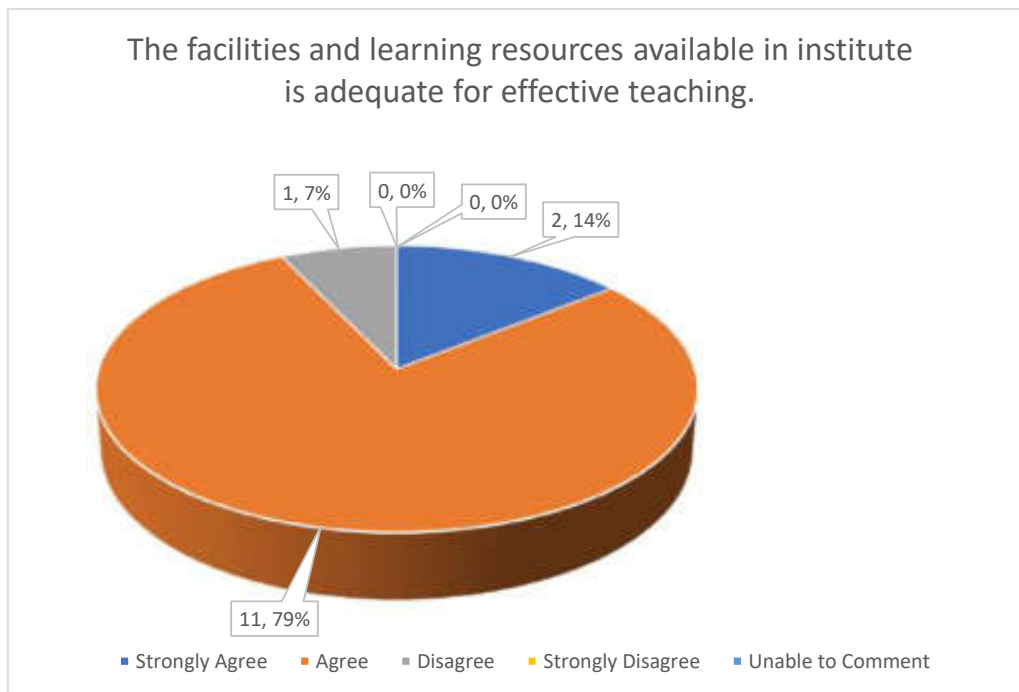
1. The design of curriculum is appropriate to cover all relevant topics for the assigned subject.

S.No.	View	Frequency	Percent	Angle
1	Strongly Agree	11	79	284.4
2	Agree	3	21	75.6
3	Disagree	0	0	0
4	Strongly Disagree	0	0	0
5	Unable to Comment	0	0	0
	Total	14	100	360



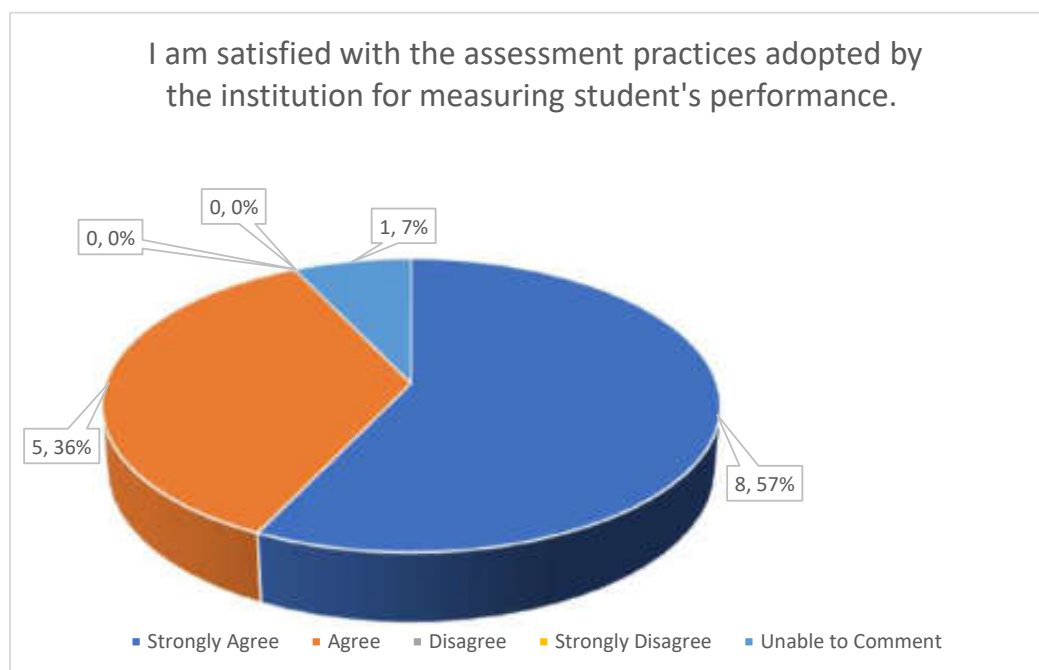
2. The facilities and learning resources available in institute is adequate for effective teaching.

S.No.	View	Frequency	Percent	Angle
1	Strongly Agree	2	14.29	51.444
2	Agree	11	78.57	282.852
3	Disagree	1	7.14	25.704
4	Strongly Disagree	0	0	0
5	Unable to Comment	0	0	0
	Total	14	100	360



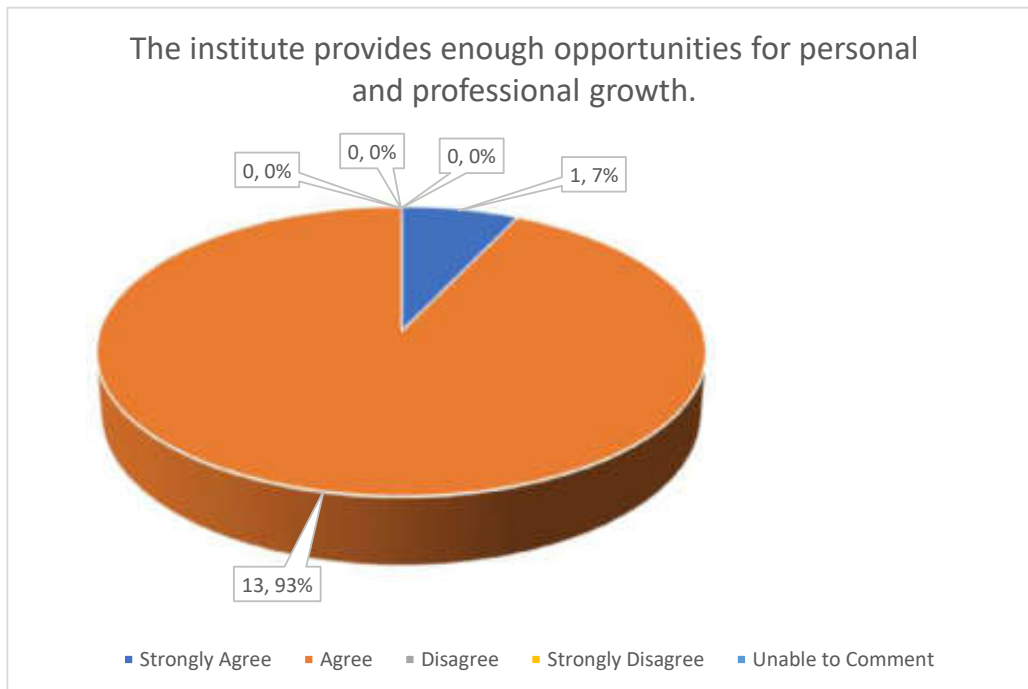
3. I am satisfied with the assessment practices adopted by the institution for measuring student's performance.

S.No.	View	Frequency	Percent	Angle
1	Strongly Agree	8	57	205.2
2	Agree	5	36	129.6
3	Disagree	0	0	0
4	Strongly Disagree	0	0	0
5	Unable to Comment	1	7	25.2
	Total	14	100	360



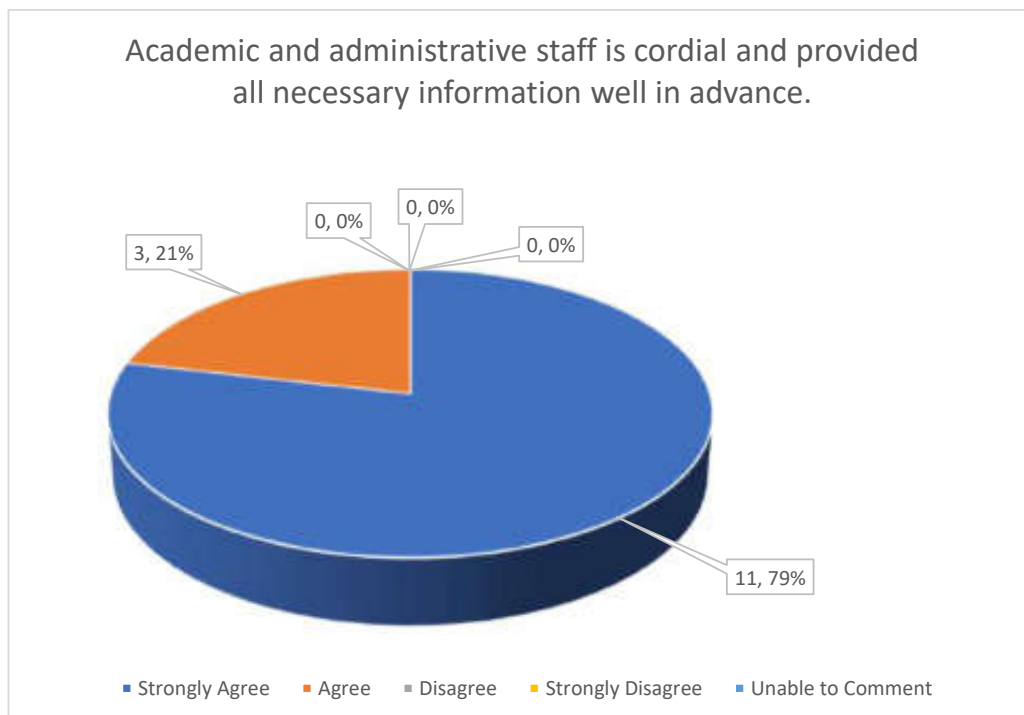
4. The institute provides enough opportunities for personal and professional growth.

S.No.	View	Frequency	Percent	Angle
1	Strongly Agree	1	7	25.2
2	Agree	13	93	334.8
3	Disagree	0	0	0
4	Strongly Disagree	0	0	0
5	Unable to Comment	0	0	0
	Total	14	100	360



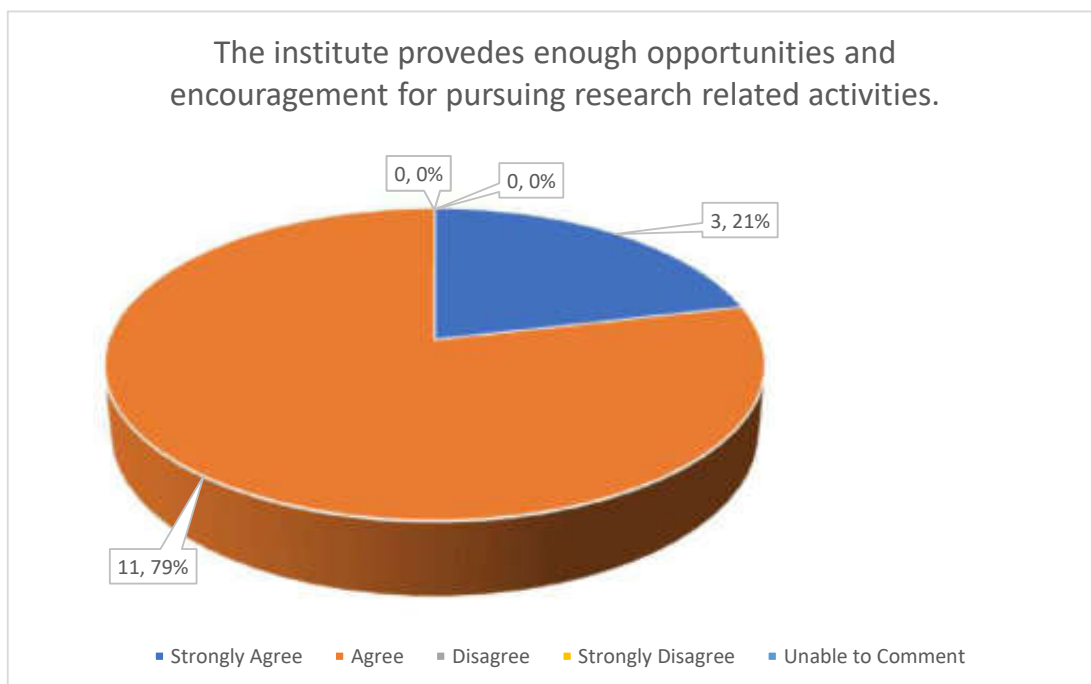
5. Academic and administrative staff is cordial and provided all necessary information well in advance.

S.No.	View	Frequency	Percent	Angle
1	Strongly Agree	11	79	284.4
2	Agree	3	21	75.6
3	Disagree	0	0	0
4	Strongly Disagree	0	0	0
5	Unable to Comment	0	0	0
	Total	14	100	360



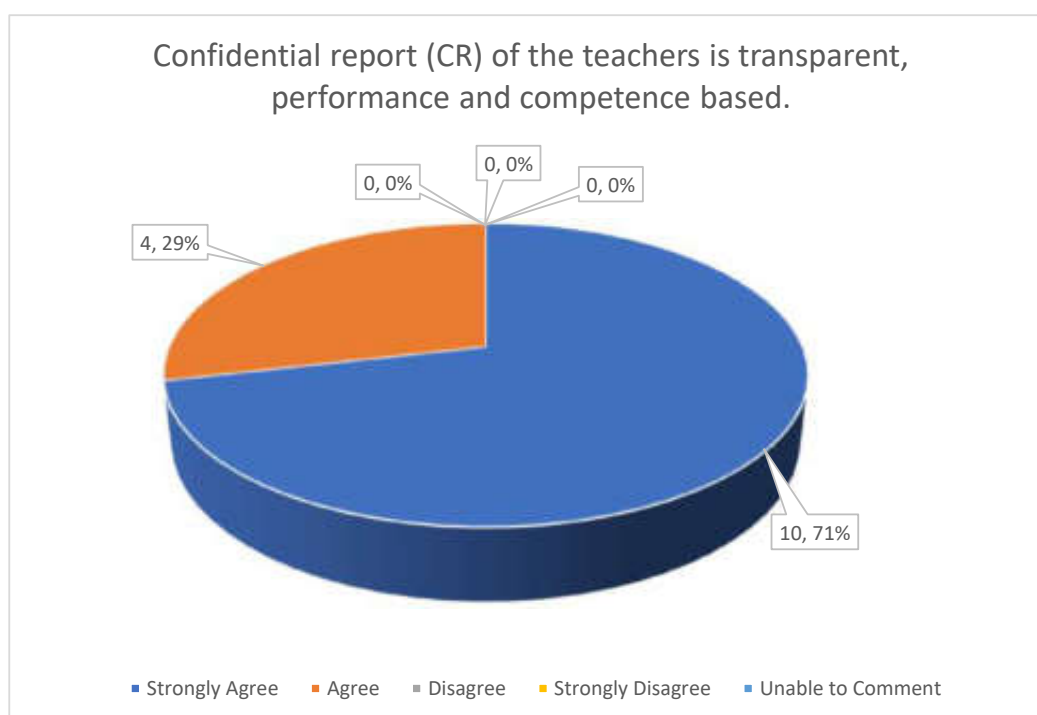
6. The institute provides enough opportunities and encouragement for pursuing research related activities.

S.No.	View	Frequency	Percent	Angle
1	Strongly Agree	3	21.4	77.04
2	Agree	11	78.6	282.96
3	Disagree	0	0	0
4	Strongly Disagree	0	0	0
5	Unable to Comment	0	0	0
	Total	14	100	360



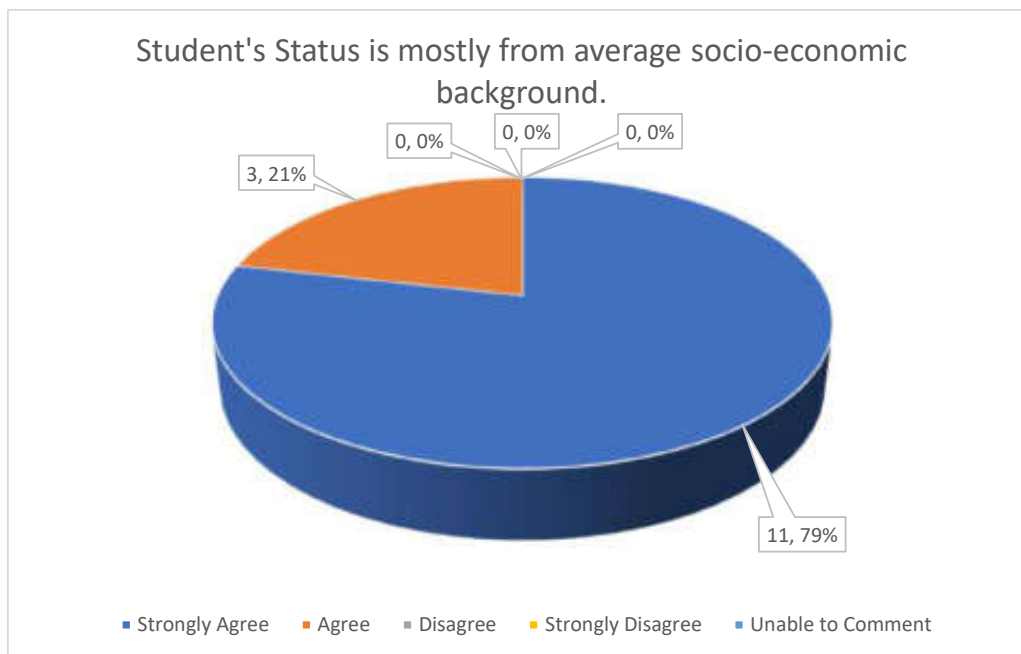
7. Confidential report (CR) of the teachers is transparent, performance and competence based.

S.No.	View	Frequency	Percent	Angle
1	Strongly Agree	10	71.4	257.04
2	Agree	4	28.6	102.96
3	Disagree	0	0	0
4	Strongly Disagree	0	0	0
5	Unable to Comment	0	0	0
	Total	14	100	360



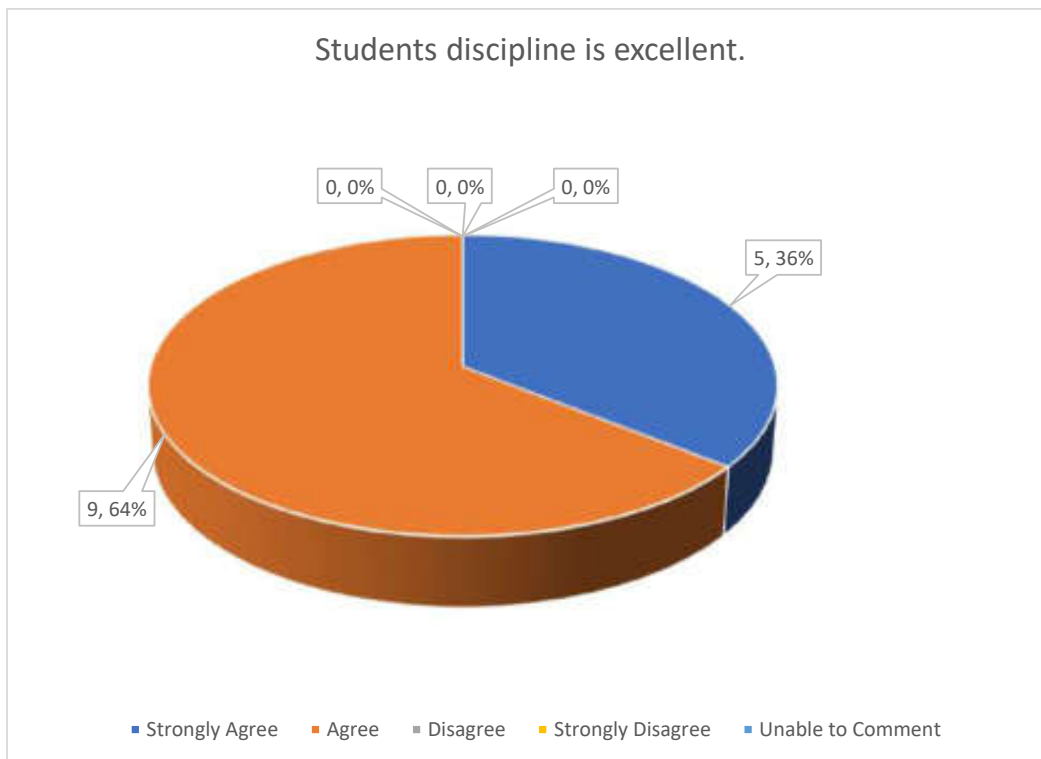
8. Student's Status is mostly from average socio-economic background.

S.No.	View	Frequency	Percent	Angle
1	Strongly Agree	11	78.6	282.96
2	Agree	3	21.4	77.04
3	Disagree	0	0	0
4	Strongly Disagree	0	0	0
5	Unable to Comment	0	0	0
	Total	14	100	360



9. Students discipline is excellent.

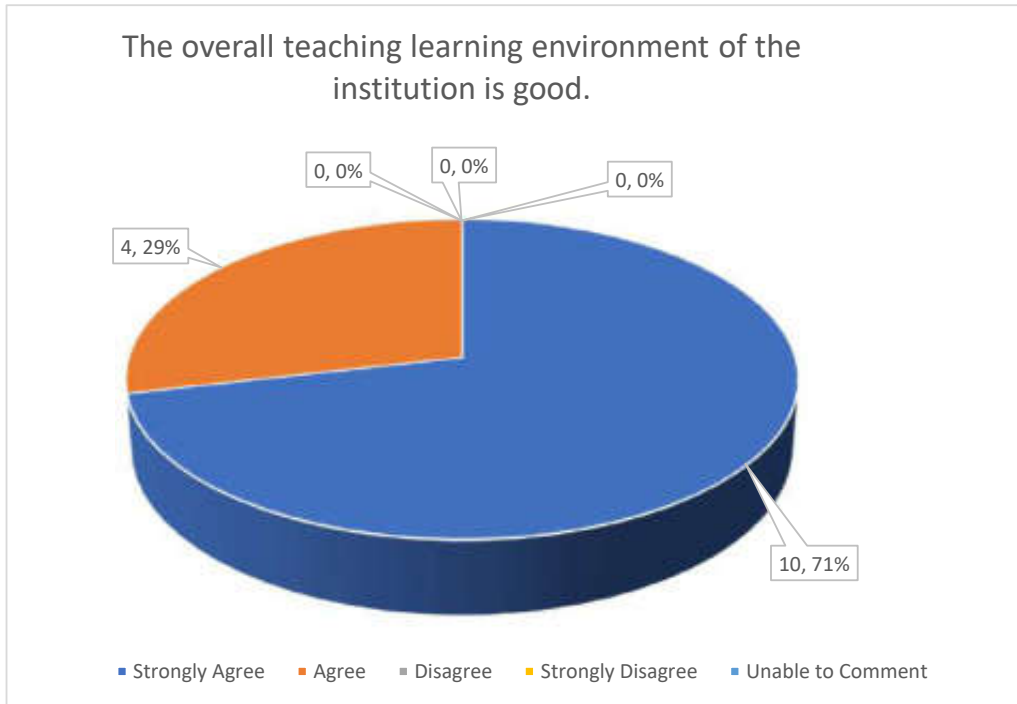
S.No.	View	Frequency	Percent	Angle
1	Strongly Agree	5	35.7	128.52
2	Agree	9	64.3	231.48
3	Disagree	0	0	0
4	Strongly Disagree	0	0	0
5	Unable to Comment	0	0	0
	Total	14	100	360



10. The overall teaching learning environment of the institution is good.

S.No.	View	Frequency	Percent	Angle
1	Strongly Agree	10	71.4	257.04
2	Agree	4	28.6	102.96

3	Disagree	0	0	0
4	Strongly Disagree	0	0	0
5	Unable to Comment	0	0	0
	Total	14	100	360



Conclusion :

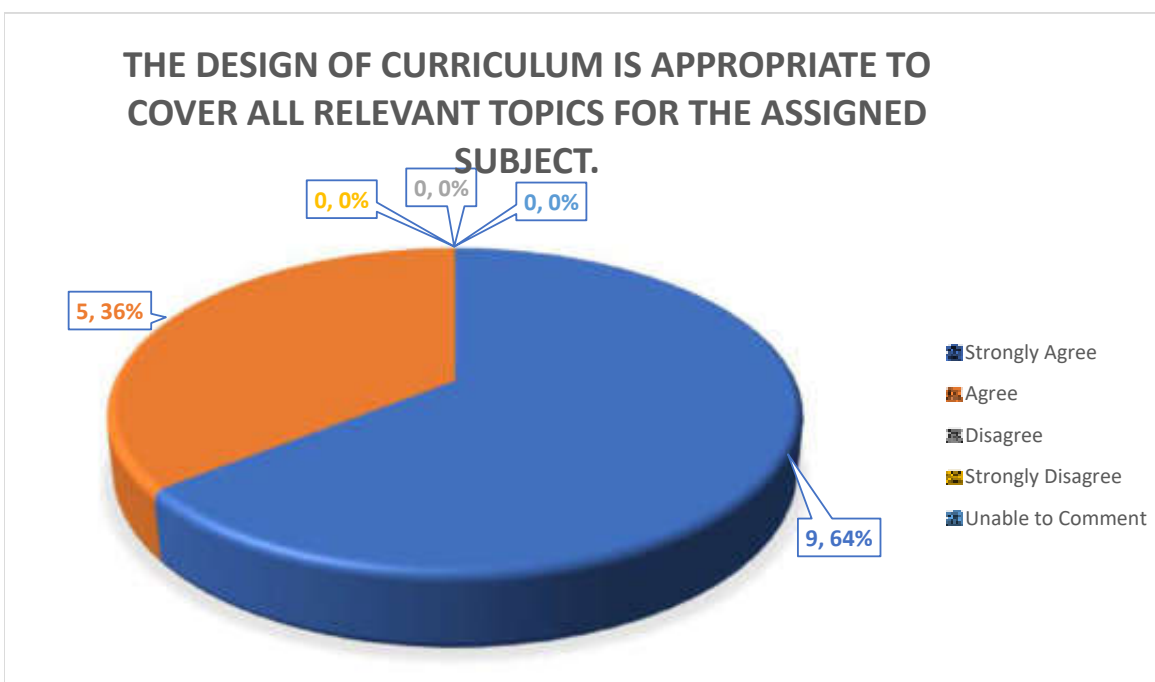
At the Analysis of the teacher's feed back it is obvious that teachers mostly agree with the point mentioned for their inputs. There are few points which need further improvement for which next steps are to be taken.

K.M.T. Govt. Girls College, Raigarh (C.G.)

Teachers Feedback Reprot
Year 2018-19

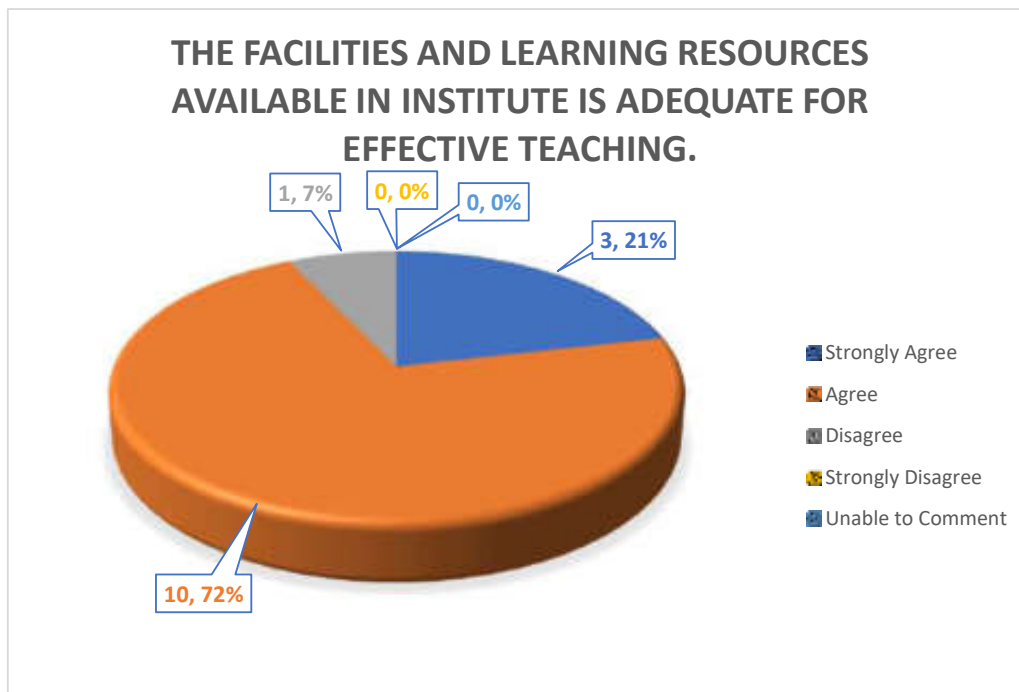
1. The design of curriculum is appropriate to cover all relevant topics for the assigned subject.

S.No.	View	Frequency	Percent	Angle
1	Strongly Agree	9	64	230.4
2	Agree	5	36	129.6
3	Disagree	0	0	0
4	Strongly Disagree	0	0	0
5	Unable to Comment	0	0	0
	Total	14	100	360



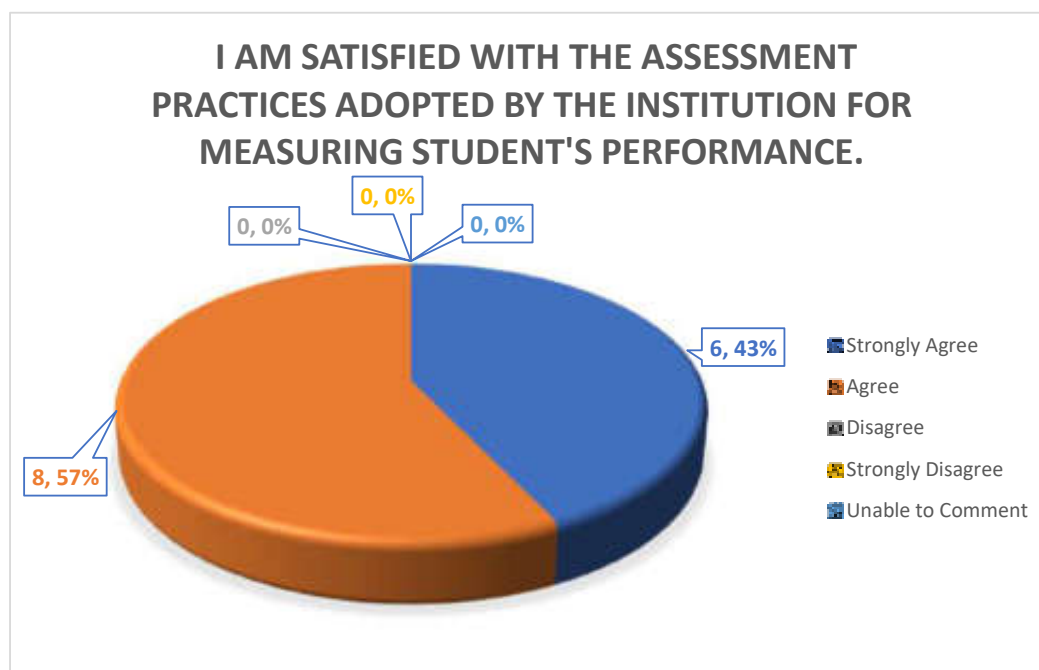
2. The facilities and learning resources available in institute is adequate for effective teaching.

S.No.	View	Frequency	Percent	Angle
1	Strongly Agree	3	21.43	77.148
2	Agree	10	71.43	257.148
3	Disagree	1	7.14	25.704
4	Strongly Disagree	0	0	0
5	Unable to Comment	0	0	0
	Total	14	100	360



3. I am satisfied with the assessment practices adopted by the institution for measuring student's performance.

S.No.	View	Frequency	Percent	Angle
1	Strongly Agree	6	43	154.8
2	Agree	8	57	205.2
3	Disagree	0	0	0
4	Strongly Disagree	0	0	0
5	Unable to Comment	0	0	0
	Total	14	100	360



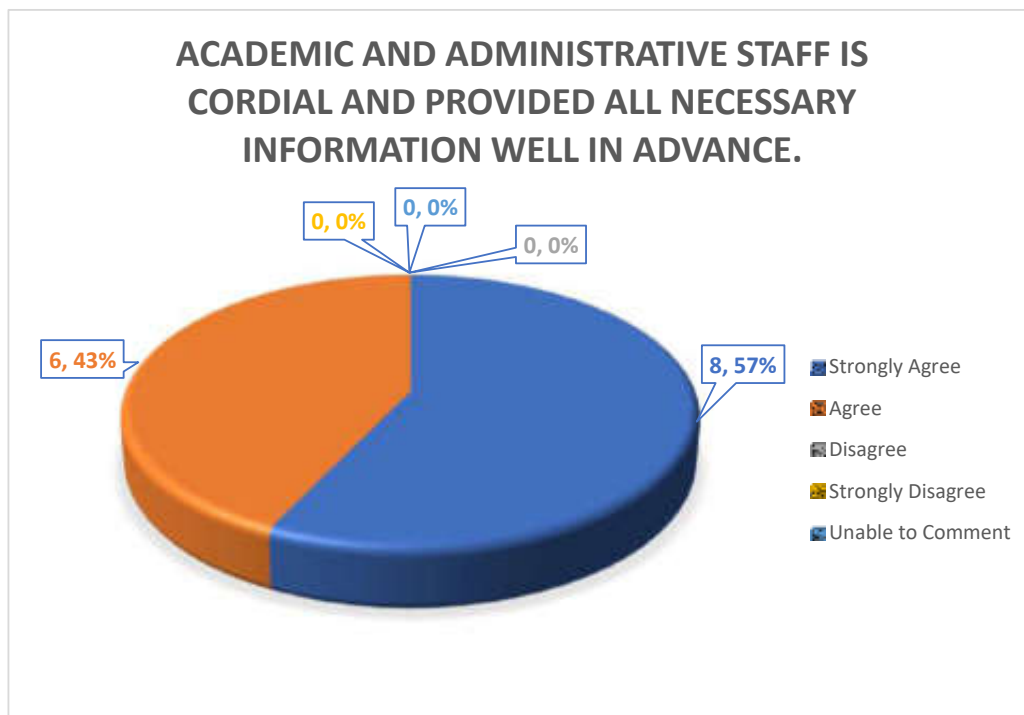
4. The institute provides enough opportunities for personal and professional growth.

S.No.	View	Frequency	Percent	Angle
1	Strongly Agree	3	21	75.6
2	Agree	9	64	230.4
3	Disagree	2	14	50.4
4	Strongly Disagree	0	0	0
5	Unable to Comment	0	0	0
	Total	14	99	356.4



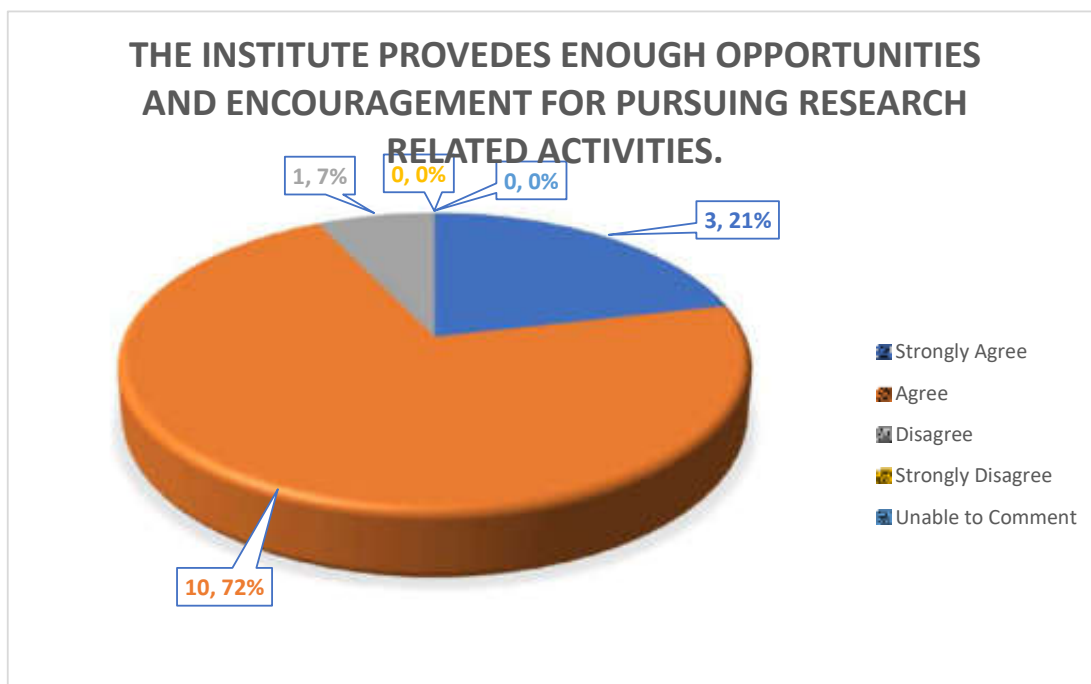
5. Academic and administrative staff is cordial and provided all necessary information well in advance.

S.No.	View	Frequency	Percent	Angle
1	Strongly Agree	8	57	205.2
2	Agree	6	43	154.8
3	Disagree	0	0	0
4	Strongly Disagree	0	0	0
5	Unable to Comment	0	0	0
	Total	14	100	360



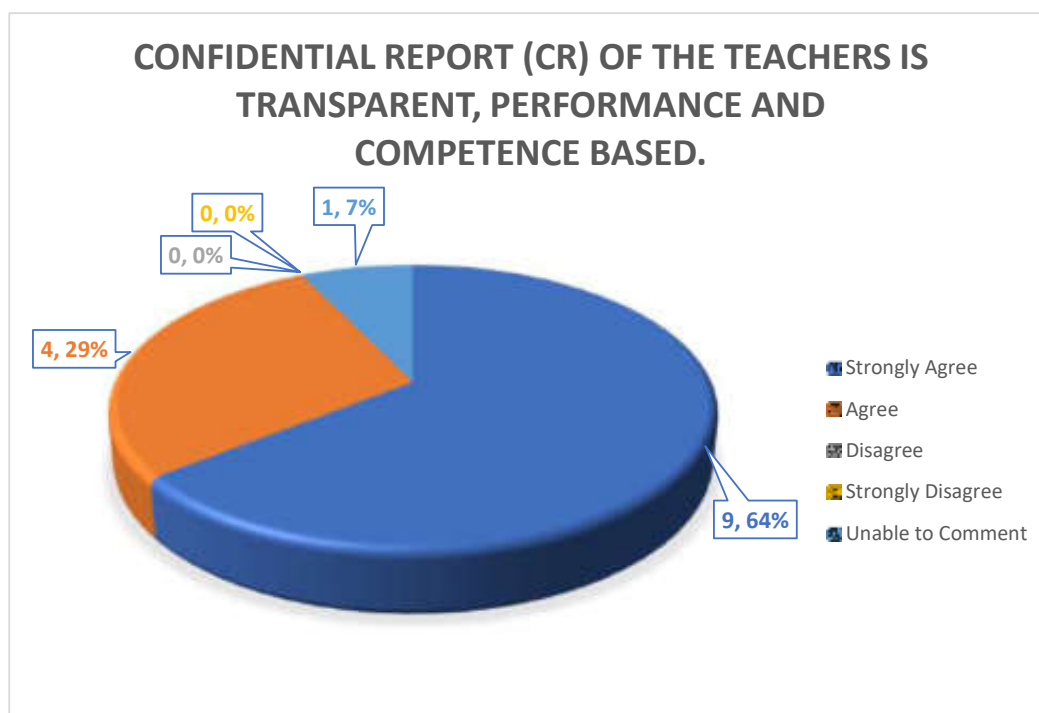
6. The institute provides enough opportunities and encouragement for pursuing research related activities.

S.No.	View	Frequency	Percent	Angle
1	Strongly Agree	3	21.4	77.04
2	Agree	10	71.4	257.04
3	Disagree	1	7.1	25.56
4	Strongly Disagree	0	0	0
5	Unable to Comment	0	0	0
	Total	14	99.9	359.64



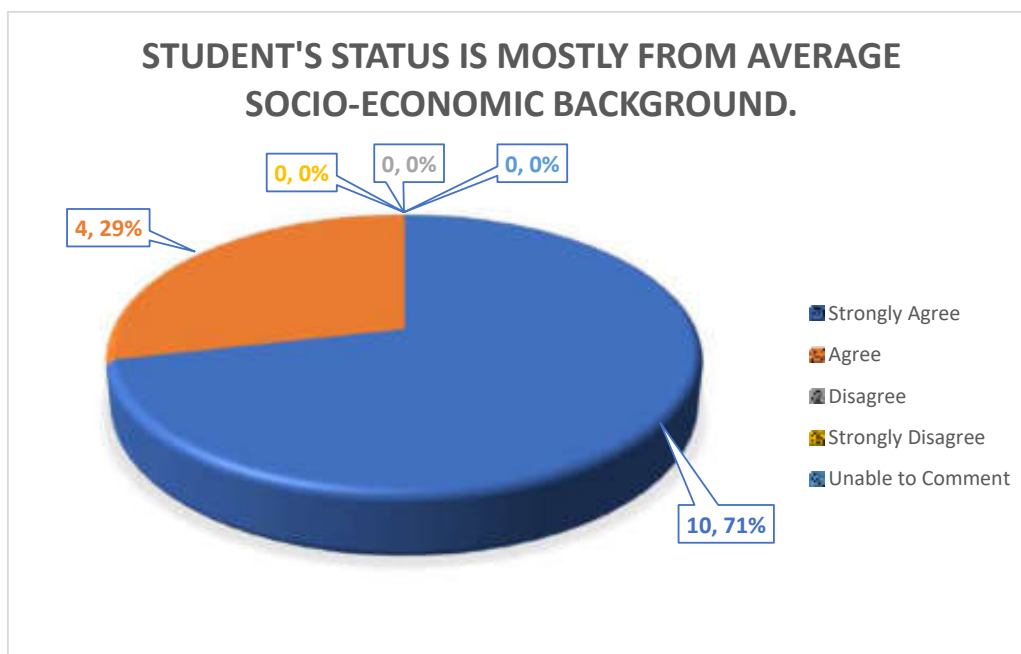
7. Confidential report (CR) of the teachers is transparent, performance and competence based.

S.No.	View	Frequency	Percent	Angle
1	Strongly Agree	9	64.3	231.48
2	Agree	4	28.6	102.96
3	Disagree	0	0	0
4	Strongly Disagree	0	0	0
5	Unable to Comment	1	7.1	25.56
	Total	14	100	360



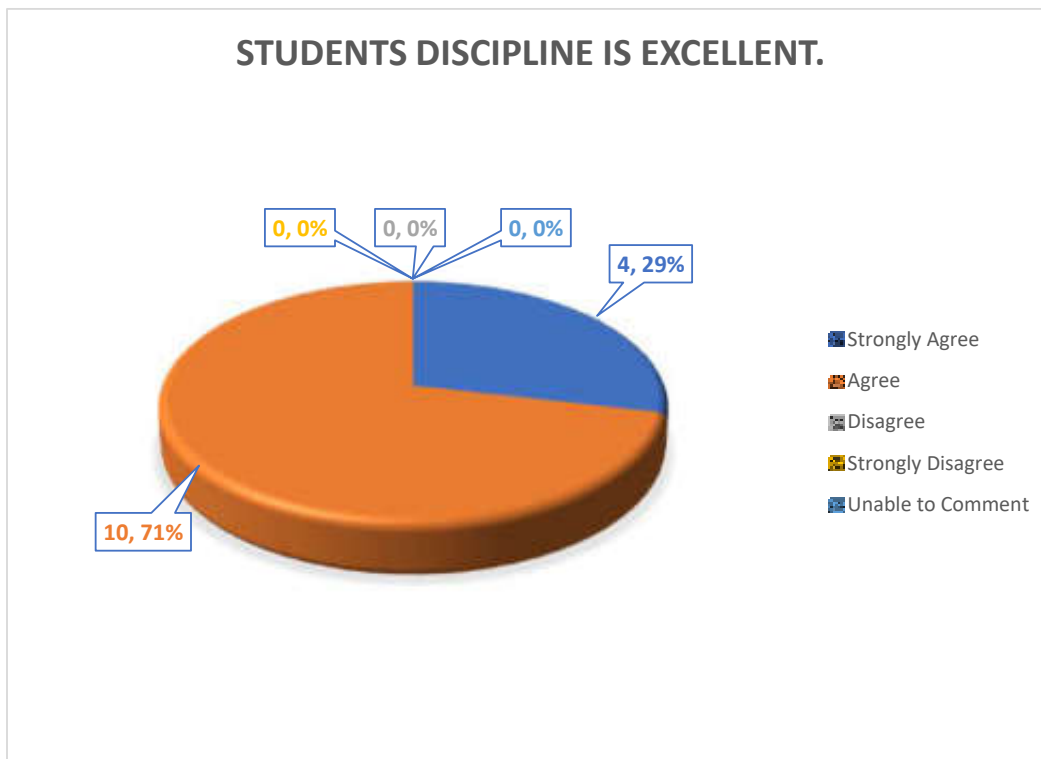
8. Student's Status is mostly from average socio-economic background.

S.No.	View	Frequency	Percent	Angle
1	Strongly Agree	10	71.4	257.04
2	Agree	4	28.6	102.96
3	Disagree	0	0	0
4	Strongly Disagree	0	0	0
5	Unable to Comment	0	0	0
	Total	14	100	360



9. Students discipline is excellent.

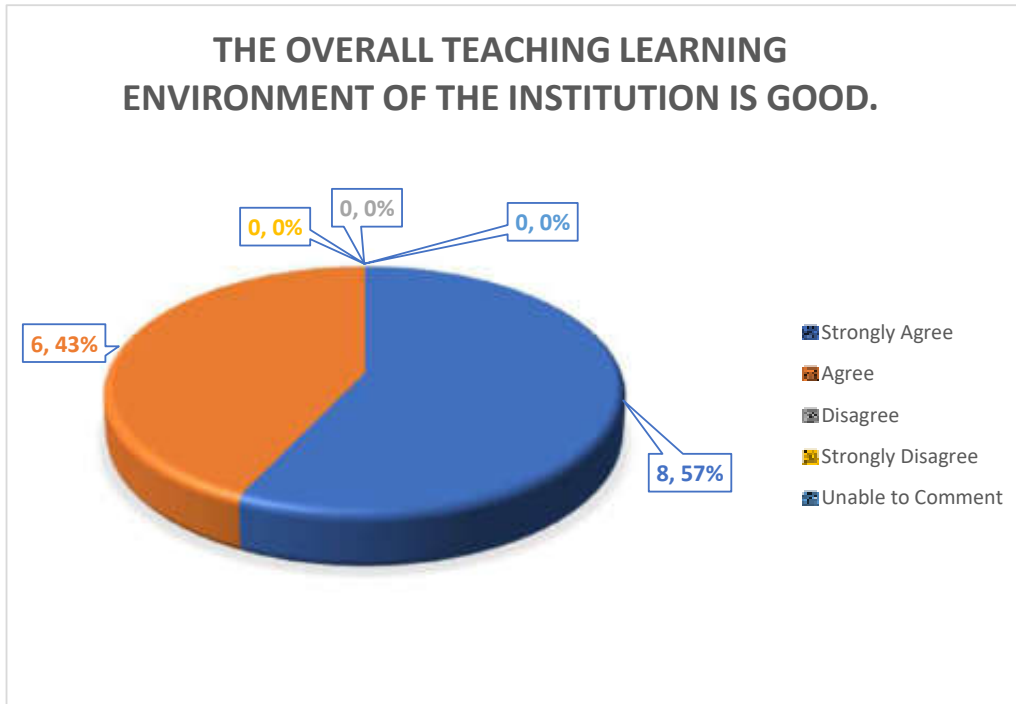
S.No.	View	Frequency	Percent	Angle
1	Strongly Agree	4	28.6	102.96
2	Agree	10	71.4	257.04
3	Disagree	0	0	0
4	Strongly Disagree	0	0	0
5	Unable to Comment	0	0	0
	Total	14	100	360



10. The overall teaching learning environment of the institution is good.

S.No.	View	Frequency	Percent	Angle
1	Strongly Agree	8	57.1	205.56
2	Agree	6	42.9	154.44

3	Disagree	0	0	0
4	Strongly Disagree	0	0	0
5	Unable to Comment	0	0	0
	Total	14	100	360



Conclusion :

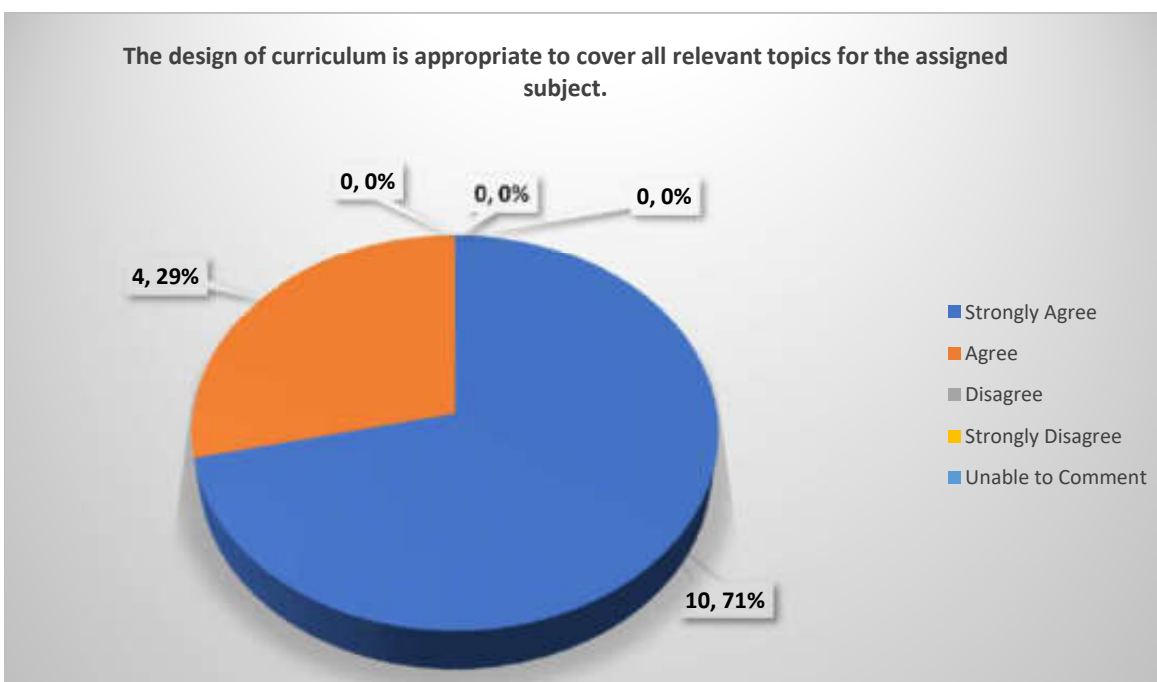
At the Analysis of the teacher's feed back it is obvious that teachers mostly agree with the point mentioned for their inputs. There are few points which need further improvement for which new steps are to be taken.

K.M.T. Govt. Girls College, Raigarh (C.G.)

Teachers Feedback Reprot
Year 2017-18

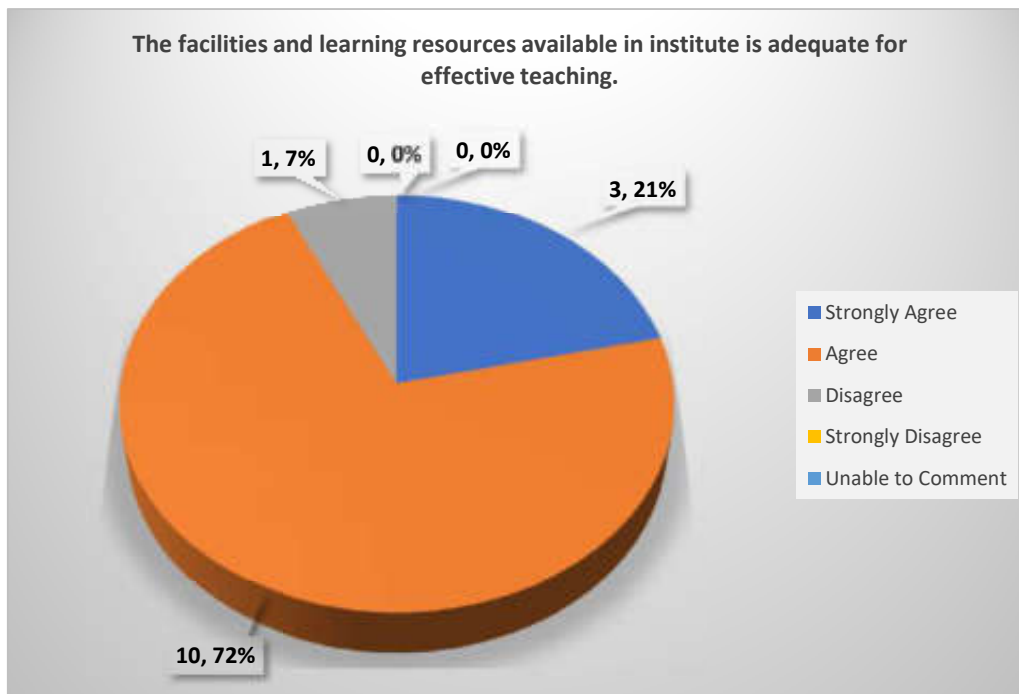
1. The design of curriculum is appropriate to cover all relevant topics for the assigned subject.

S.No.	View	Frequency	Percent	Angle
1	Strongly Agree	10	71	255.6
2	Agree	4	29	104.4
3	Disagree	0	0	0
4	Strongly Disagree	0	0	0
5	Unable to Comment	0	0	0
	Total	14	100	360



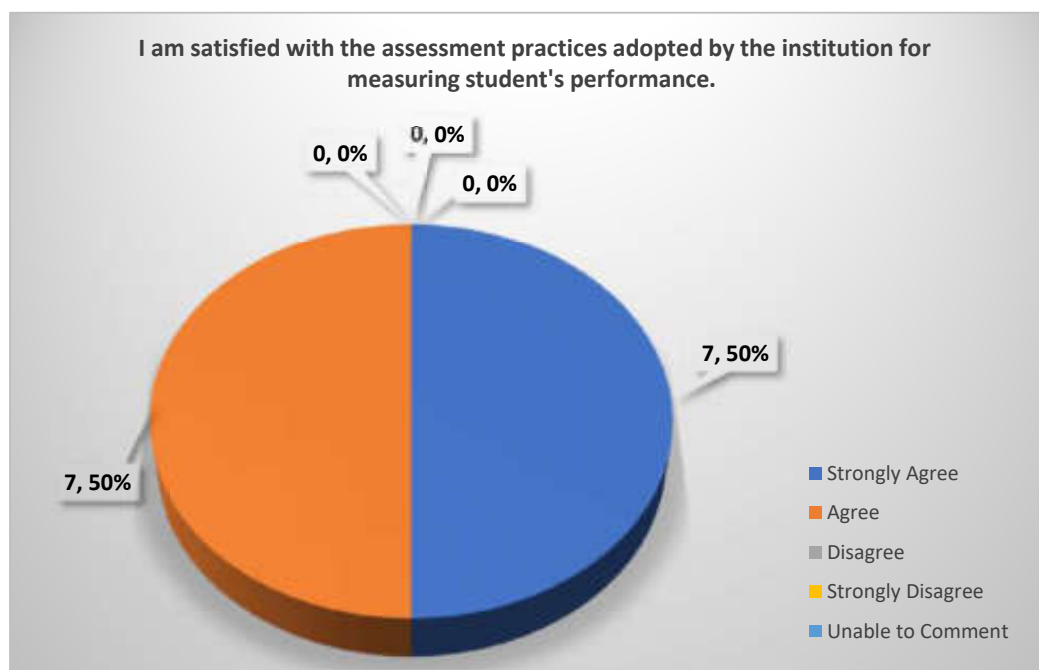
2. The facilities and learning resources available in institute is adequate for effective teaching.

S.No.	View	Frequency	Percent	Angle
1	Strongly Agree	3	21.43	77.148
2	Agree	10	71.43	257.148
3	Disagree	1	7.14	25.704
4	Strongly Disagree	0	0	0
5	Unable to Comment	0	0	0
	Total	14	100	360



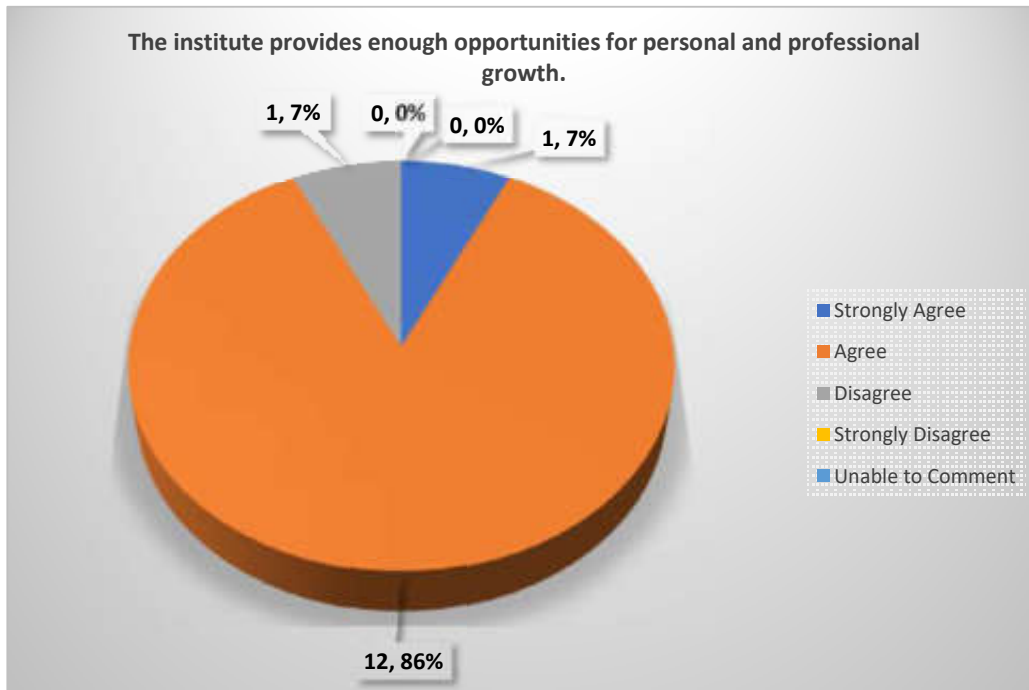
3. I am satisfied with the assessment practices adopted by the institution for measuring student's performance.

S.No.	View	Frequency	Percent	Angle
1	Strongly Agree	7	50	180
2	Agree	7	50	180
3	Disagree	0	0	0
4	Strongly Disagree	0	0	0
5	Unable to Comment	0	0	0
	Total	14	100	360



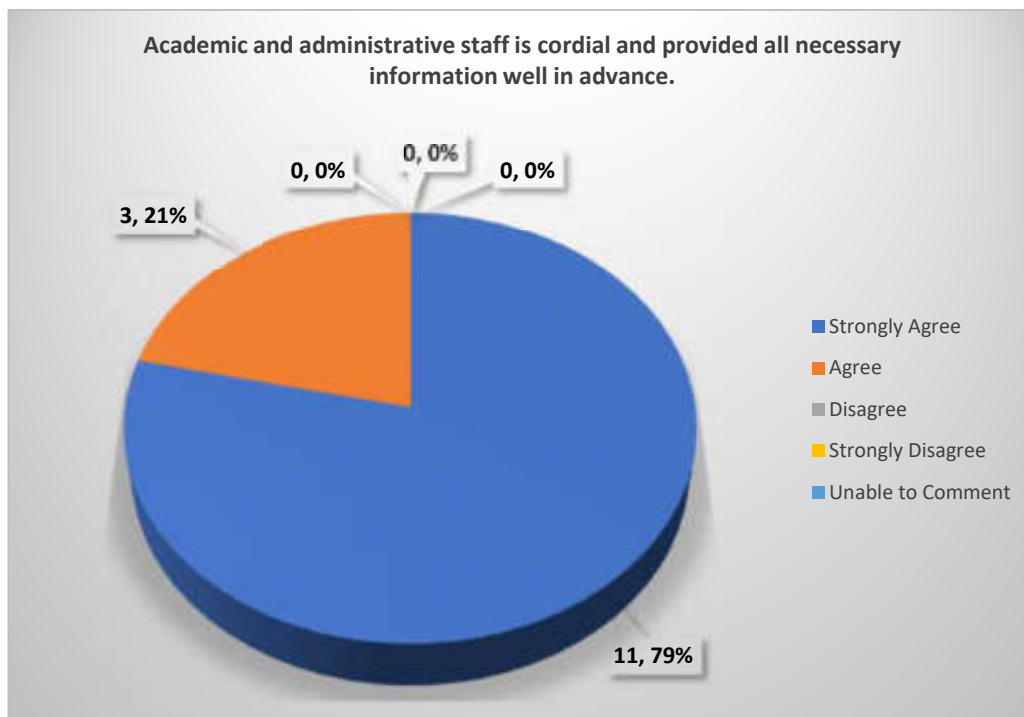
4. The institute provides enough opportunities for personal and professional growth.

S.No.	View	Frequency	Percent	Angle
1	Strongly Agree	1	7	25.2
2	Agree	12	86	309.6
3	Disagree	1	7	25.2
4	Strongly Disagree	0	0	0
5	Unable to Comment	0	0	0
	Total	14	100	360



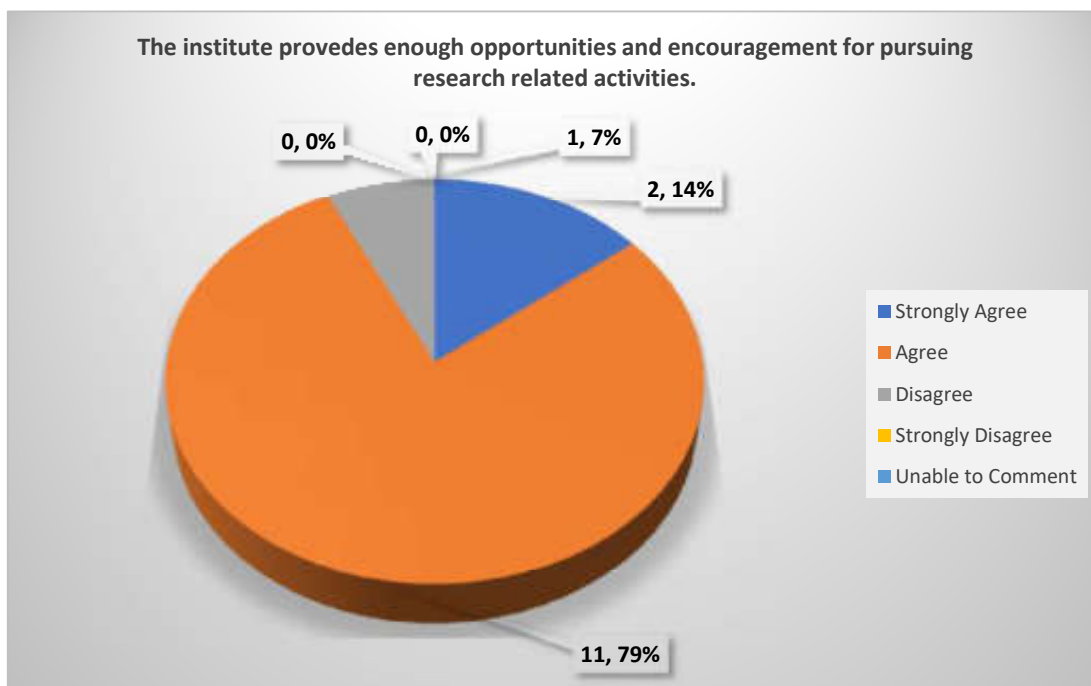
5. Academic and administrative staff is cordial and provided all necessary information well in advance.

S.No.	View	Frequency	Percent	Angle
1	Strongly Agree	11	79	284.4
2	Agree	3	21	75.6
3	Disagree	0	0	0
4	Strongly Disagree	0	0	0
5	Unable to Comment	0	0	0
	Total	14	100	360



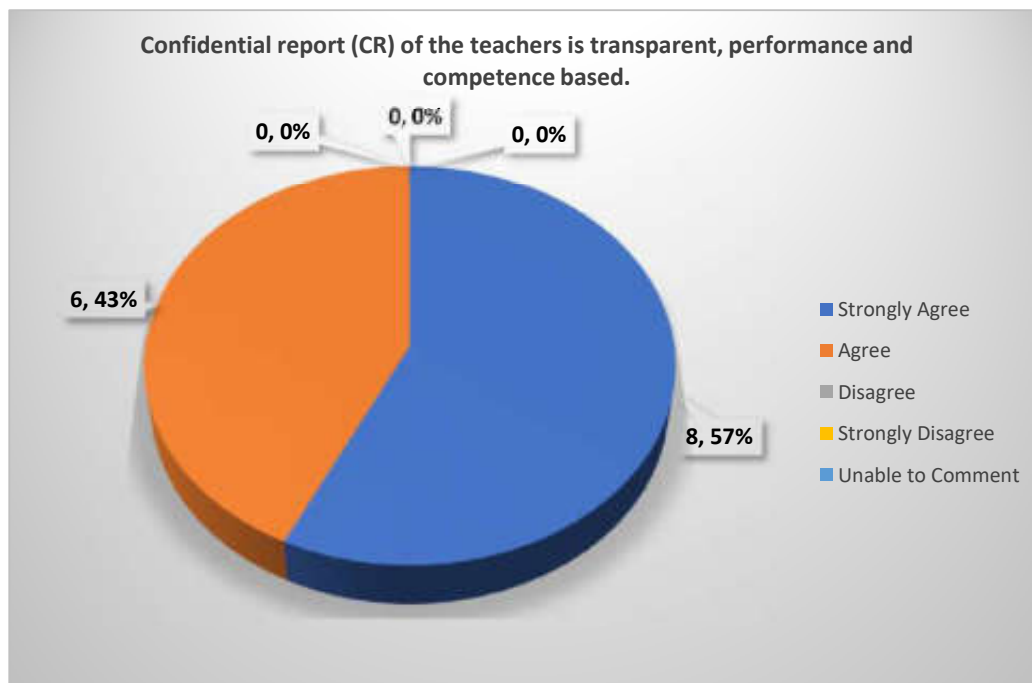
6. The institute provides enough opportunities and encouragement for pursuing research related activities.

S.No.	View	Frequency	Percent	Angle
1	Strongly Agree	2	14.3	51.48
2	Agree	11	78.6	282.96
3	Disagree	1	7.1	25.56
4	Strongly Disagree	0	0	0
5	Unable to Comment	0	0	0
	Total	14	100	360



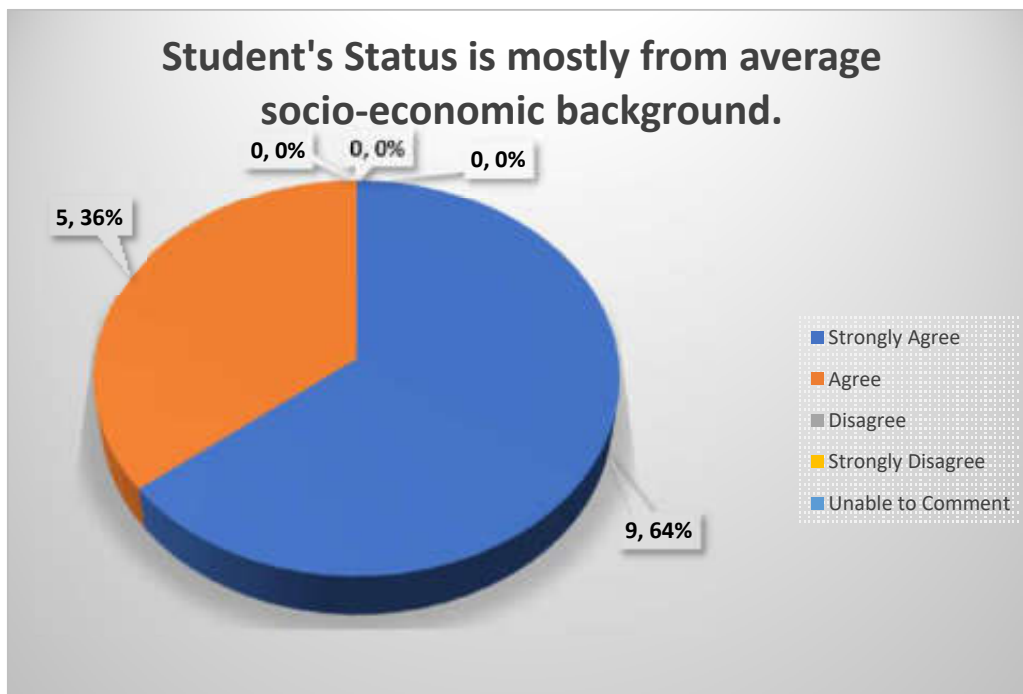
7. Confidential report (CR) of the teachers is transparent, performance and competence based.

S.No.	View	Frequency	Percent	Angle
1	Strongly Agree	8	57.1	205.56
2	Agree	6	42.9	154.44
3	Disagree	0	0	0
4	Strongly Disagree	0	0	0
5	Unable to Comment	0	0	0
	Total	14	100	360



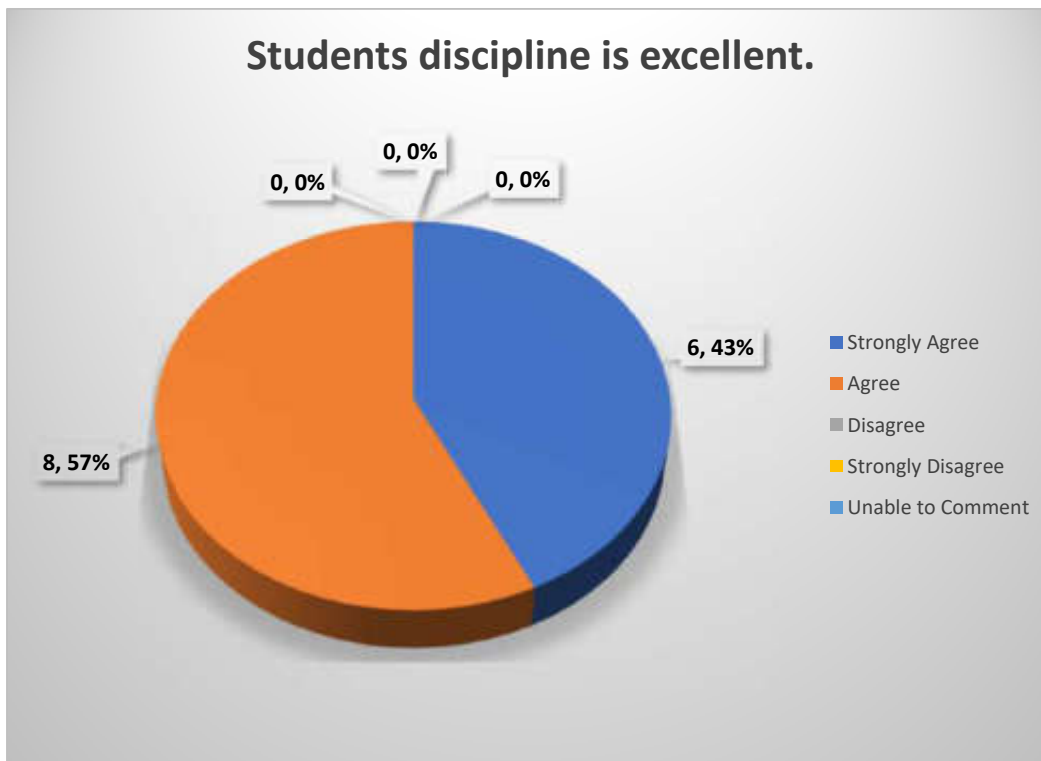
8. Student's Status is mostly from average socio-economic background.

S.No.	View	Frequency	Percent	Angle
1	Strongly Agree	9	64.3	231.48
2	Agree	5	35.7	128.52
3	Disagree	0	0	0
4	Strongly Disagree	0	0	0
5	Unable to Comment	0	0	0
	Total	14	100	360



9. Students discipline is excellent.

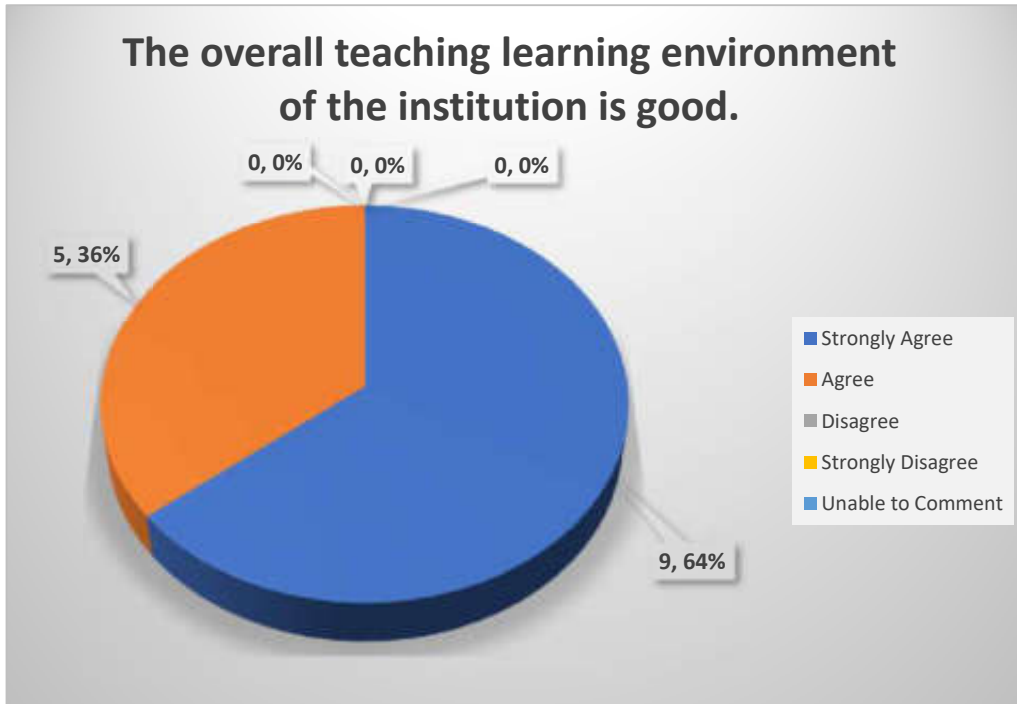
S.No.	View	Frequency	Percent	Angle
1	Strongly Agree	6	42.9	154.44
2	Agree	8	57.1	205.56
3	Disagree	0	0	0
4	Strongly Disagree	0	0	0
5	Unable to Comment	0	0	0
	Total	14	100	360



10. The overall teaching learning environment of the institution is good.

S.No.	View	Frequency	Percent	Angle
1	Strongly Agree	9	64.3	231.48
2	Agree	5	35.7	128.52

3	Disagree	0	0	0
4	Strongly Disagree	0	0	0
5	Unable to Comment	0	0	0
	Total	14	100	360



Conclusion :

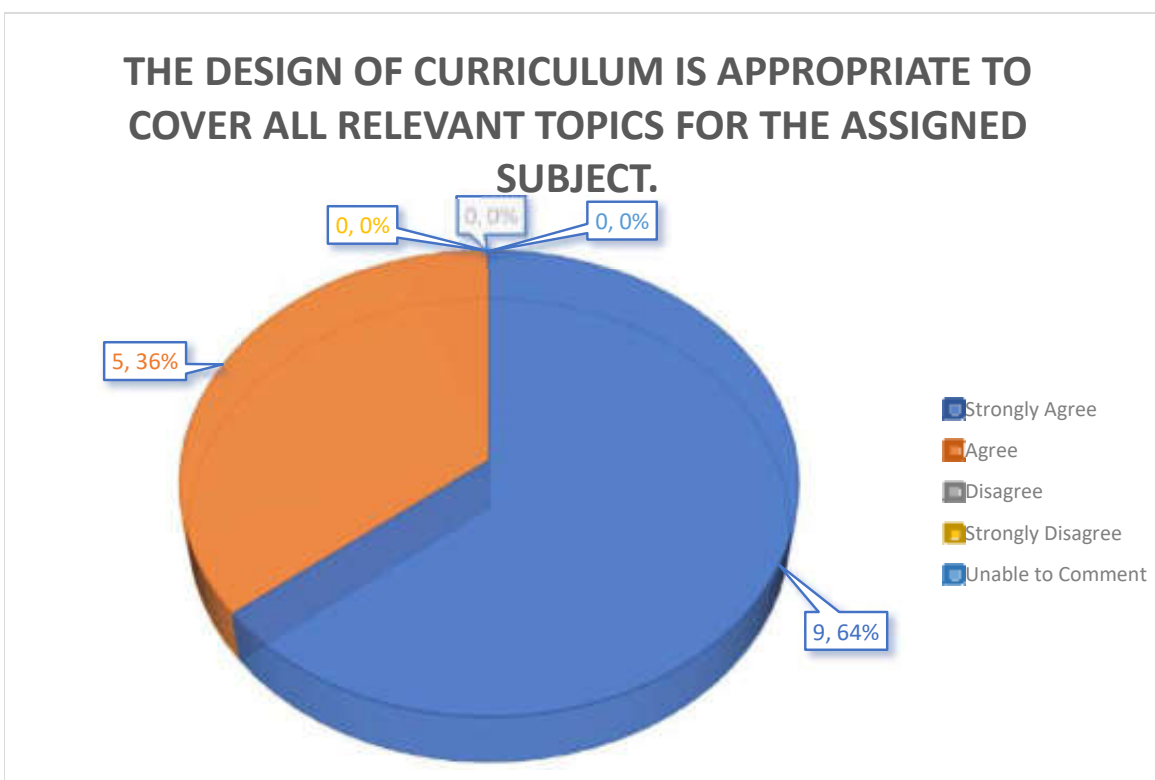
At the Analysis of the teacher's feed back it is obvious that teachers mostly agree with the point mentioned for their inputs. There are few points which need further improvement for which next steps are to be taken.

K.M.T. Govt. Girls College, Raigarh (C.G.)

Teachers Feedback Reprot
Year 2020-21

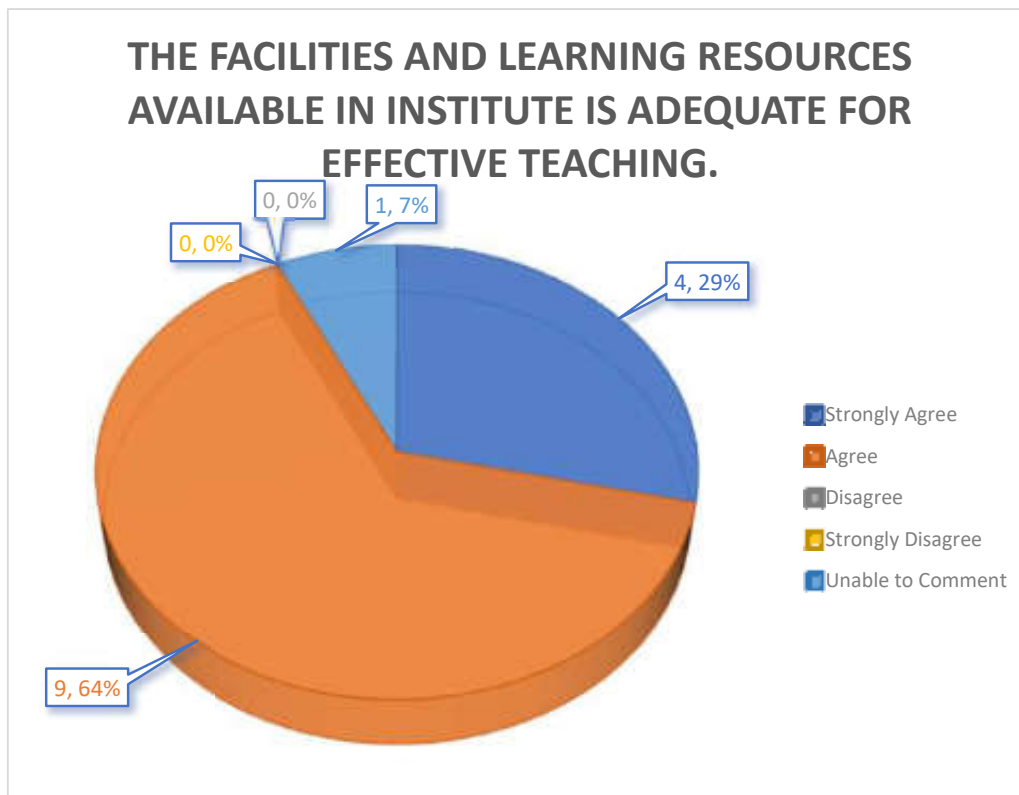
1. The design of curriculum is appropriate to cover all relevant topics for the assigned subject.

S.No.	View	Frequency	Percent	Angle
1	Strongly Agree	9	64	230.4
2	Agree	5	36	129.6
3	Disagree	0	0	0
4	Strongly Disagree	0	0	0
5	Unable to Comment	0	0	0
	Total	14	100	360



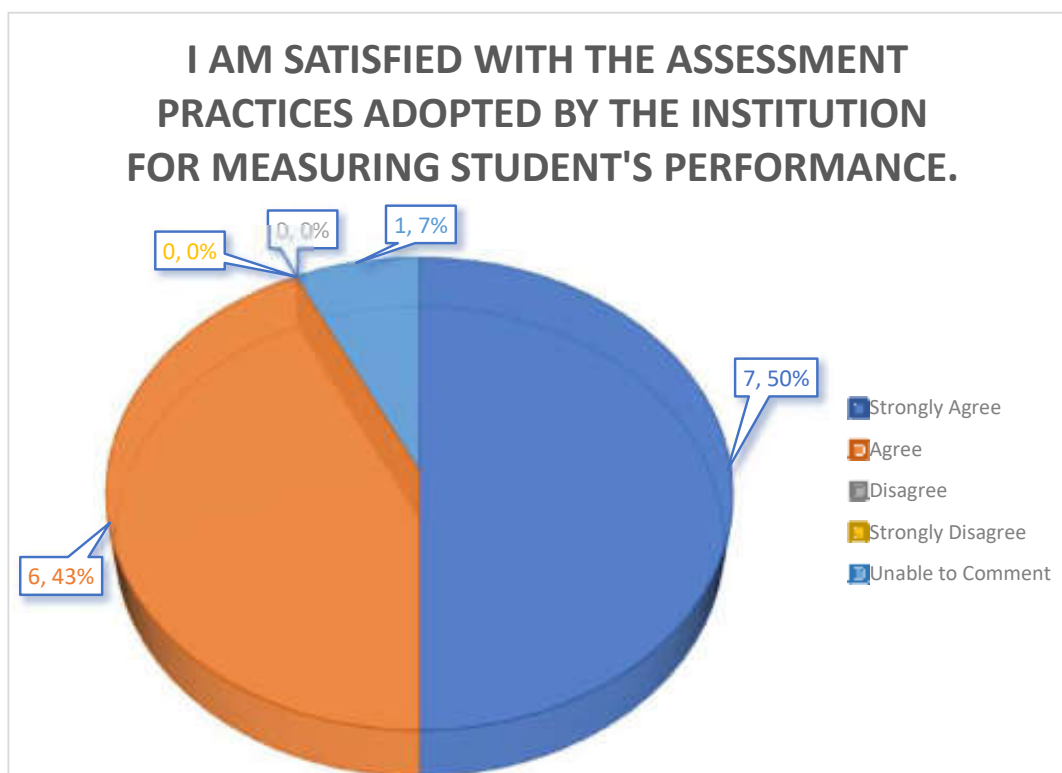
2. The facilities and learning resources available in institute is adequate for effective teaching.

S.No.	View	Frequency	Percent	Angle
1	Strongly Agree	4	28.57	102.852
2	Agree	9	64.29	231.444
3	Disagree	0	0	0
4	Strongly Disagree	0	0	0
5	Unable to Comment	1	7.14	25.704
	Total	14	100	360



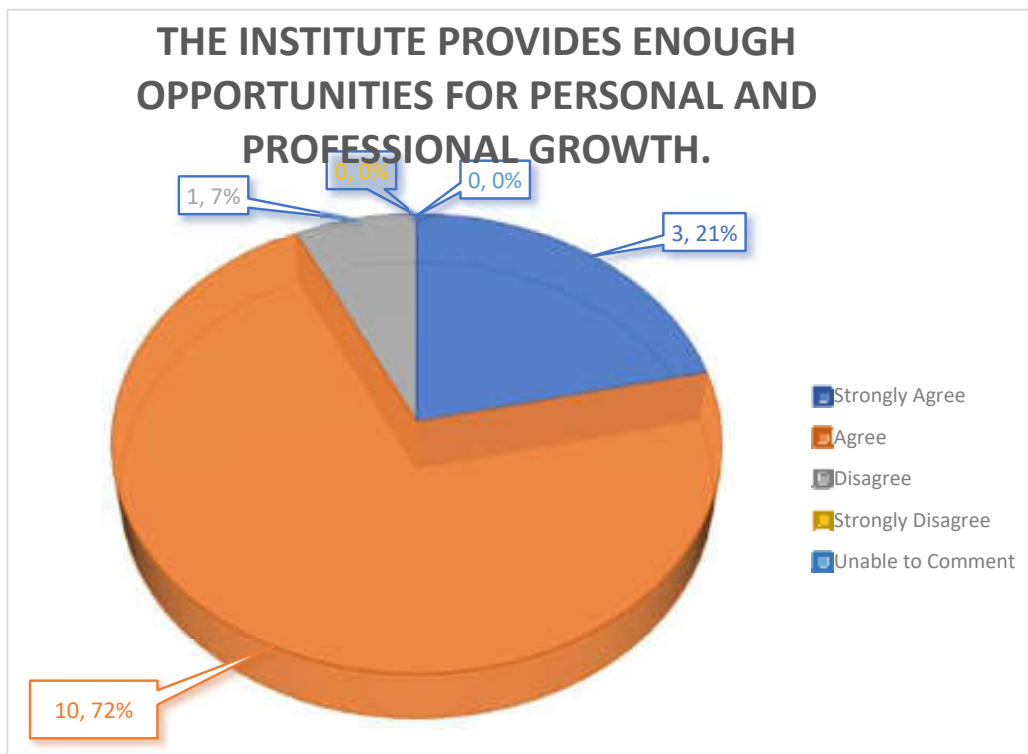
3. I am satisfied with the assessment practices adopted by the institution for measuring student's performance.

S.No.	View	Frequency	Percent	Angle
1	Strongly Agree	7	50	180
2	Agree	6	43	154.8
3	Disagree	0	0	0
4	Strongly Disagree	0	0	0
5	Unable to Comment	1	7	25.2
	Total	14	100	360



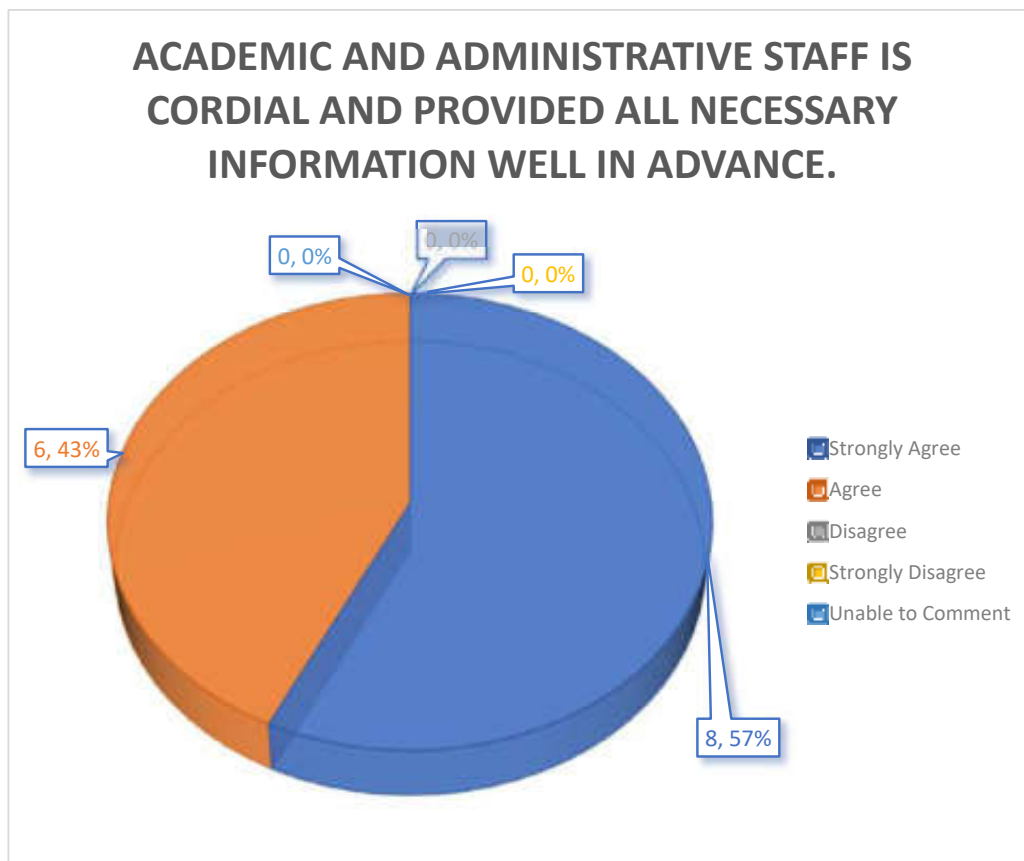
4. The institute provides enough opportunities for personal and professional growth.

S.No.	View	Frequency	Percent	Angle
1	Strongly Agree	3	21.4	77.04
2	Agree	10	71.4	257.04
3	Disagree	1	7.1	25.56
4	Strongly Disagree	0	0	0
5	Unable to Comment	0	0	0
	Total	14	99.9	359.64



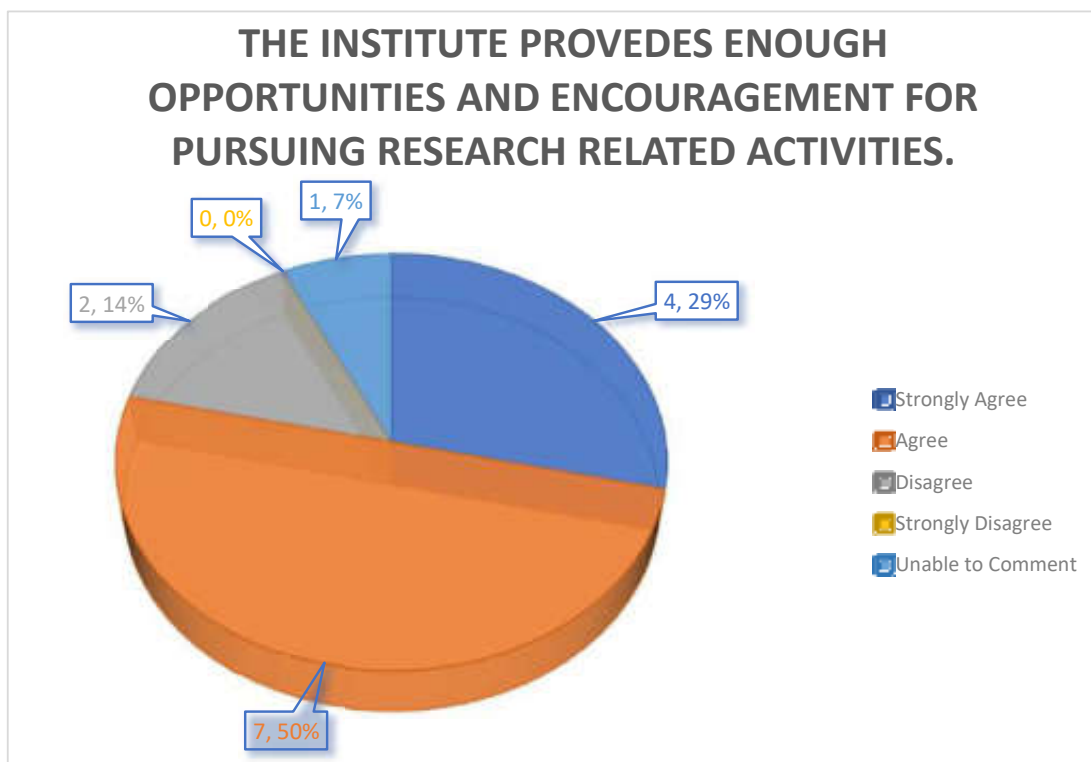
5. Academic and administrative staff is cordial and provided all necessary information well in advance.

S.No.	View	Frequency	Percent	Angle
1	Strongly Agree	8	57	205.2
2	Agree	6	43	154.8
3	Disagree	0	0	0
4	Strongly Disagree	0	0	0
5	Unable to Comment	0	0	0
	Total	14	100	360



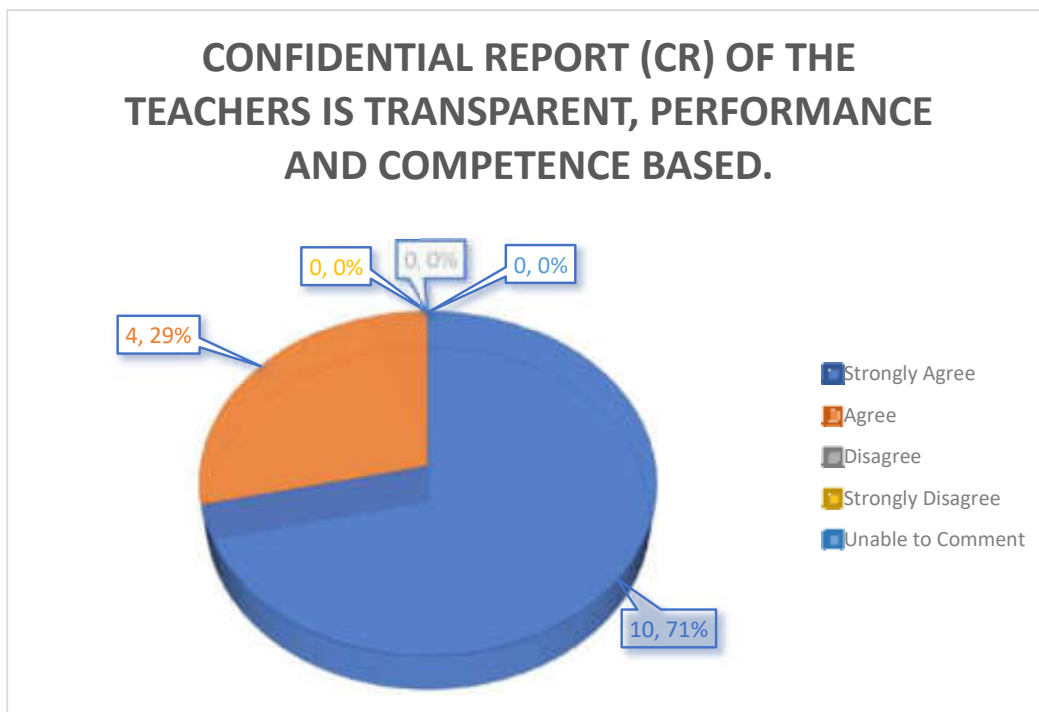
6. The institute provides enough opportunities and encouragement for pursuing research related activities.

S.No.	View	Frequency	Percent	Angle
1	Strongly Agree	4	28.6	102.96
2	Agree	7	50	180
3	Disagree	2	14.3	51.48
4	Strongly Disagree	0	0	0
5	Unable to Comment	1	7.1	25.56
	Total	14	100	360



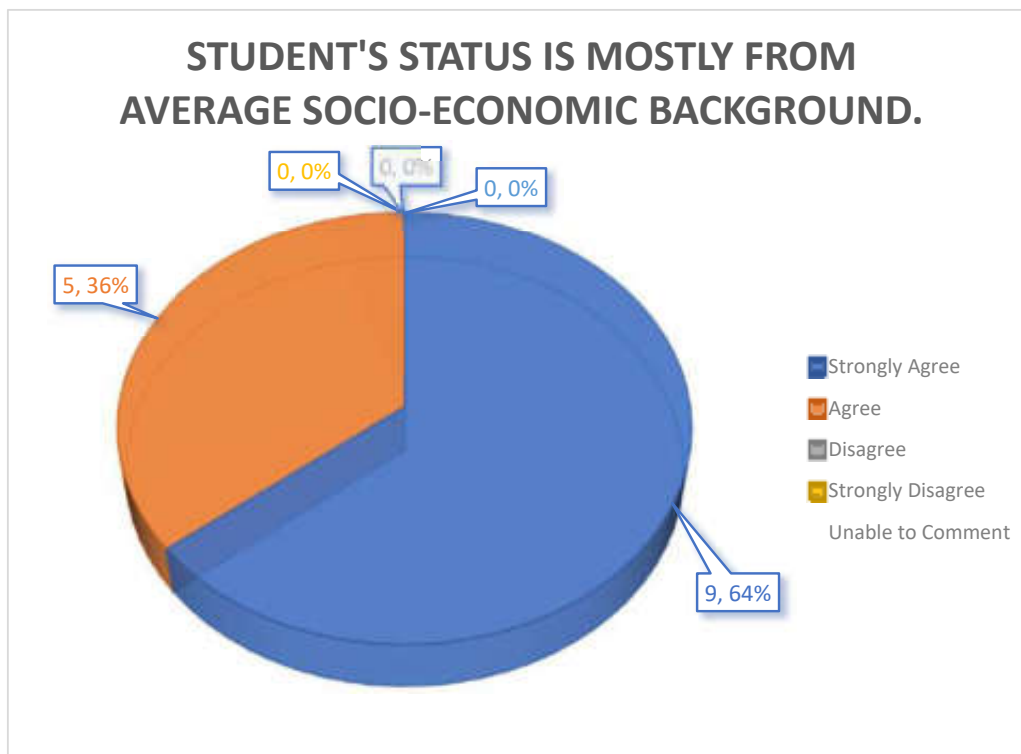
7. Confidential report (CR) of the teachers is transparent, performance and competence based.

S.No.	View	Frequency	Percent	Angle
1	Strongly Agree	10	71.4	257.04
2	Agree	4	28.6	102.96
3	Disagree	0	0	0
4	Strongly Disagree	0	0	0
5	Unable to Comment	0	0	0
	Total	14	100	360



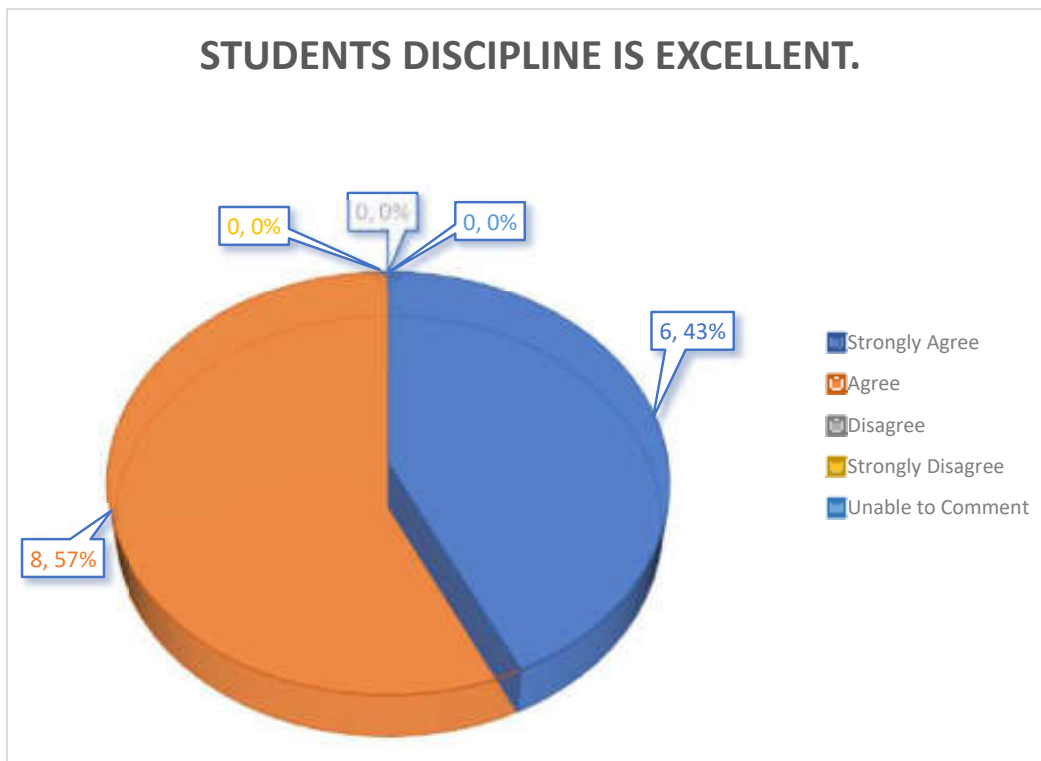
8. Student's Status is mostly from average socio-economic background.

S.No.	View	Frequency	Percent	Angle
1	Strongly Agree	9	64.3	231.48
2	Agree	5	35.7	128.52
3	Disagree	0	0	0
4	Strongly Disagree	0	0	0
5	Unable to Comment	0	0	0
	Total	14	100	360



9. Students discipline is excellent.

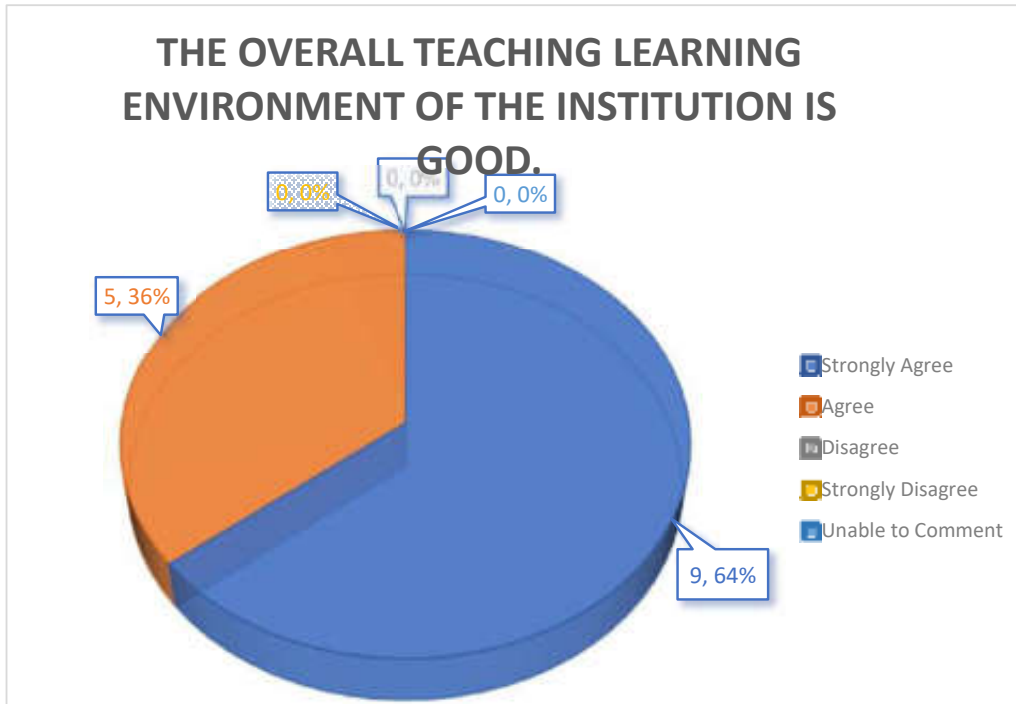
S.No.	View	Frequency	Percent	Angle
1	Strongly Agree	6	42.9	154.44
2	Agree	8	57.1	205.56
3	Disagree	0	0	0
4	Strongly Disagree	0	0	0
5	Unable to Comment	0	0	0
	Total	14	100	360



10. The overall teaching learning environment of the institution is good.

S.No.	View	Frequency	Percent	Angle
1	Strongly Agree	9	64.3	231.48
2	Agree	5	35.7	128.52

3	Disagree	0	0	0
4	Strongly Disagree	0	0	0
5	Unable to Comment	0	0	0
	Total	14	100	360



Conclusion :

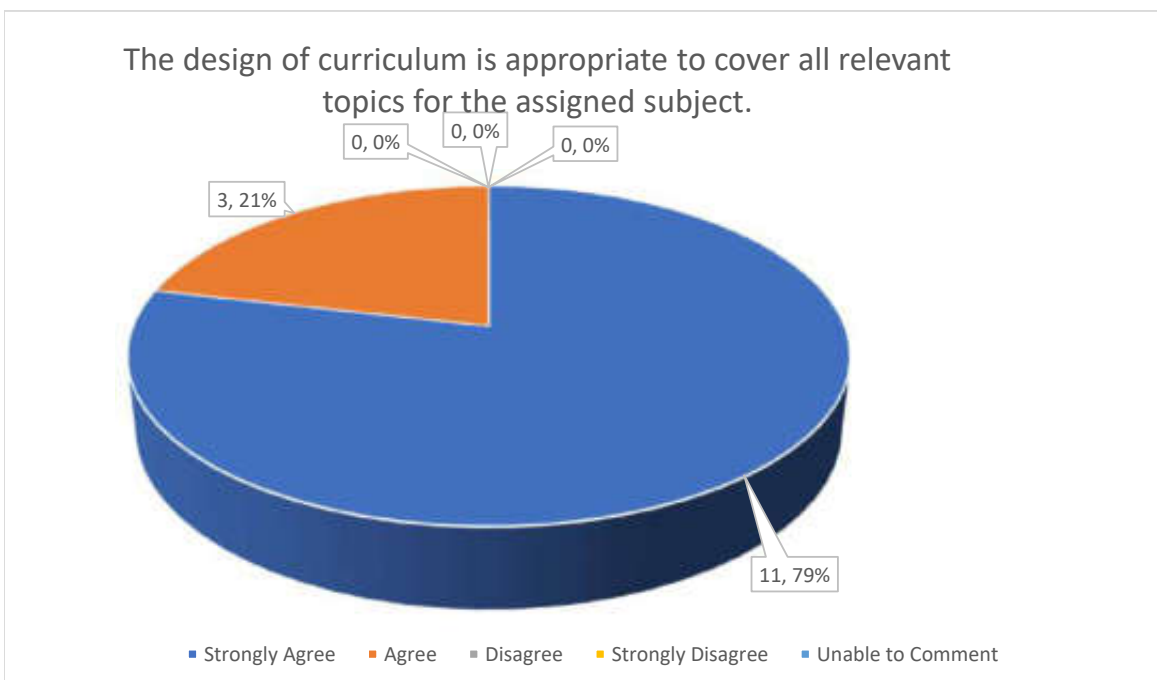
At the Analysis of the teacher's feed back it is obvious that teachers mostly agree with the point mentioned for their inputs. There are few points which need further improvement for which new steps are to be taken.

K.M.T. Govt. Girls College, Raigarh (C.G.)

Teachers Feedback Reprot
Year 2019-20

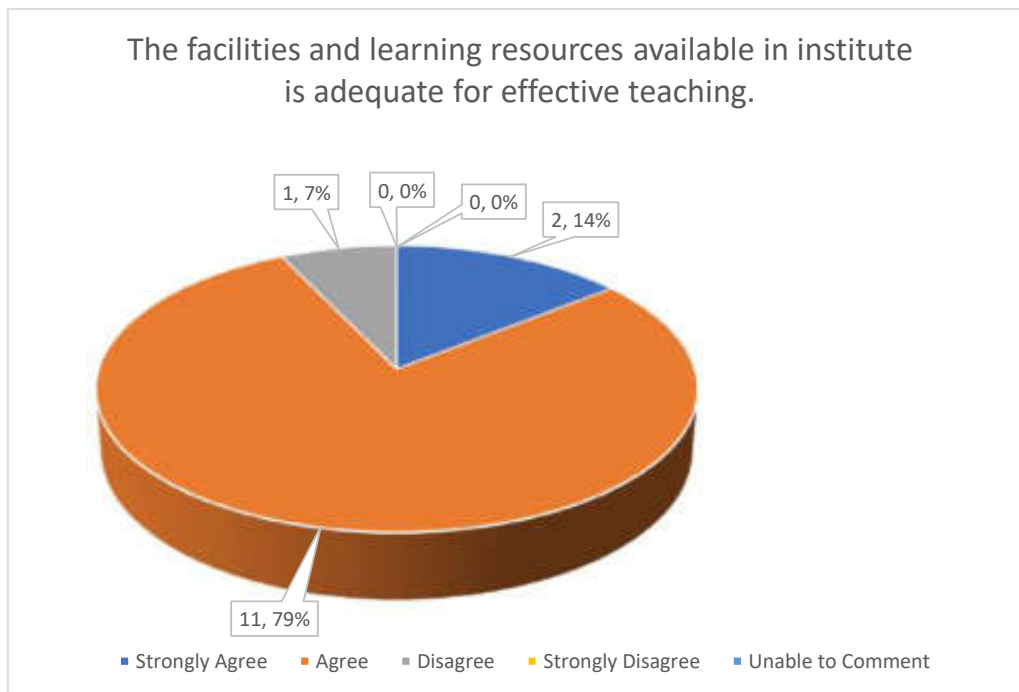
1. The design of curriculum is appropriate to cover all relevant topics for the assigned subject.

S.No.	View	Frequency	Percent	Angle
1	Strongly Agree	11	79	284.4
2	Agree	3	21	75.6
3	Disagree	0	0	0
4	Strongly Disagree	0	0	0
5	Unable to Comment	0	0	0
	Total	14	100	360



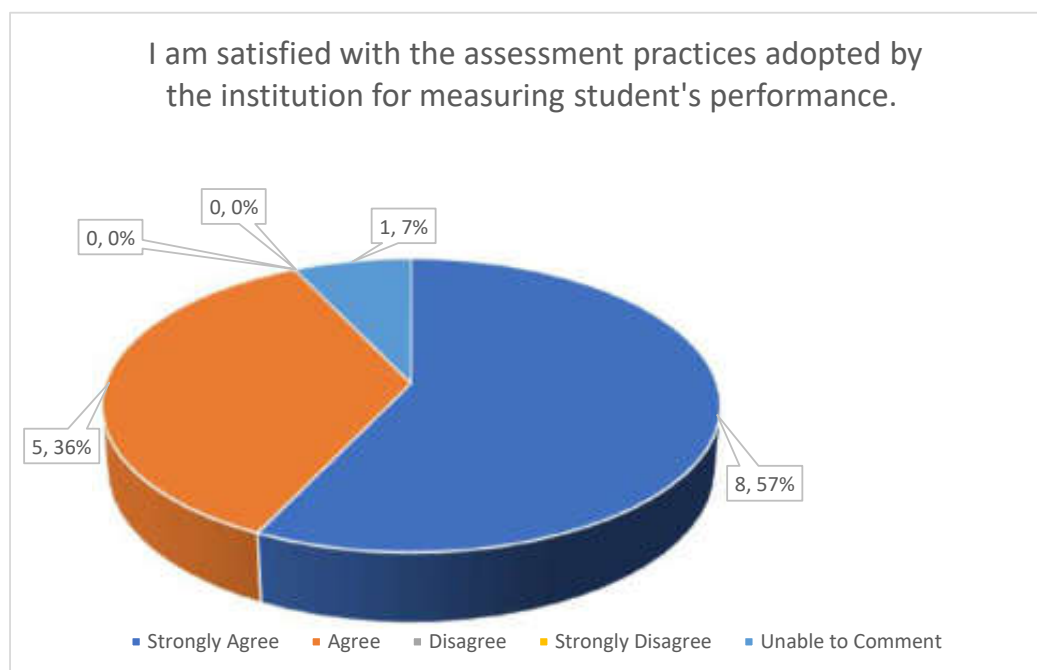
2. The facilities and learning resources available in institute is adequate for effective teaching.

S.No.	View	Frequency	Percent	Angle
1	Strongly Agree	2	14.29	51.444
2	Agree	11	78.57	282.852
3	Disagree	1	7.14	25.704
4	Strongly Disagree	0	0	0
5	Unable to Comment	0	0	0
	Total	14	100	360



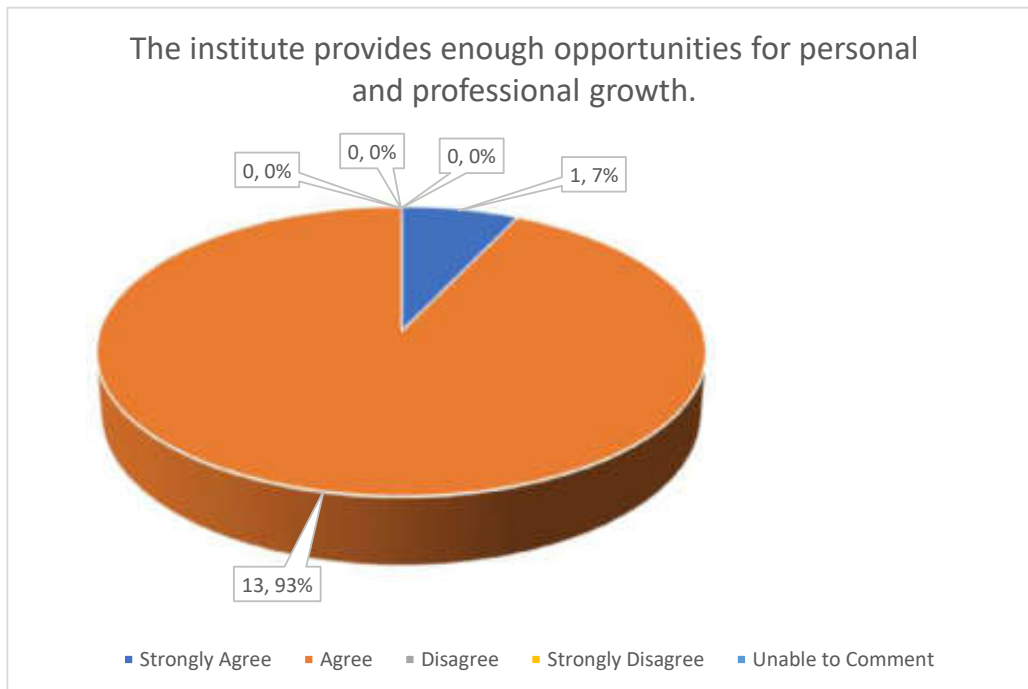
3. I am satisfied with the assessment practices adopted by the institution for measuring student's performance.

S.No.	View	Frequency	Percent	Angle
1	Strongly Agree	8	57	205.2
2	Agree	5	36	129.6
3	Disagree	0	0	0
4	Strongly Disagree	0	0	0
5	Unable to Comment	1	7	25.2
	Total	14	100	360



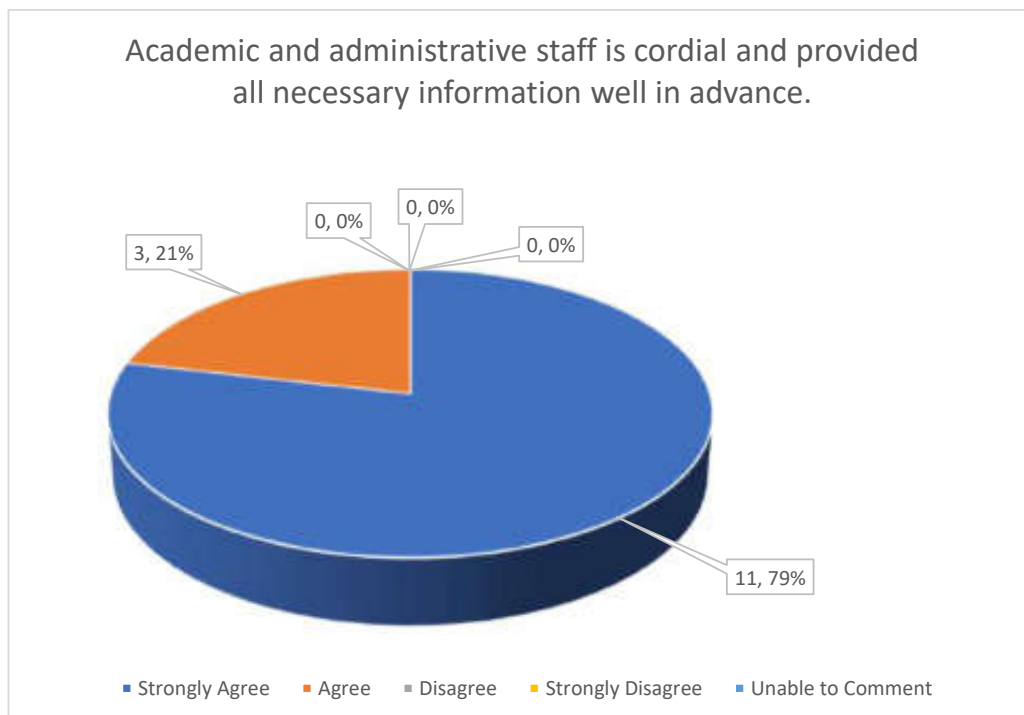
4. The institute provides enough opportunities for personal and professional growth.

S.No.	View	Frequency	Percent	Angle
1	Strongly Agree	1	7	25.2
2	Agree	13	93	334.8
3	Disagree	0	0	0
4	Strongly Disagree	0	0	0
5	Unable to Comment	0	0	0
	Total	14	100	360



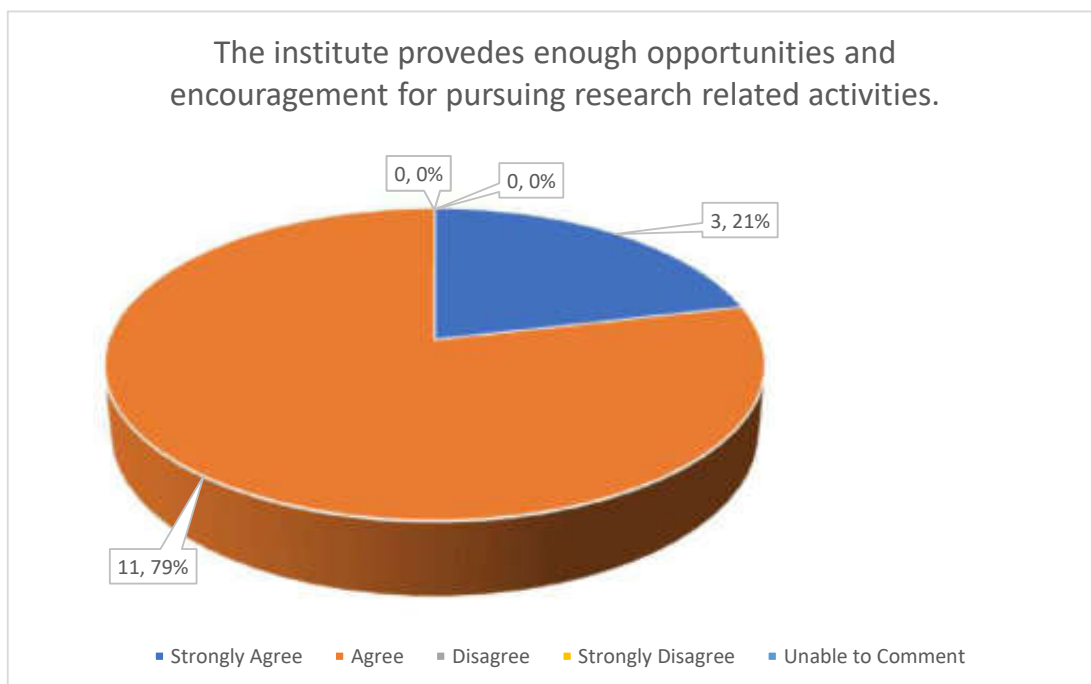
5. Academic and administrative staff is cordial and provided all necessary information well in advance.

S.No.	View	Frequency	Percent	Angle
1	Strongly Agree	11	79	284.4
2	Agree	3	21	75.6
3	Disagree	0	0	0
4	Strongly Disagree	0	0	0
5	Unable to Comment	0	0	0
	Total	14	100	360



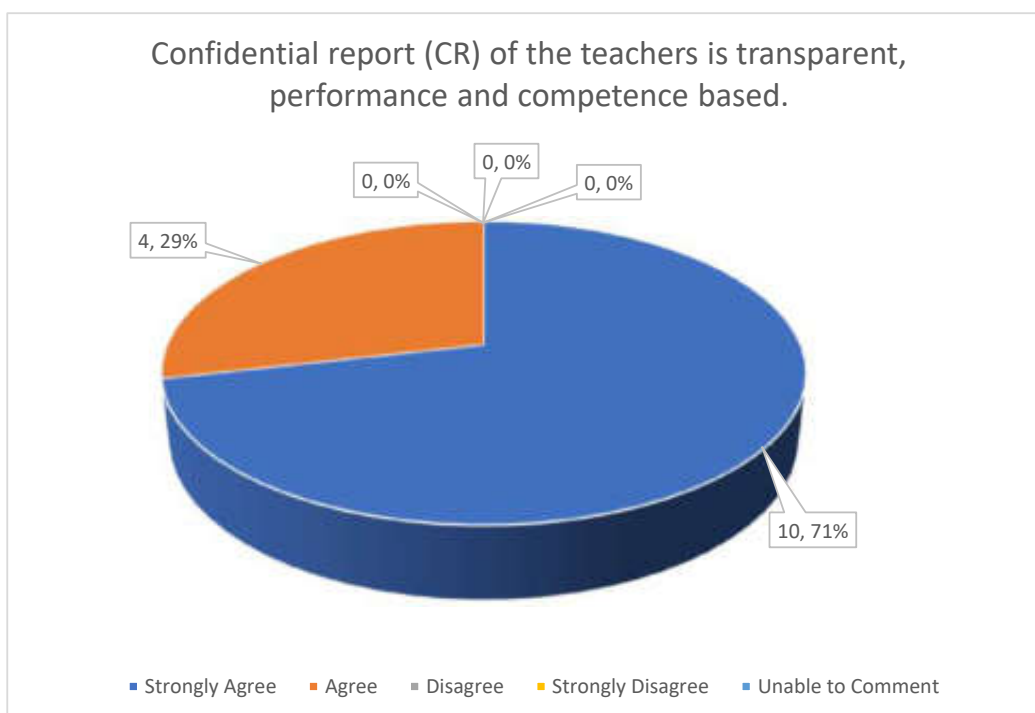
6. The institute provides enough opportunities and encouragement for pursuing research related activities.

S.No.	View	Frequency	Percent	Angle
1	Strongly Agree	3	21.4	77.04
2	Agree	11	78.6	282.96
3	Disagree	0	0	0
4	Strongly Disagree	0	0	0
5	Unable to Comment	0	0	0
	Total	14	100	360



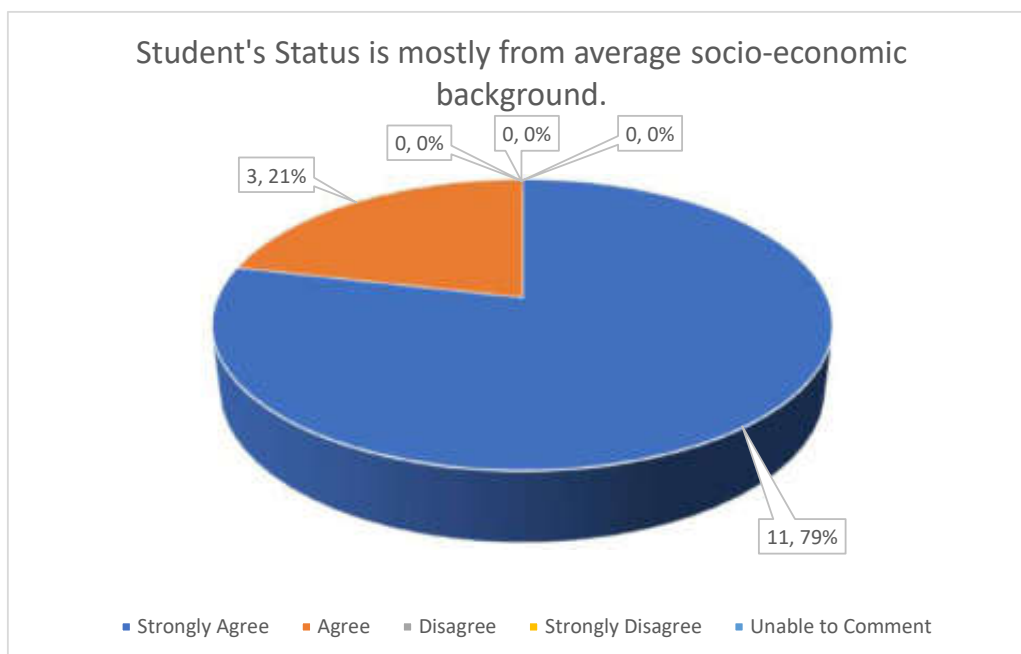
7. Confidential report (CR) of the teachers is transparent, performance and competence based.

S.No.	View	Frequency	Percent	Angle
1	Strongly Agree	10	71.4	257.04
2	Agree	4	28.6	102.96
3	Disagree	0	0	0
4	Strongly Disagree	0	0	0
5	Unable to Comment	0	0	0
	Total	14	100	360



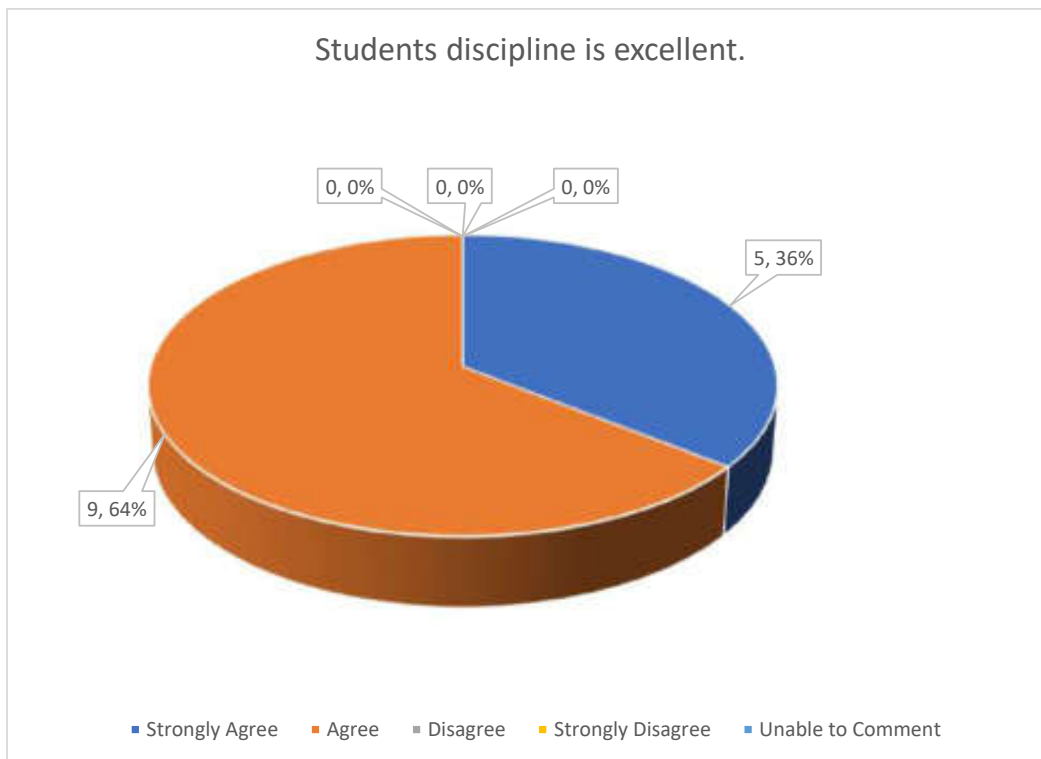
8. Student's Status is mostly from average socio-economic background.

S.No.	View	Frequency	Percent	Angle
1	Strongly Agree	11	78.6	282.96
2	Agree	3	21.4	77.04
3	Disagree	0	0	0
4	Strongly Disagree	0	0	0
5	Unable to Comment	0	0	0
	Total	14	100	360



9. Students discipline is excellent.

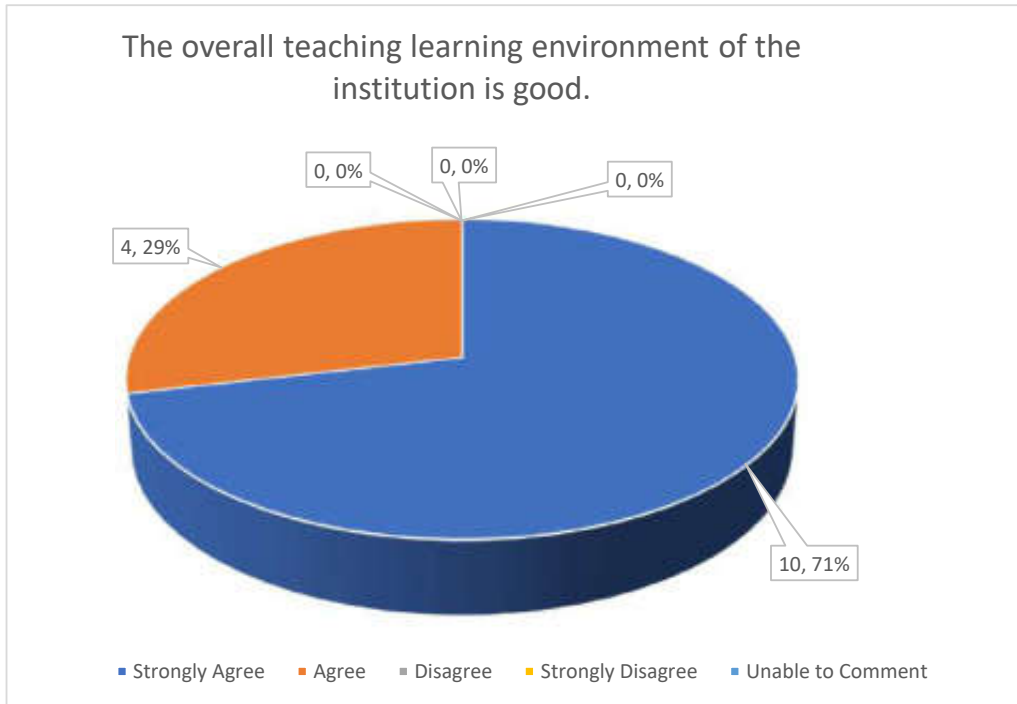
S.No.	View	Frequency	Percent	Angle
1	Strongly Agree	5	35.7	128.52
2	Agree	9	64.3	231.48
3	Disagree	0	0	0
4	Strongly Disagree	0	0	0
5	Unable to Comment	0	0	0
	Total	14	100	360



10. The overall teaching learning environment of the institution is good.

S.No.	View	Frequency	Percent	Angle
1	Strongly Agree	10	71.4	257.04
2	Agree	4	28.6	102.96

3	Disagree	0	0	0
4	Strongly Disagree	0	0	0
5	Unable to Comment	0	0	0
	Total	14	100	360



Conclusion :

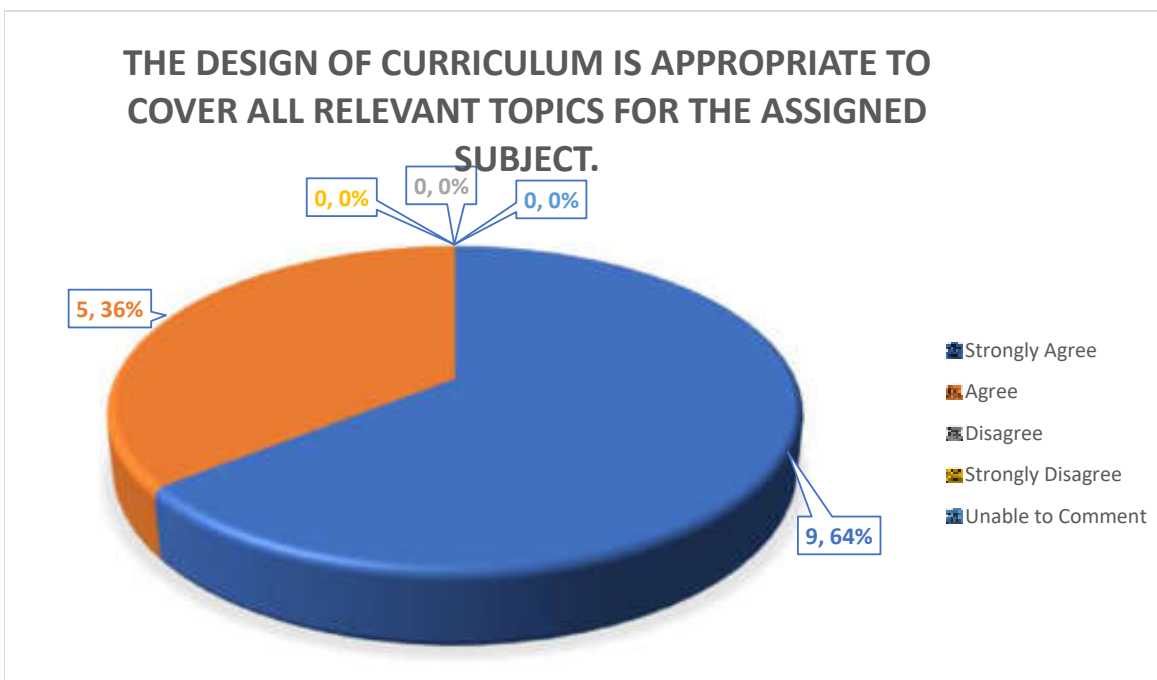
At the Analysis of the teacher's feed back it is obvious that teachers mostly agree with the point mentioned for their inputs. There are few points which need further improvement for which next steps are to be taken.

K.M.T. Govt. Girls College, Raigarh (C.G.)

Teachers Feedback Reprot
Year 2018-19

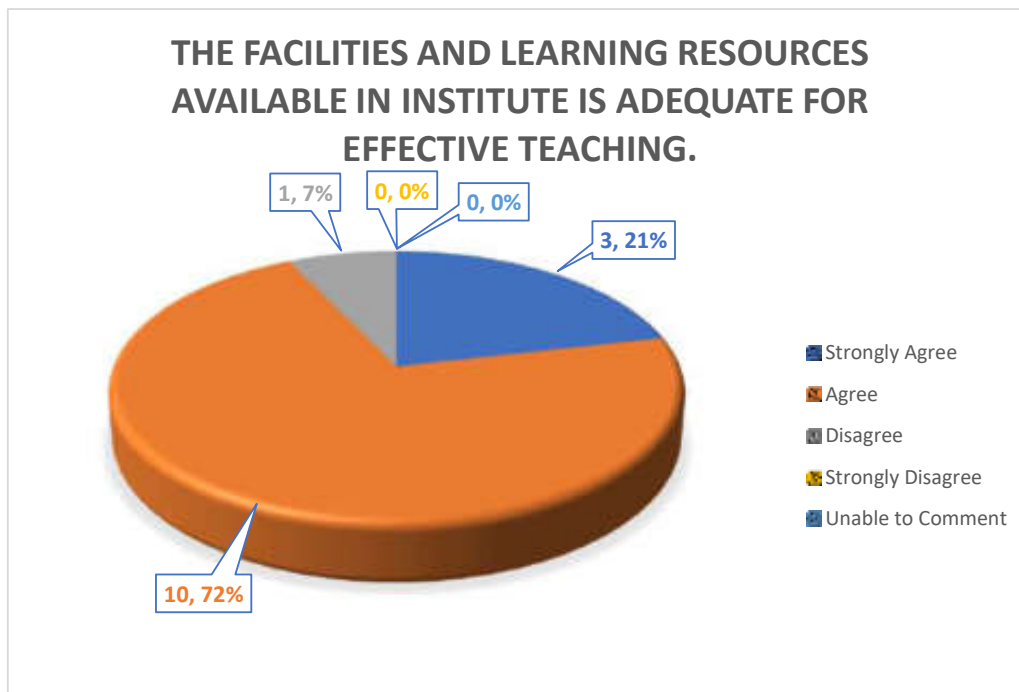
1. The design of curriculum is appropriate to cover all relevant topics for the assigned subject.

S.No.	View	Frequency	Percent	Angle
1	Strongly Agree	9	64	230.4
2	Agree	5	36	129.6
3	Disagree	0	0	0
4	Strongly Disagree	0	0	0
5	Unable to Comment	0	0	0
	Total	14	100	360



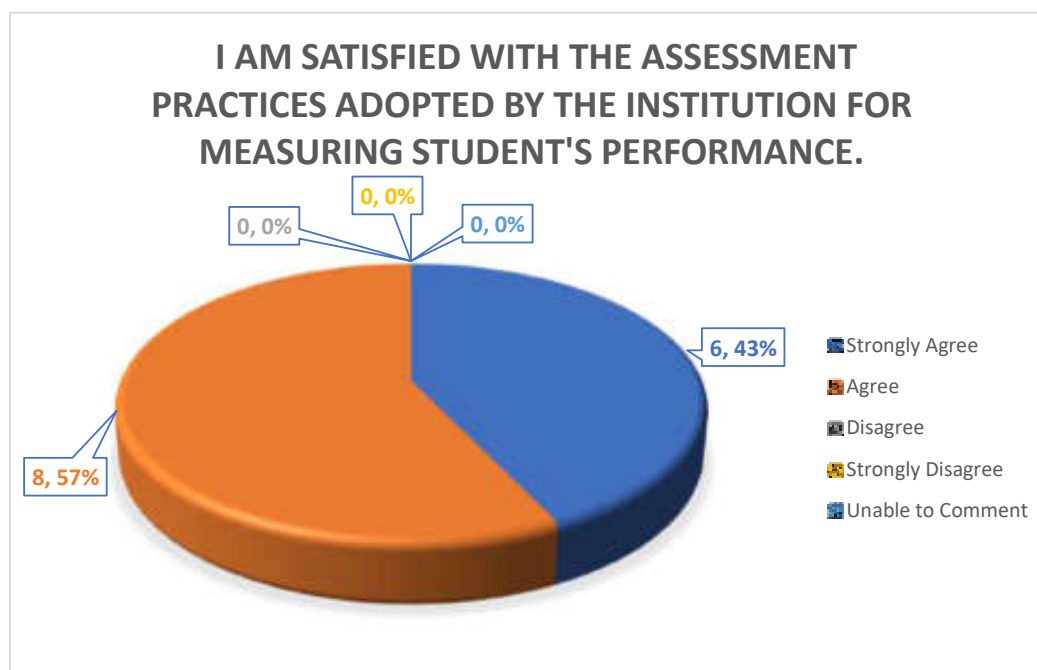
2. The facilities and learning resources available in institute is adequate for effective teaching.

S.No.	View	Frequency	Percent	Angle
1	Strongly Agree	3	21.43	77.148
2	Agree	10	71.43	257.148
3	Disagree	1	7.14	25.704
4	Strongly Disagree	0	0	0
5	Unable to Comment	0	0	0
	Total	14	100	360



3. I am satisfied with the assessment practices adopted by the institution for measuring student's performance.

S.No.	View	Frequency	Percent	Angle
1	Strongly Agree	6	43	154.8
2	Agree	8	57	205.2
3	Disagree	0	0	0
4	Strongly Disagree	0	0	0
5	Unable to Comment	0	0	0
	Total	14	100	360



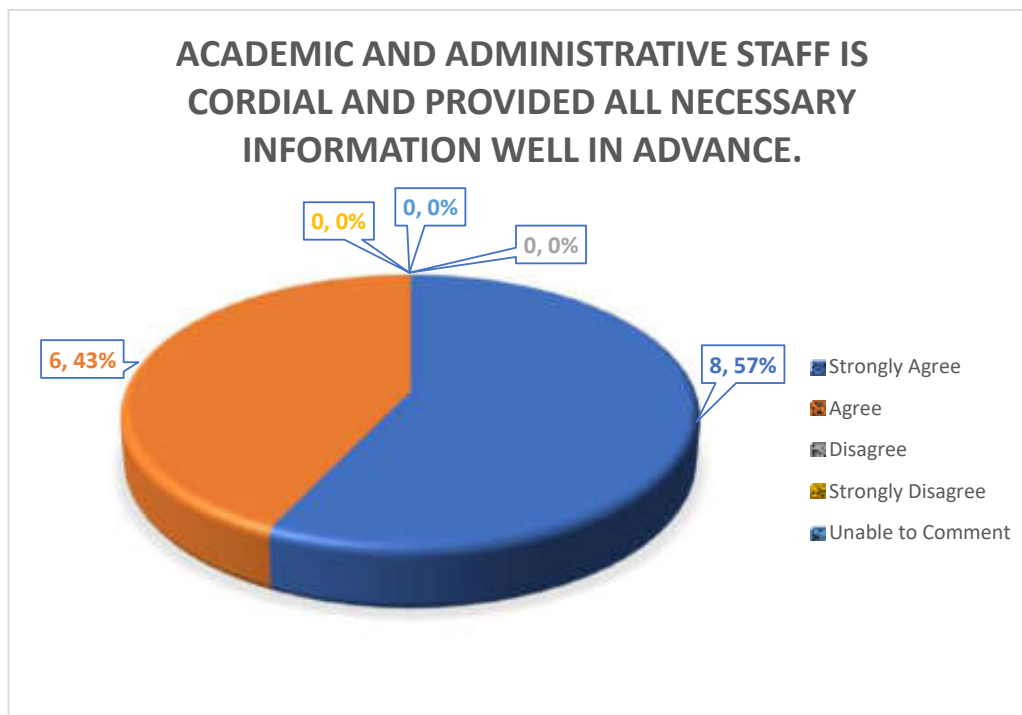
4. The institute provides enough opportunities for personal and professional growth.

S.No.	View	Frequency	Percent	Angle
1	Strongly Agree	3	21	75.6
2	Agree	9	64	230.4
3	Disagree	2	14	50.4
4	Strongly Disagree	0	0	0
5	Unable to Comment	0	0	0
	Total	14	99	356.4



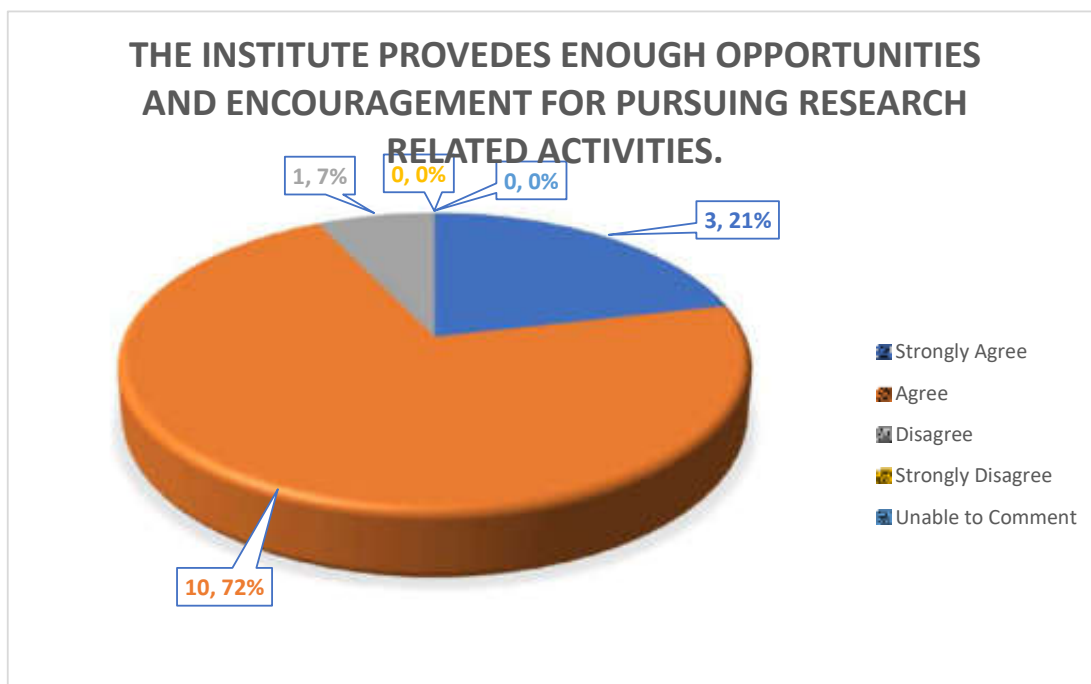
5. Academic and administrative staff is cordial and provided all necessary information well in advance.

S.No.	View	Frequency	Percent	Angle
1	Strongly Agree	8	57	205.2
2	Agree	6	43	154.8
3	Disagree	0	0	0
4	Strongly Disagree	0	0	0
5	Unable to Comment	0	0	0
	Total	14	100	360



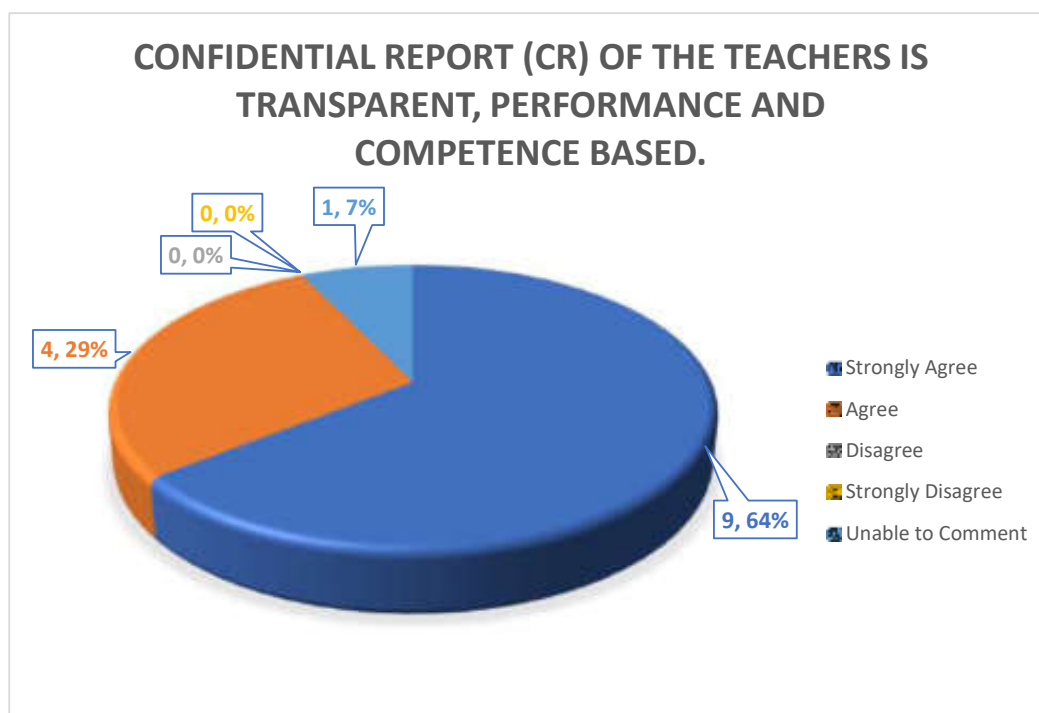
6. The institute provides enough opportunities and encouragement for pursuing research related activities.

S.No.	View	Frequency	Percent	Angle
1	Strongly Agree	3	21.4	77.04
2	Agree	10	71.4	257.04
3	Disagree	1	7.1	25.56
4	Strongly Disagree	0	0	0
5	Unable to Comment	0	0	0
	Total	14	99.9	359.64



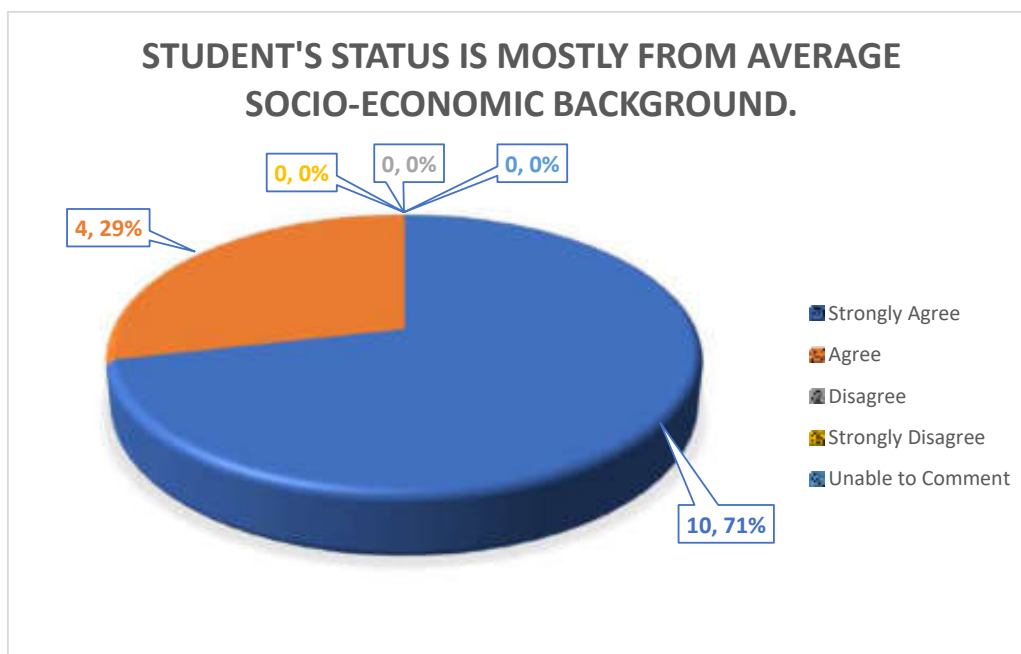
7. Confidential report (CR) of the teachers is transparent, performance and competence based.

S.No.	View	Frequency	Percent	Angle
1	Strongly Agree	9	64.3	231.48
2	Agree	4	28.6	102.96
3	Disagree	0	0	0
4	Strongly Disagree	0	0	0
5	Unable to Comment	1	7.1	25.56
	Total	14	100	360



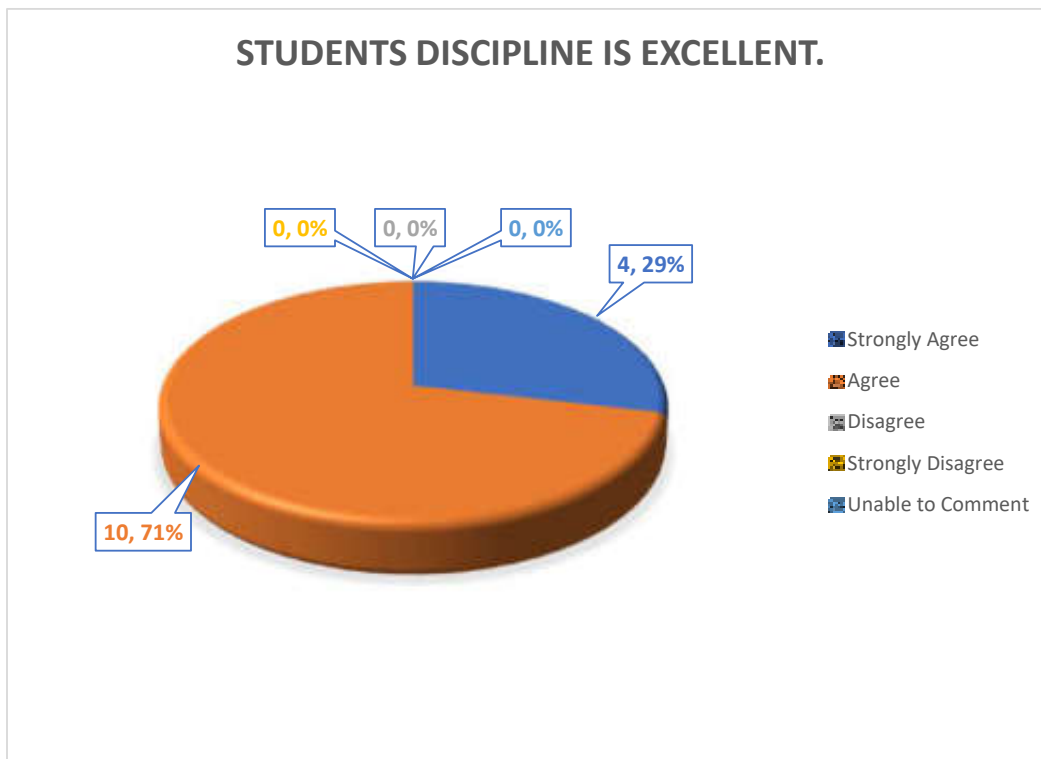
8. Student's Status is mostly from average socio-economic background.

S.No.	View	Frequency	Percent	Angle
1	Strongly Agree	10	71.4	257.04
2	Agree	4	28.6	102.96
3	Disagree	0	0	0
4	Strongly Disagree	0	0	0
5	Unable to Comment	0	0	0
	Total	14	100	360



9. Students discipline is excellent.

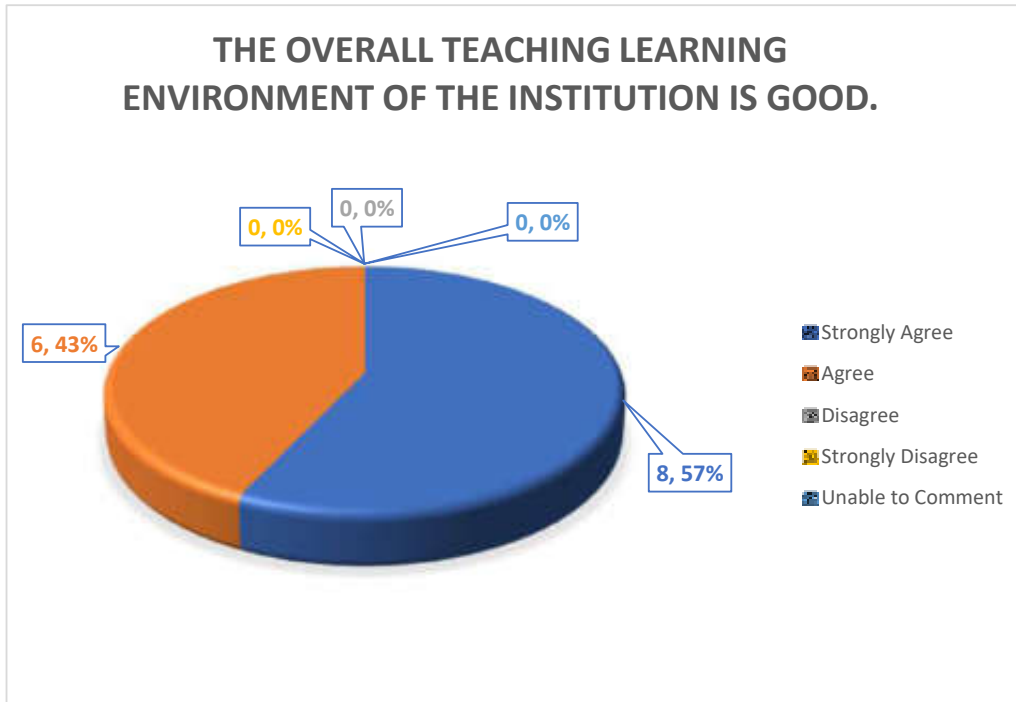
S.No.	View	Frequency	Percent	Angle
1	Strongly Agree	4	28.6	102.96
2	Agree	10	71.4	257.04
3	Disagree	0	0	0
4	Strongly Disagree	0	0	0
5	Unable to Comment	0	0	0
	Total	14	100	360



10. The overall teaching learning environment of the institution is good.

S.No.	View	Frequency	Percent	Angle
1	Strongly Agree	8	57.1	205.56
2	Agree	6	42.9	154.44

3	Disagree	0	0	0
4	Strongly Disagree	0	0	0
5	Unable to Comment	0	0	0
	Total	14	100	360



Conclusion :

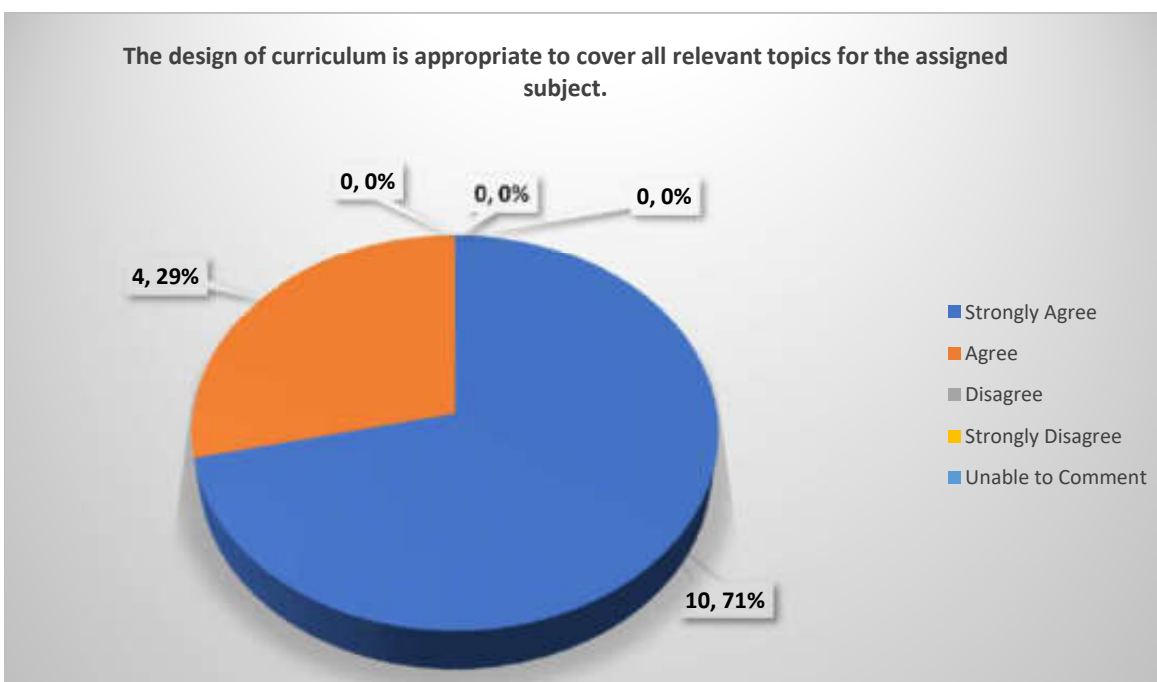
At the Analysis of the teacher's feed back it is obvious that teachers mostly agree with the point mentioned for their inputs. There are few points which need further improvement for which new steps are to be taken.

K.M.T. Govt. Girls College, Raigarh (C.G.)

Teachers Feedback Reprot
Year 2017-18

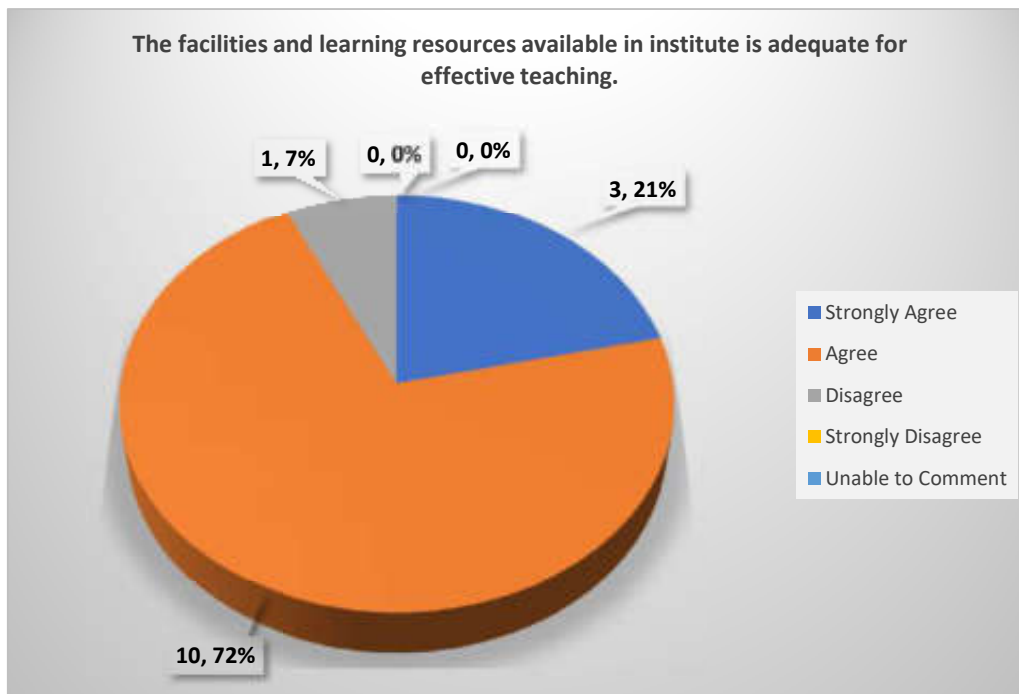
1. The design of curriculum is appropriate to cover all relevant topics for the assigned subject.

S.No.	View	Frequency	Percent	Angle
1	Strongly Agree	10	71	255.6
2	Agree	4	29	104.4
3	Disagree	0	0	0
4	Strongly Disagree	0	0	0
5	Unable to Comment	0	0	0
	Total	14	100	360



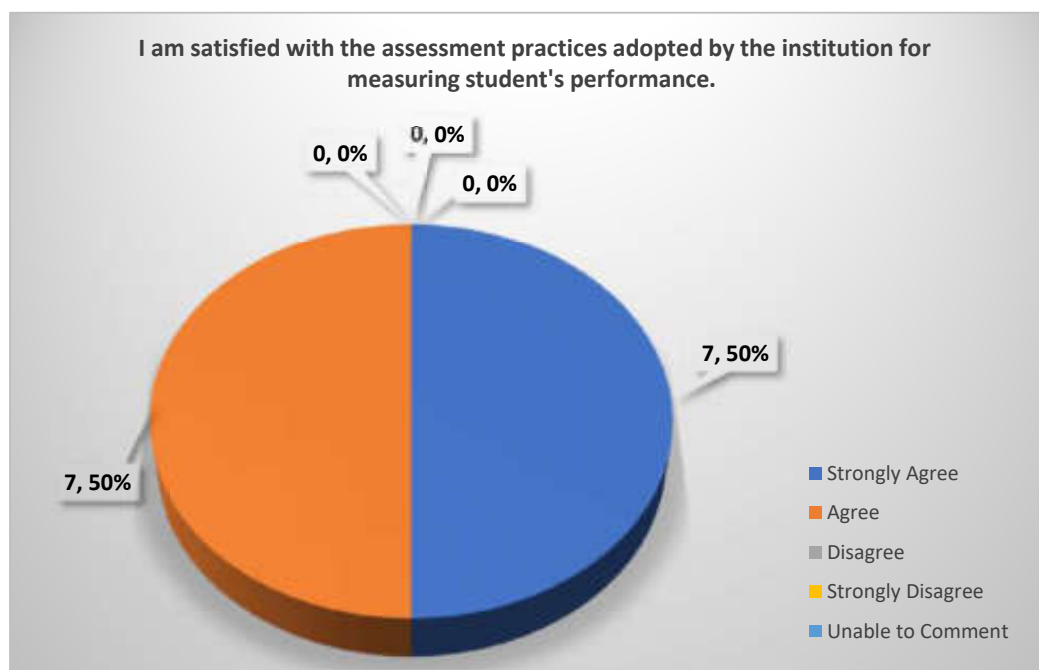
2. The facilities and learning resources available in institute is adequate for effective teaching.

S.No.	View	Frequency	Percent	Angle
1	Strongly Agree	3	21.43	77.148
2	Agree	10	71.43	257.148
3	Disagree	1	7.14	25.704
4	Strongly Disagree	0	0	0
5	Unable to Comment	0	0	0
	Total	14	100	360



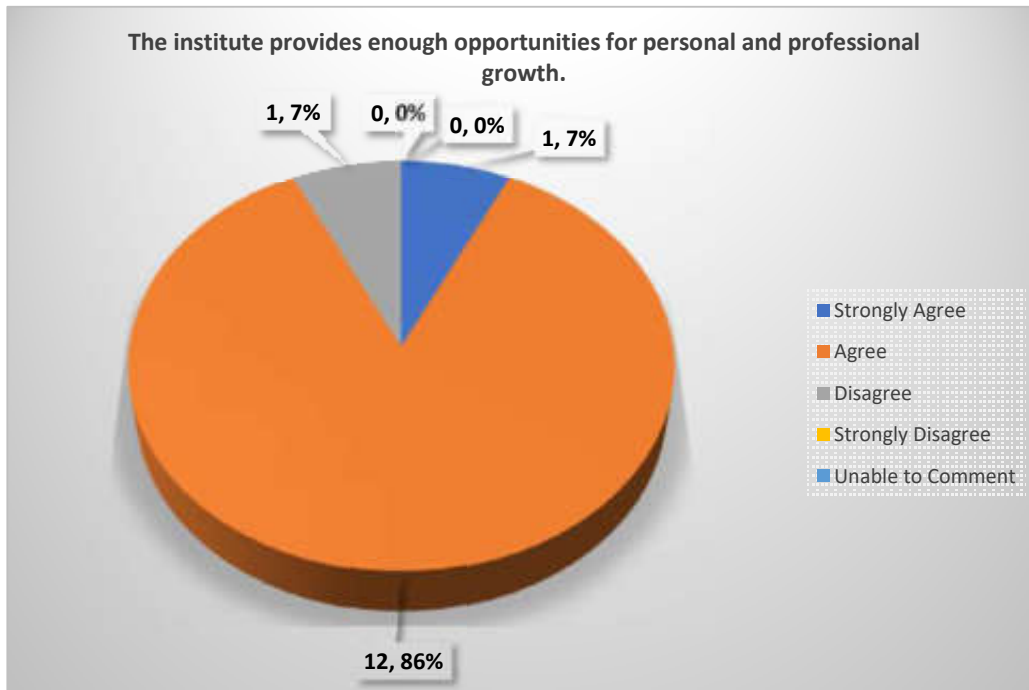
3. I am satisfied with the assessment practices adopted by the institution for measuring student's performance.

S.No.	View	Frequency	Percent	Angle
1	Strongly Agree	7	50	180
2	Agree	7	50	180
3	Disagree	0	0	0
4	Strongly Disagree	0	0	0
5	Unable to Comment	0	0	0
	Total	14	100	360



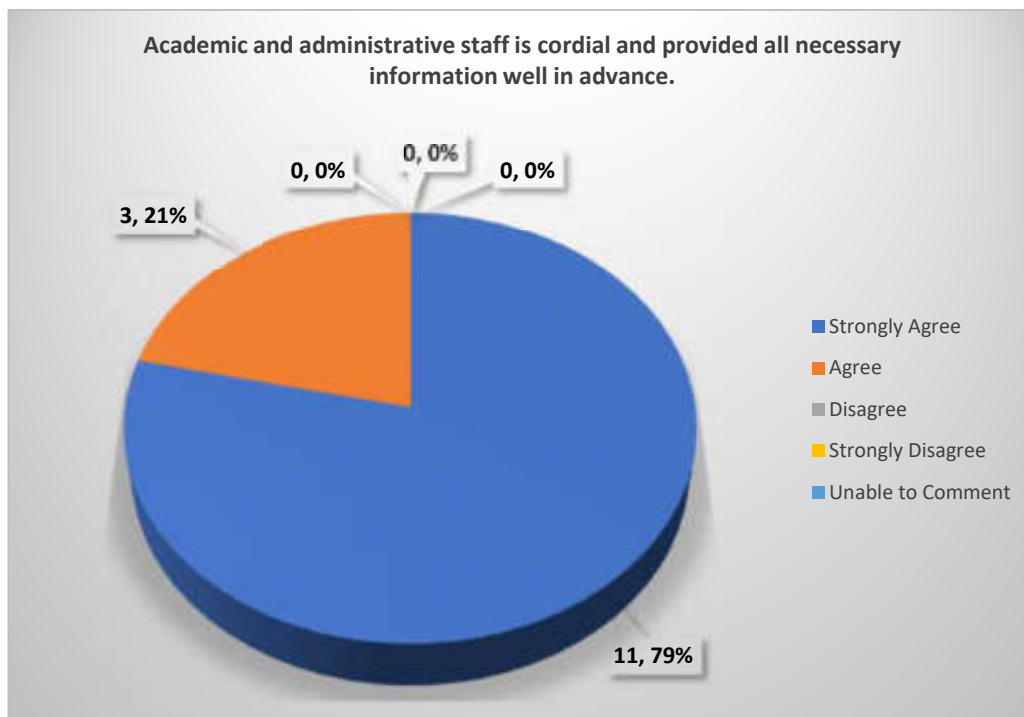
4. The institute provides enough opportunities for personal and professional growth.

S.No.	View	Frequency	Percent	Angle
1	Strongly Agree	1	7	25.2
2	Agree	12	86	309.6
3	Disagree	1	7	25.2
4	Strongly Disagree	0	0	0
5	Unable to Comment	0	0	0
	Total	14	100	360



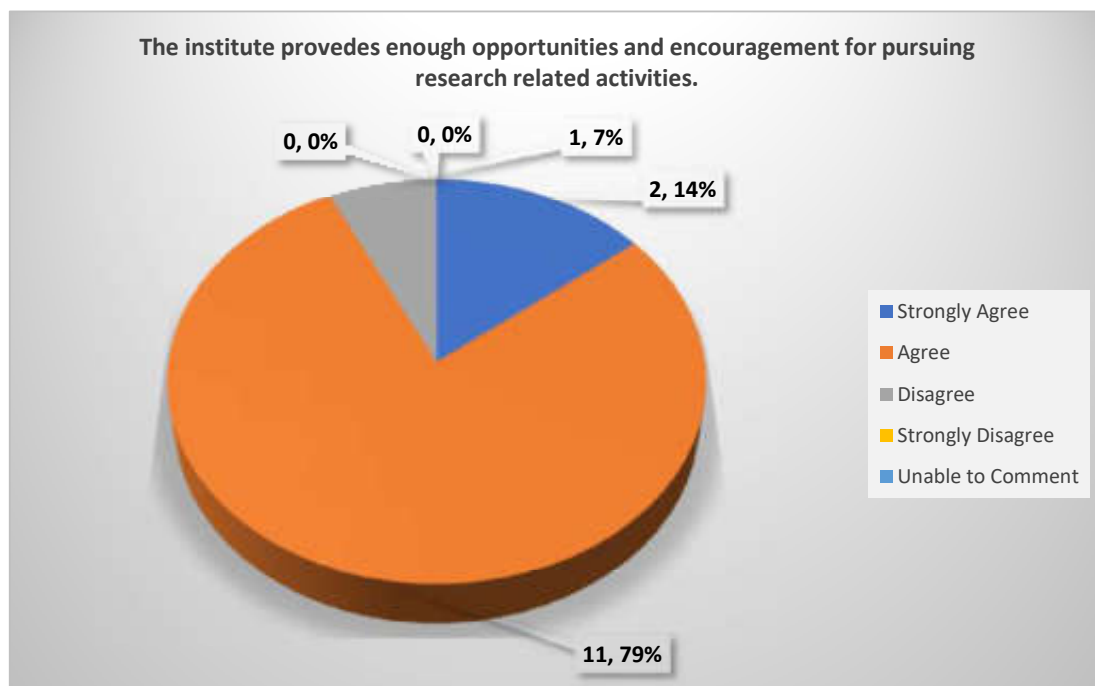
5. Academic and administrative staff is cordial and provided all necessary information well in advance.

S.No.	View	Frequency	Percent	Angle
1	Strongly Agree	11	79	284.4
2	Agree	3	21	75.6
3	Disagree	0	0	0
4	Strongly Disagree	0	0	0
5	Unable to Comment	0	0	0
	Total	14	100	360



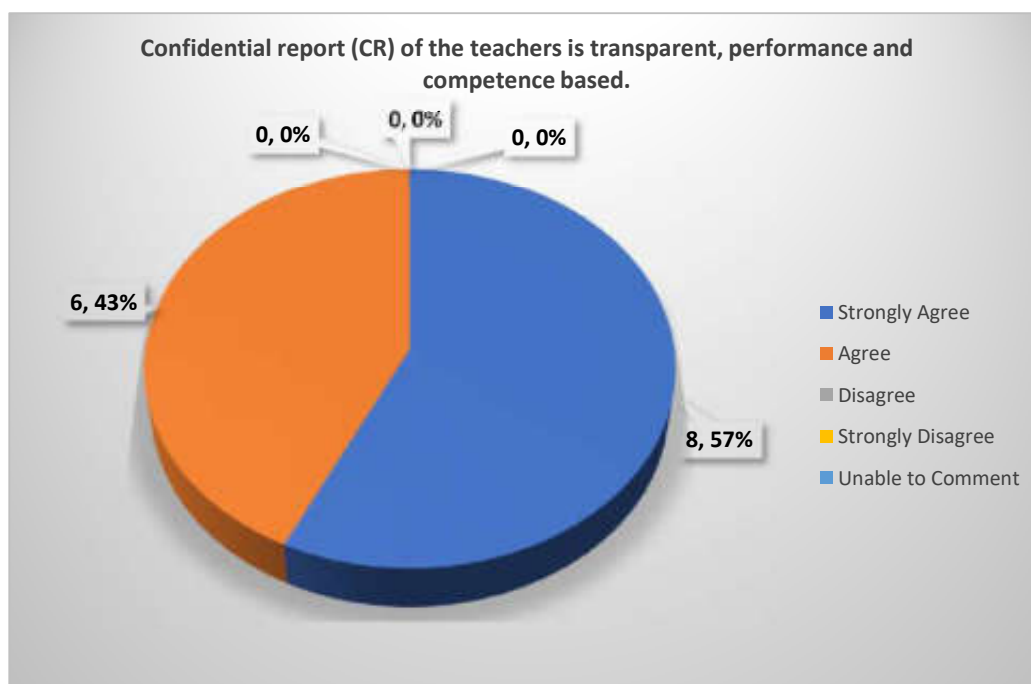
6. The institute provides enough opportunities and encouragement for pursuing research related activities.

S.No.	View	Frequency	Percent	Angle
1	Strongly Agree	2	14.3	51.48
2	Agree	11	78.6	282.96
3	Disagree	1	7.1	25.56
4	Strongly Disagree	0	0	0
5	Unable to Comment	0	0	0
	Total	14	100	360



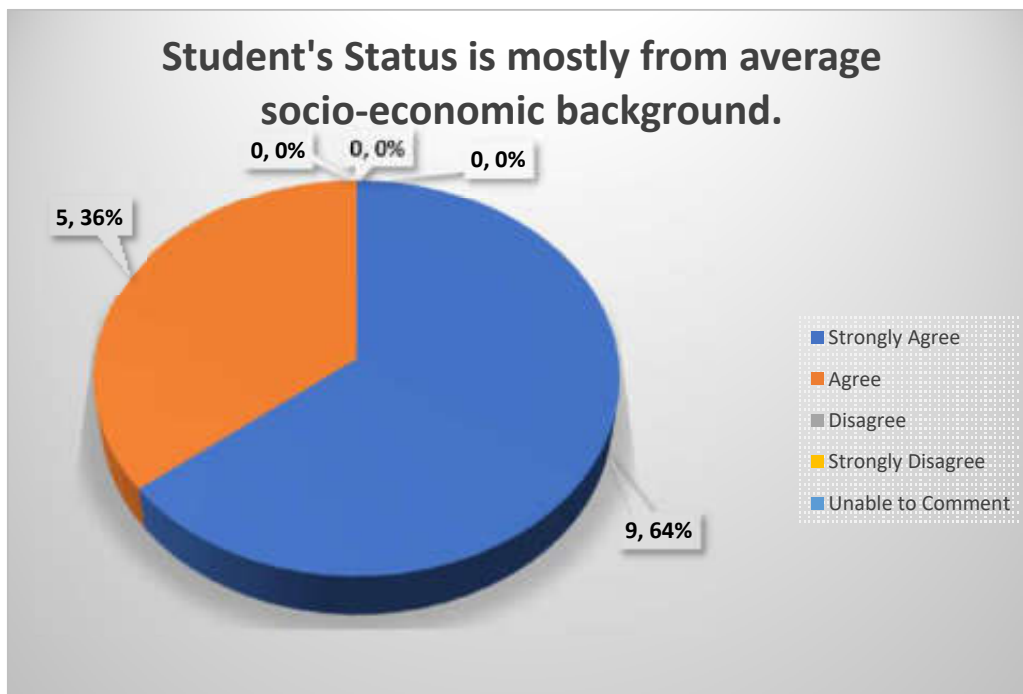
7. Confidential report (CR) of the teachers is transparent, performance and competence based.

S.No.	View	Frequency	Percent	Angle
1	Strongly Agree	8	57.1	205.56
2	Agree	6	42.9	154.44
3	Disagree	0	0	0
4	Strongly Disagree	0	0	0
5	Unable to Comment	0	0	0
	Total	14	100	360



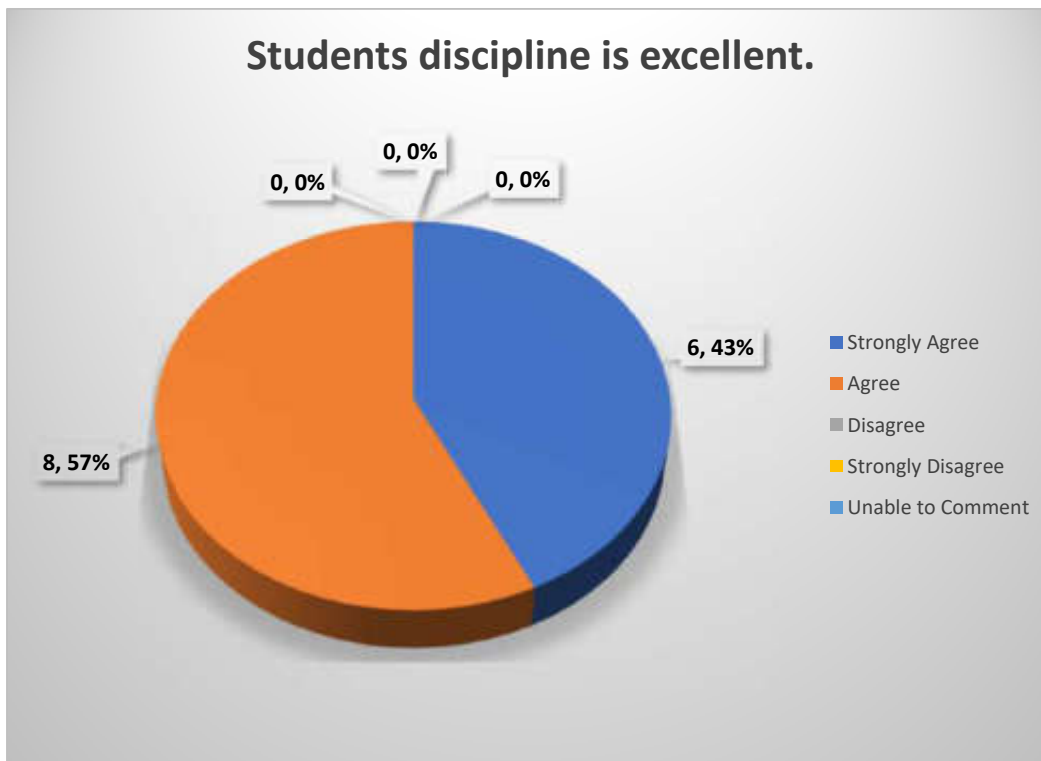
8. Student's Status is mostly from average socio-economic background.

S.No.	View	Frequency	Percent	Angle
1	Strongly Agree	9	64.3	231.48
2	Agree	5	35.7	128.52
3	Disagree	0	0	0
4	Strongly Disagree	0	0	0
5	Unable to Comment	0	0	0
	Total	14	100	360



9. Students discipline is excellent.

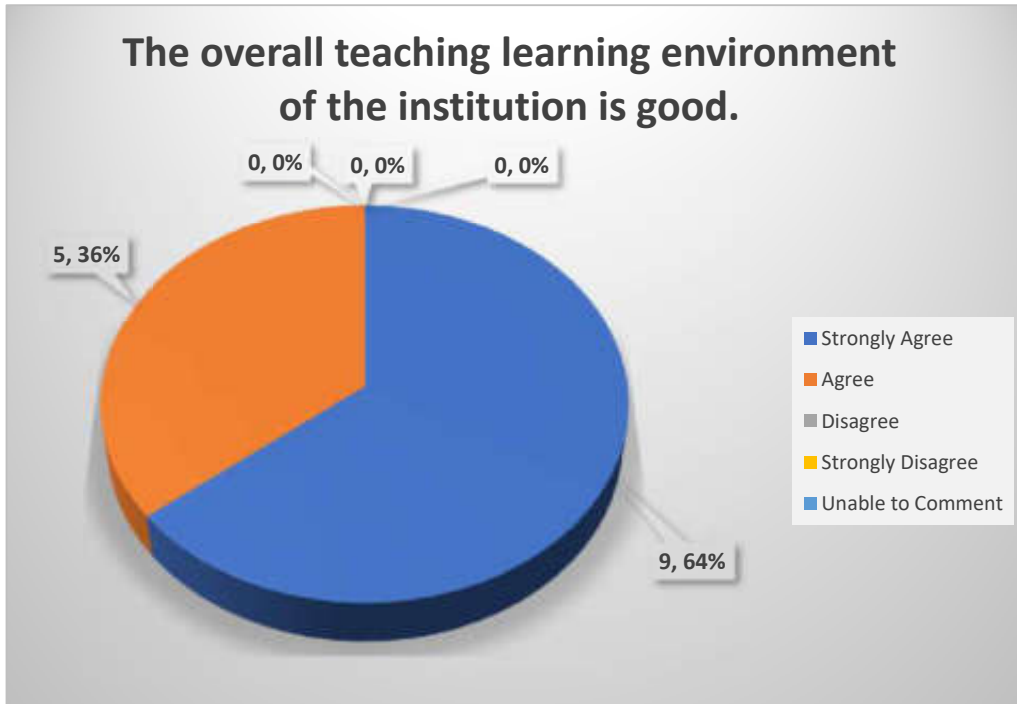
S.No.	View	Frequency	Percent	Angle
1	Strongly Agree	6	42.9	154.44
2	Agree	8	57.1	205.56
3	Disagree	0	0	0
4	Strongly Disagree	0	0	0
5	Unable to Comment	0	0	0
	Total	14	100	360



10. The overall teaching learning environment of the institution is good.

S.No.	View	Frequency	Percent	Angle
1	Strongly Agree	9	64.3	231.48
2	Agree	5	35.7	128.52

3	Disagree	0	0	0
4	Strongly Disagree	0	0	0
5	Unable to Comment	0	0	0
	Total	14	100	360



Conclusion :

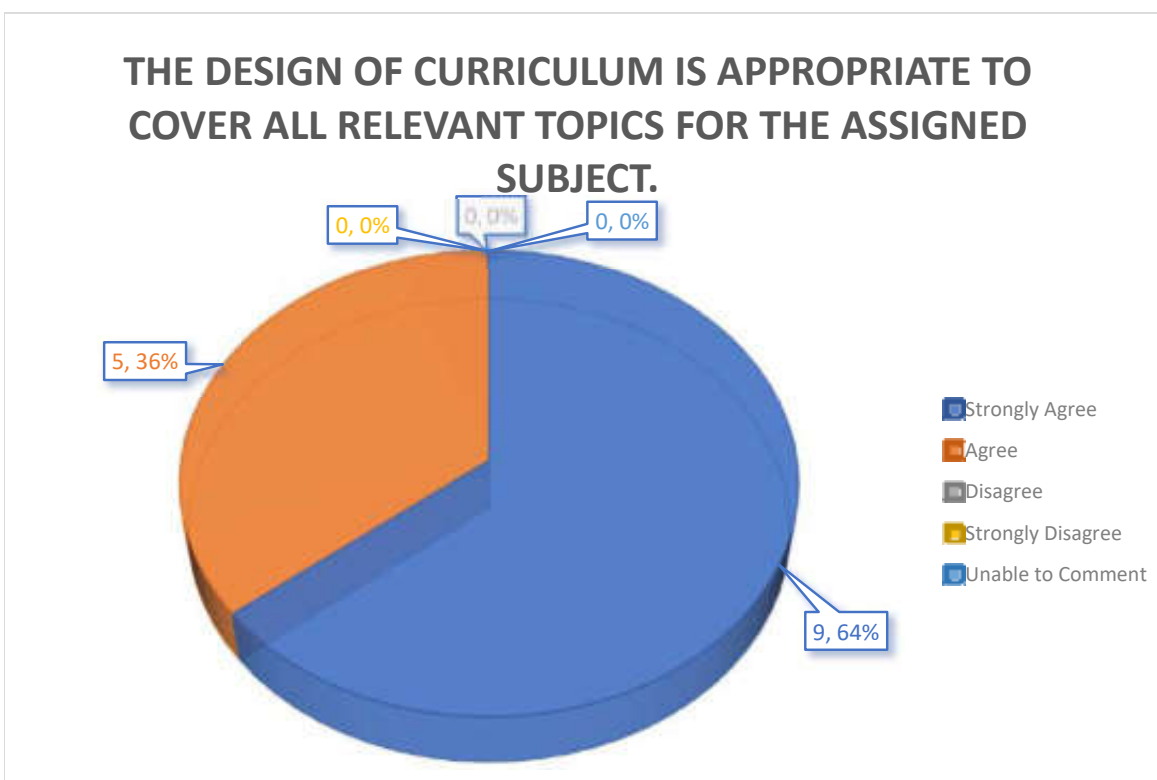
At the Analysis of the teacher's feed back it is obvious that teachers mostly agree with the point mentioned for their inputs. There are few points which need further improvement for which new steps are to be taken.

K.M.T. Govt. Girls College, Raigarh (C.G.)

Teachers Feedback Reprot
Year 2020-21

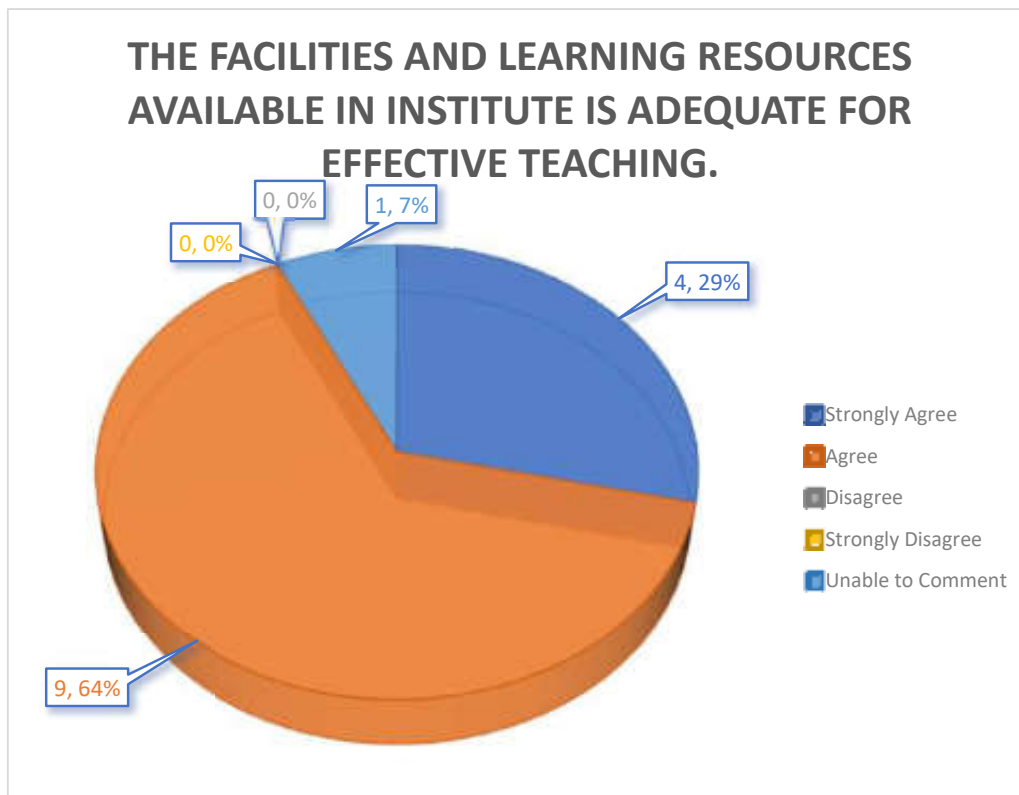
1. The design of curriculum is appropriate to cover all relevant topics for the assigned subject.

S.No.	View	Frequency	Percent	Angle
1	Strongly Agree	9	64	230.4
2	Agree	5	36	129.6
3	Disagree	0	0	0
4	Strongly Disagree	0	0	0
5	Unable to Comment	0	0	0
	Total	14	100	360



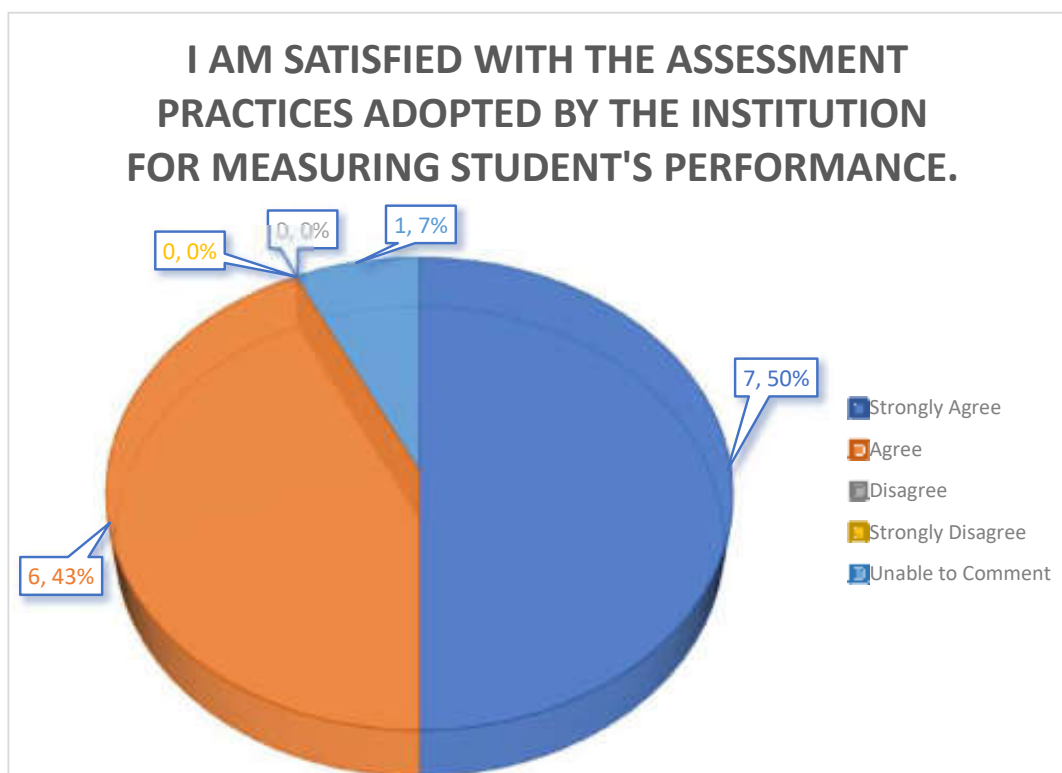
2. The facilities and learning resources available in institute is adequate for effective teaching.

S.No.	View	Frequency	Percent	Angle
1	Strongly Agree	4	28.57	102.852
2	Agree	9	64.29	231.444
3	Disagree	0	0	0
4	Strongly Disagree	0	0	0
5	Unable to Comment	1	7.14	25.704
	Total	14	100	360



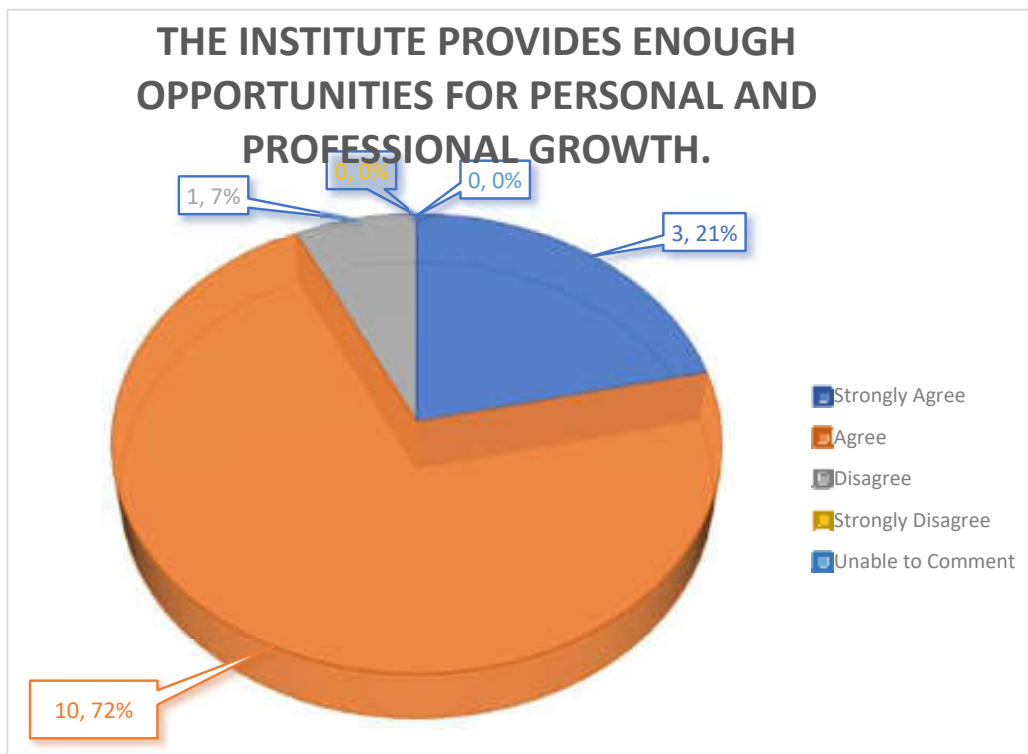
3. I am satisfied with the assessment practices adopted by the institution for measuring student's performance.

S.No.	View	Frequency	Percent	Angle
1	Strongly Agree	7	50	180
2	Agree	6	43	154.8
3	Disagree	0	0	0
4	Strongly Disagree	0	0	0
5	Unable to Comment	1	7	25.2
	Total	14	100	360



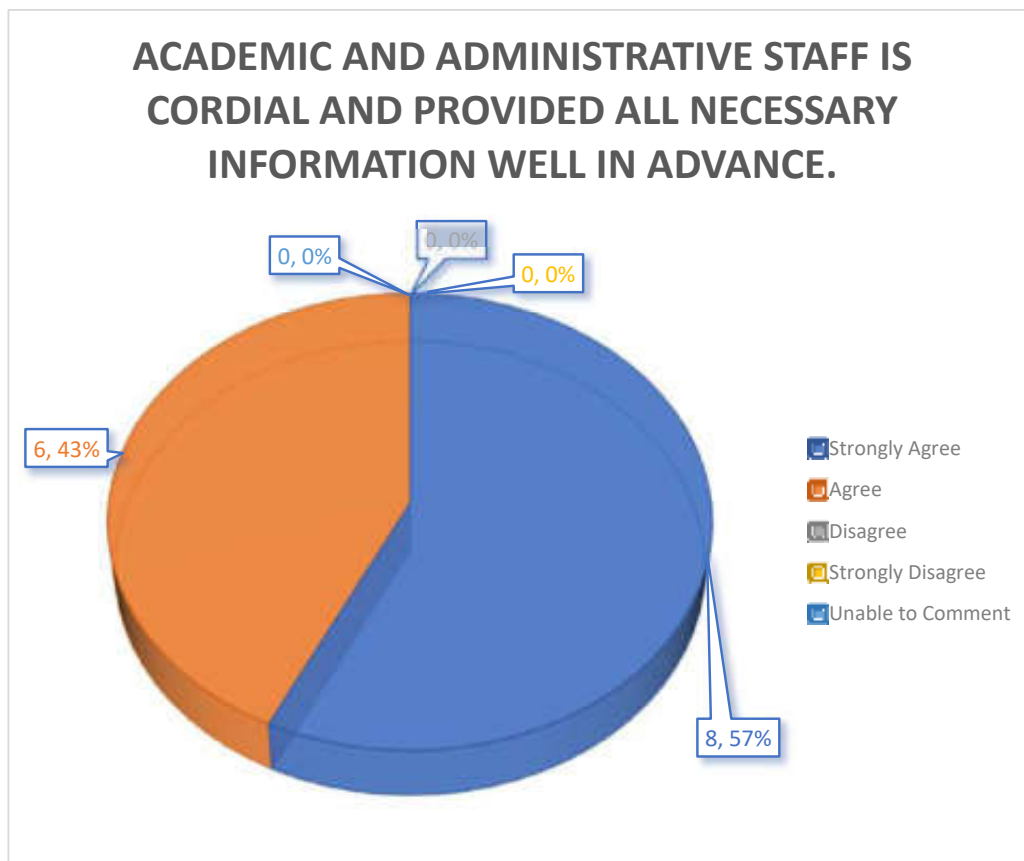
4. The institute provides enough opportunities for personal and professional growth.

S.No.	View	Frequency	Percent	Angle
1	Strongly Agree	3	21.4	77.04
2	Agree	10	71.4	257.04
3	Disagree	1	7.1	25.56
4	Strongly Disagree	0	0	0
5	Unable to Comment	0	0	0
	Total	14	99.9	359.64



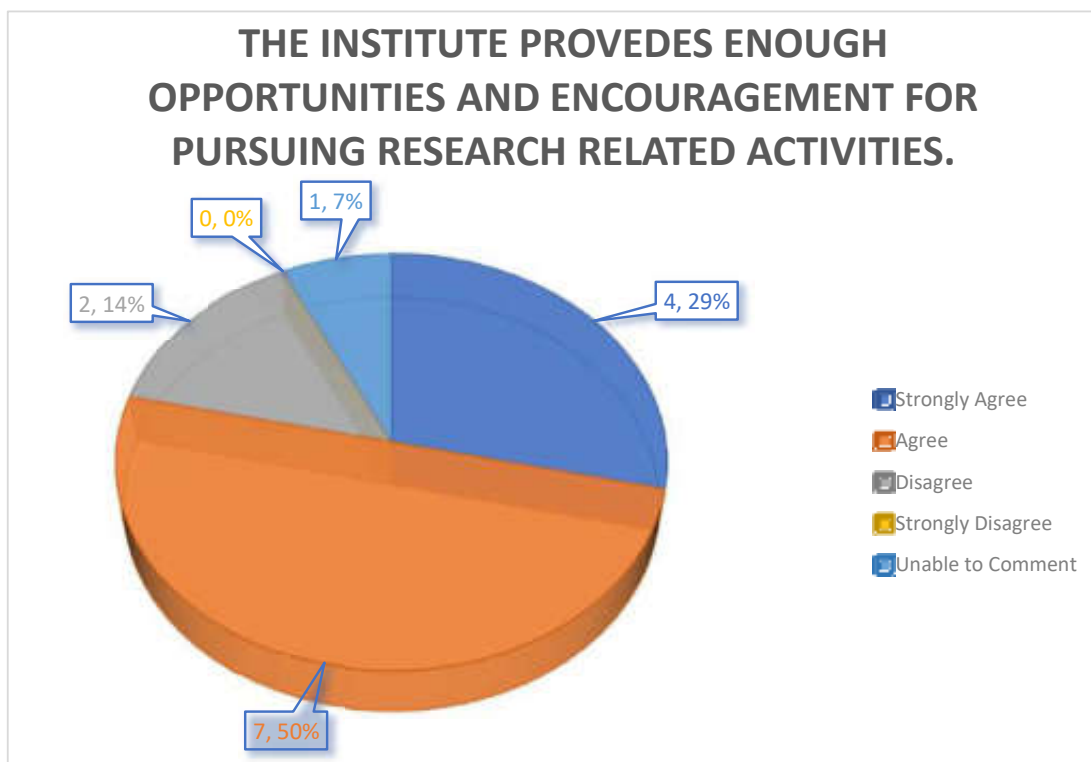
5. Academic and administrative staff is cordial and provided all necessary information well in advance.

S.No.	View	Frequency	Percent	Angle
1	Strongly Agree	8	57	205.2
2	Agree	6	43	154.8
3	Disagree	0	0	0
4	Strongly Disagree	0	0	0
5	Unable to Comment	0	0	0
	Total	14	100	360



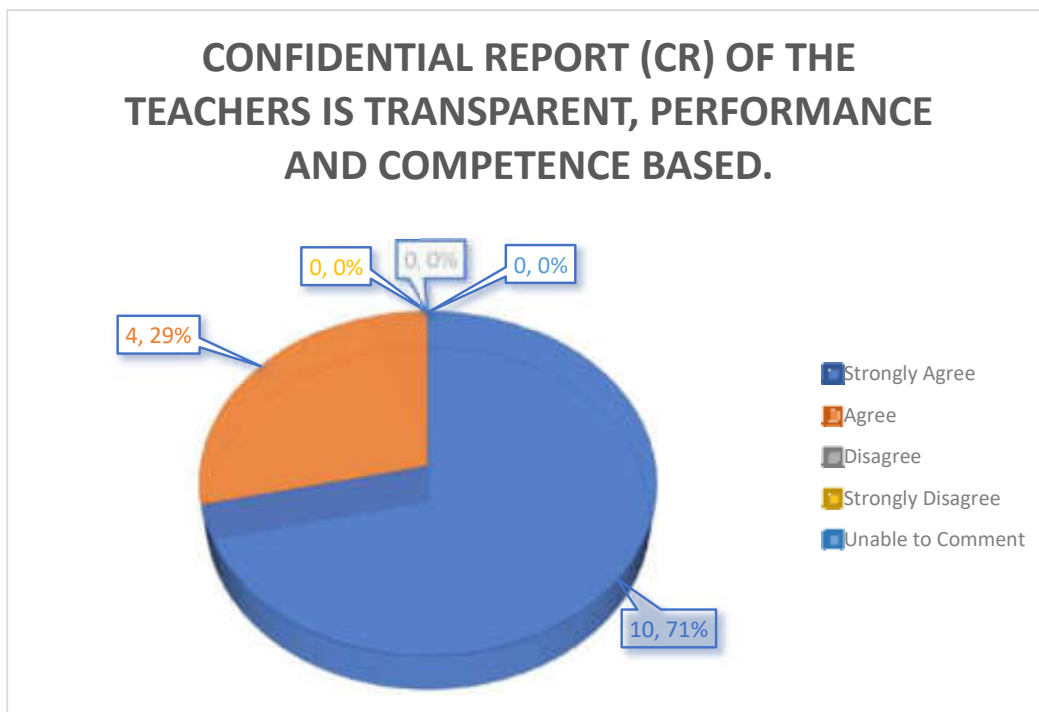
6. The institute provides enough opportunities and encouragement for pursuing research related activities.

S.No.	View	Frequency	Percent	Angle
1	Strongly Agree	4	28.6	102.96
2	Agree	7	50	180
3	Disagree	2	14.3	51.48
4	Strongly Disagree	0	0	0
5	Unable to Comment	1	7.1	25.56
	Total	14	100	360



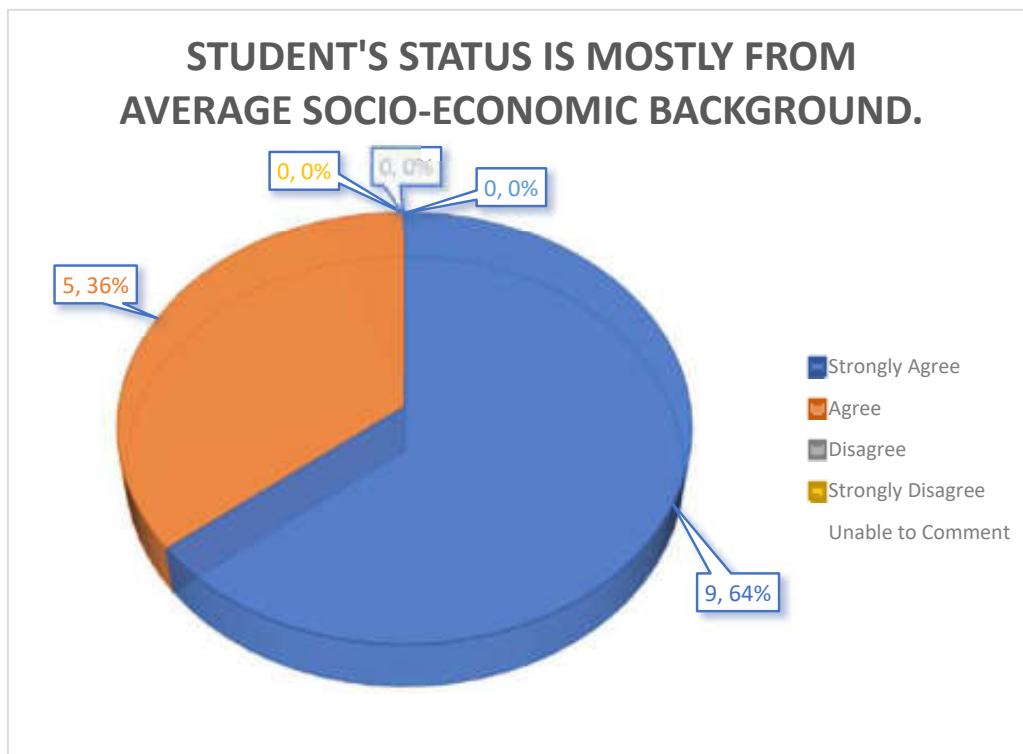
7. Confidential report (CR) of the teachers is transparent, performance and competence based.

S.No.	View	Frequency	Percent	Angle
1	Strongly Agree	10	71.4	257.04
2	Agree	4	28.6	102.96
3	Disagree	0	0	0
4	Strongly Disagree	0	0	0
5	Unable to Comment	0	0	0
	Total	14	100	360



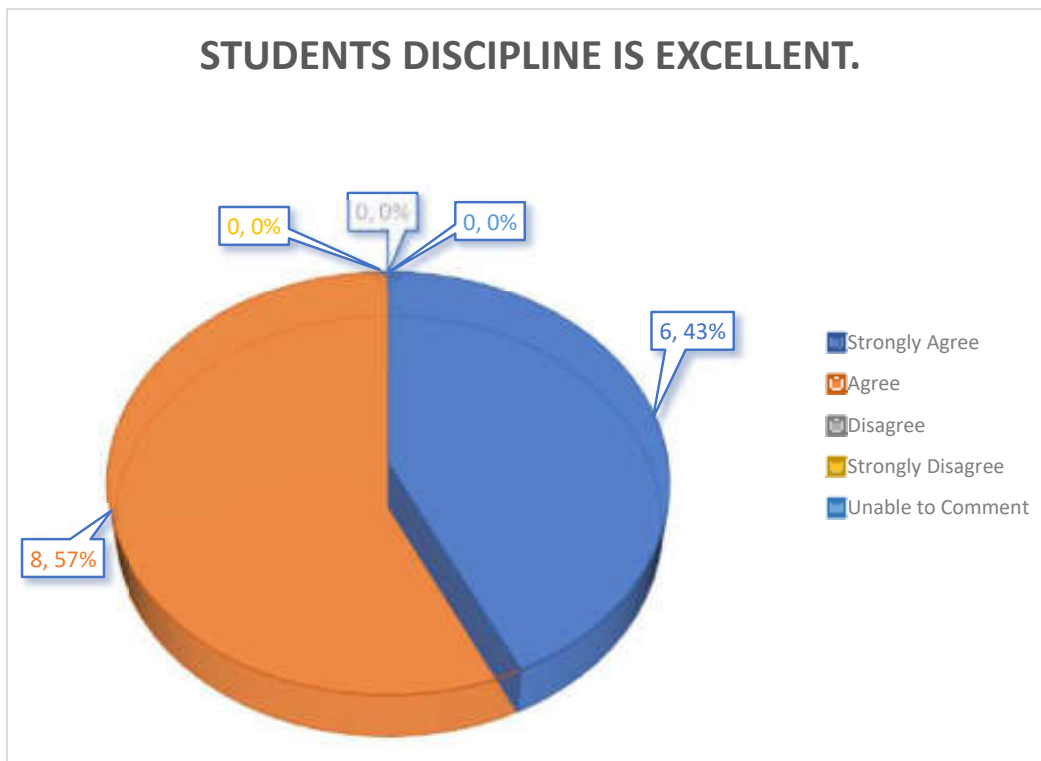
8. Student's Status is mostly from average socio-economic background.

S.No.	View	Frequency	Percent	Angle
1	Strongly Agree	9	64.3	231.48
2	Agree	5	35.7	128.52
3	Disagree	0	0	0
4	Strongly Disagree	0	0	0
5	Unable to Comment	0	0	0
	Total	14	100	360



9. Students discipline is excellent.

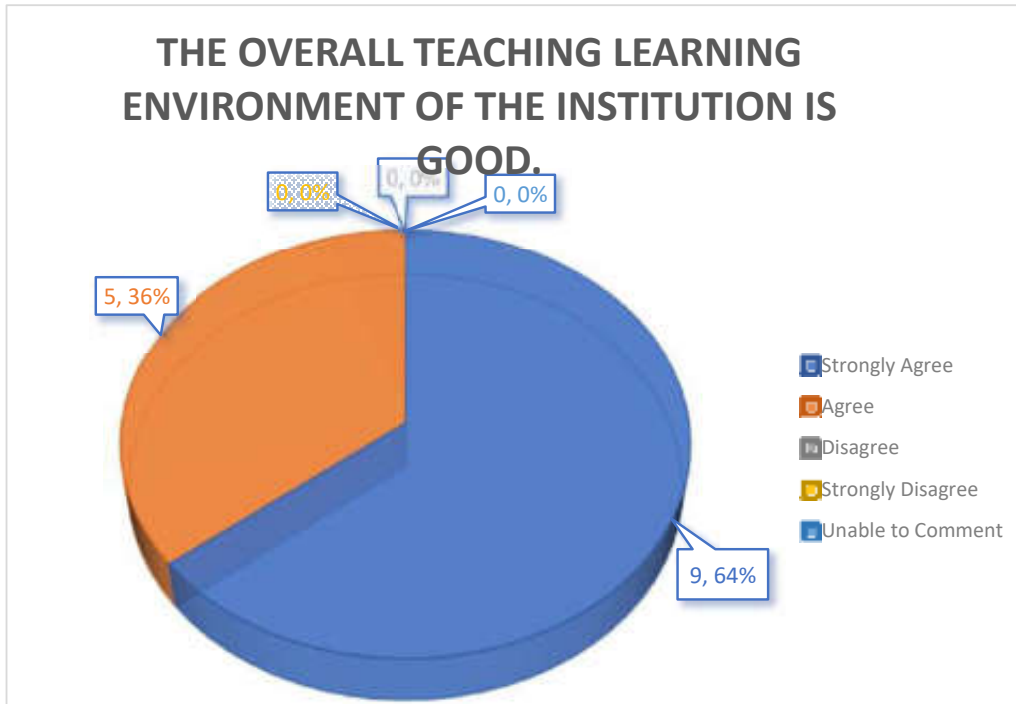
S.No.	View	Frequency	Percent	Angle
1	Strongly Agree	6	42.9	154.44
2	Agree	8	57.1	205.56
3	Disagree	0	0	0
4	Strongly Disagree	0	0	0
5	Unable to Comment	0	0	0
	Total	14	100	360



10. The overall teaching learning environment of the institution is good.

S.No.	View	Frequency	Percent	Angle
1	Strongly Agree	9	64.3	231.48
2	Agree	5	35.7	128.52

3	Disagree	0	0	0
4	Strongly Disagree	0	0	0
5	Unable to Comment	0	0	0
	Total	14	100	360



Conclusion :

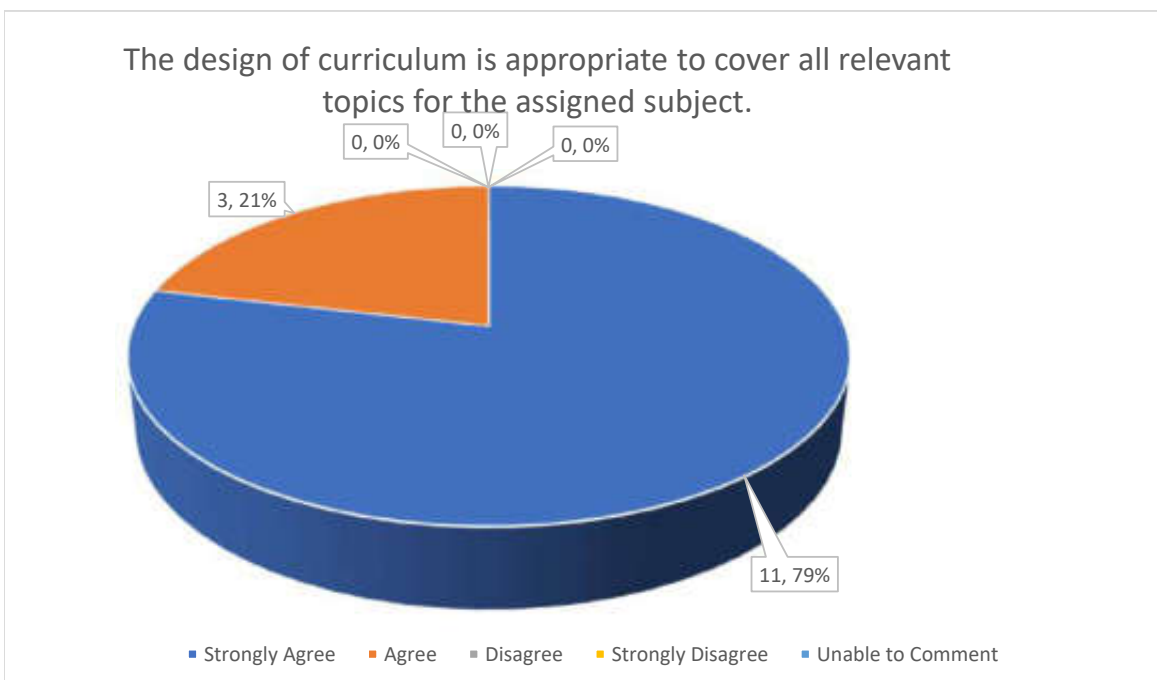
At the Analysis of the teacher's feed back it is obvious that teachers mostly agree with the point mentioned for their inputs. There are few points which need further improvement for which new steps are to be taken.

K.M.T. Govt. Girls College, Raigarh (C.G.)

Teachers Feedback Reprot
Year 2019-20

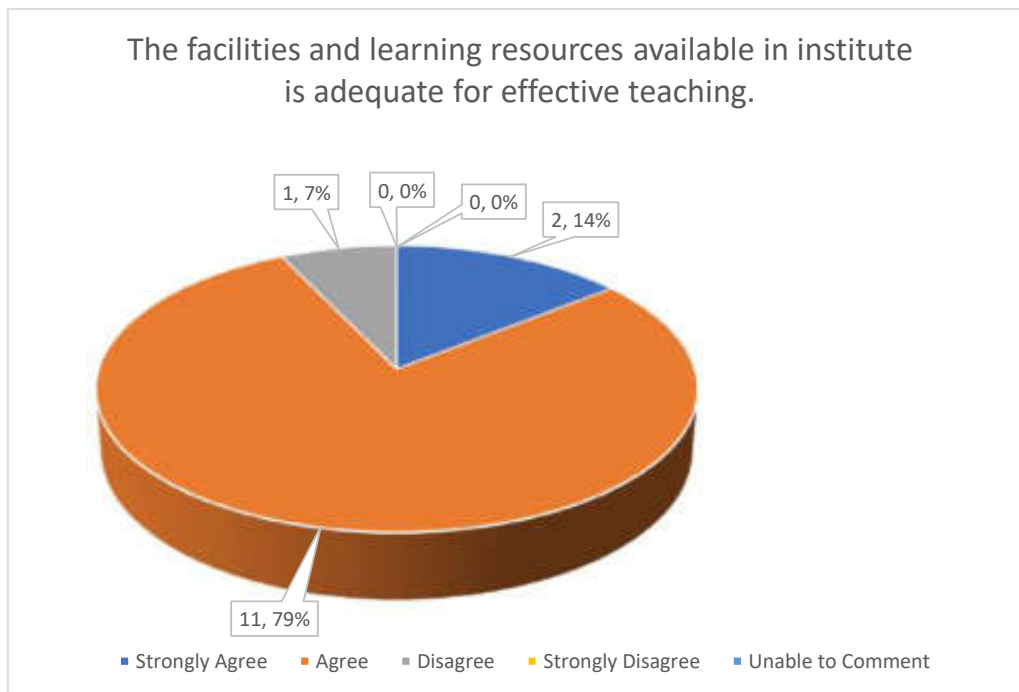
1. The design of curriculum is appropriate to cover all relevant topics for the assigned subject.

S.No.	View	Frequency	Percent	Angle
1	Strongly Agree	11	79	284.4
2	Agree	3	21	75.6
3	Disagree	0	0	0
4	Strongly Disagree	0	0	0
5	Unable to Comment	0	0	0
	Total	14	100	360



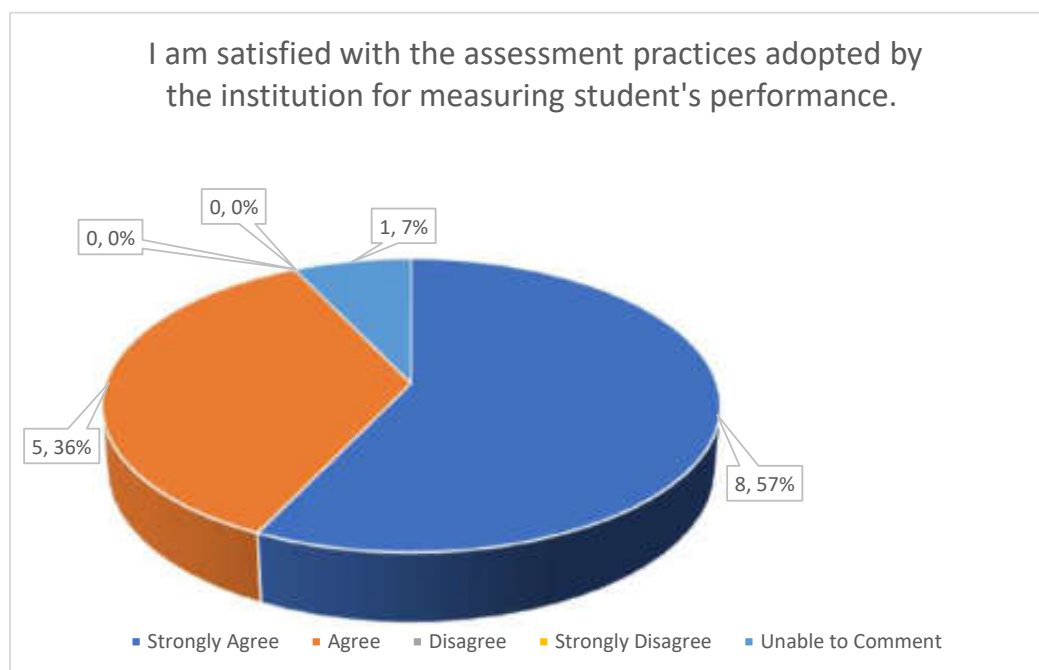
2. The facilities and learning resources available in institute is adequate for effective teaching.

S.No.	View	Frequency	Percent	Angle
1	Strongly Agree	2	14.29	51.444
2	Agree	11	78.57	282.852
3	Disagree	1	7.14	25.704
4	Strongly Disagree	0	0	0
5	Unable to Comment	0	0	0
	Total	14	100	360



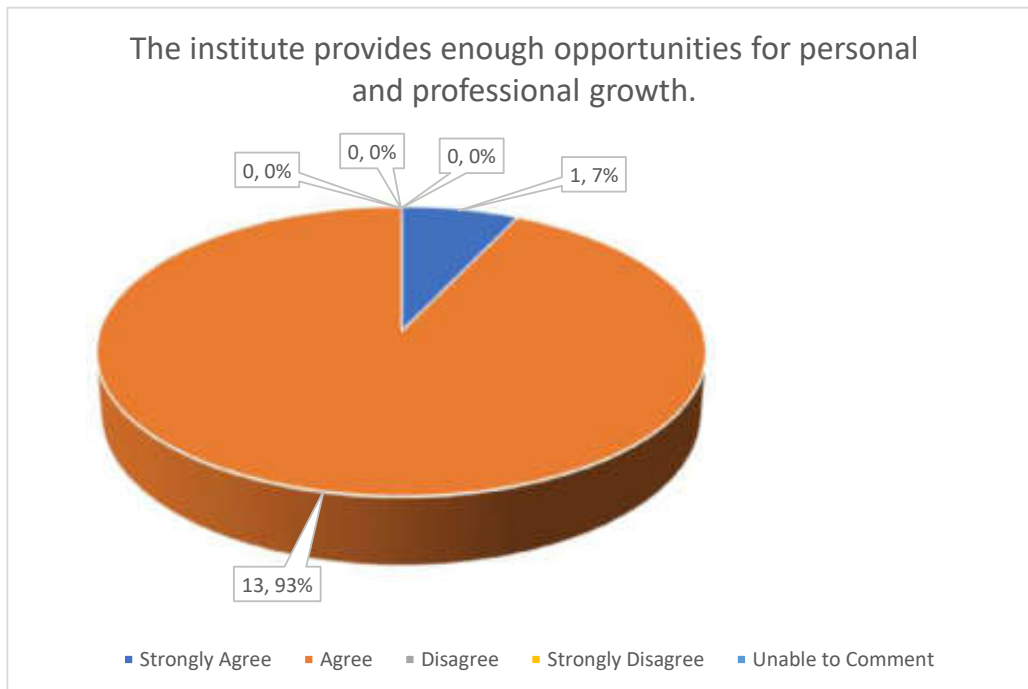
3. I am satisfied with the assessment practices adopted by the institution for measuring student's performance.

S.No.	View	Frequency	Percent	Angle
1	Strongly Agree	8	57	205.2
2	Agree	5	36	129.6
3	Disagree	0	0	0
4	Strongly Disagree	0	0	0
5	Unable to Comment	1	7	25.2
	Total	14	100	360



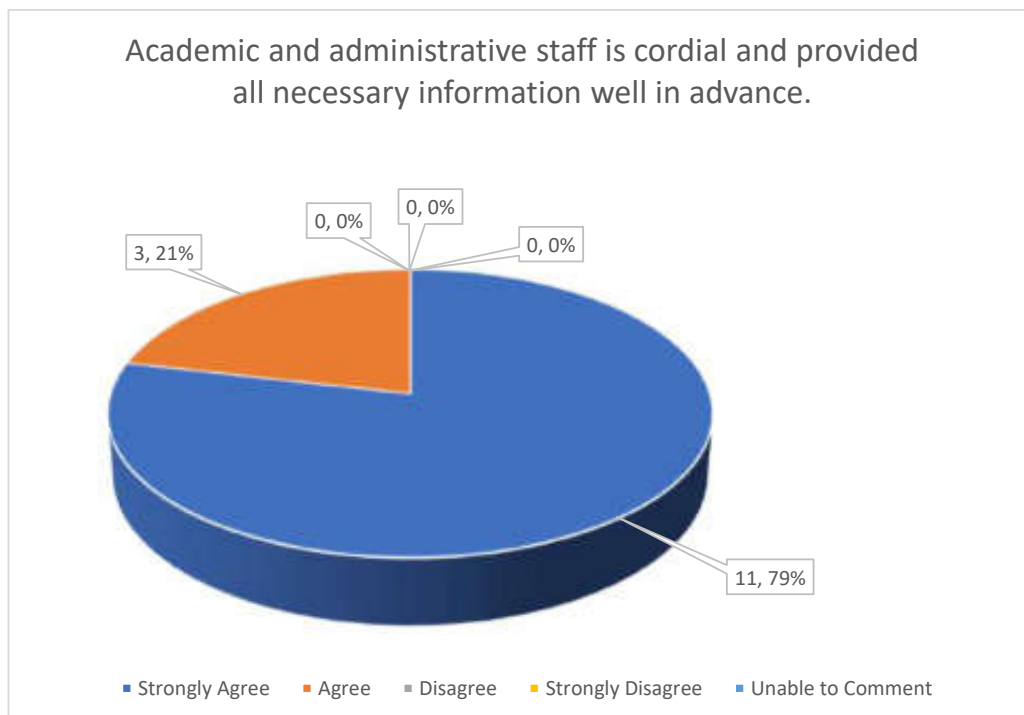
4. The institute provides enough opportunities for personal and professional growth.

S.No.	View	Frequency	Percent	Angle
1	Strongly Agree	1	7	25.2
2	Agree	13	93	334.8
3	Disagree	0	0	0
4	Strongly Disagree	0	0	0
5	Unable to Comment	0	0	0
	Total	14	100	360



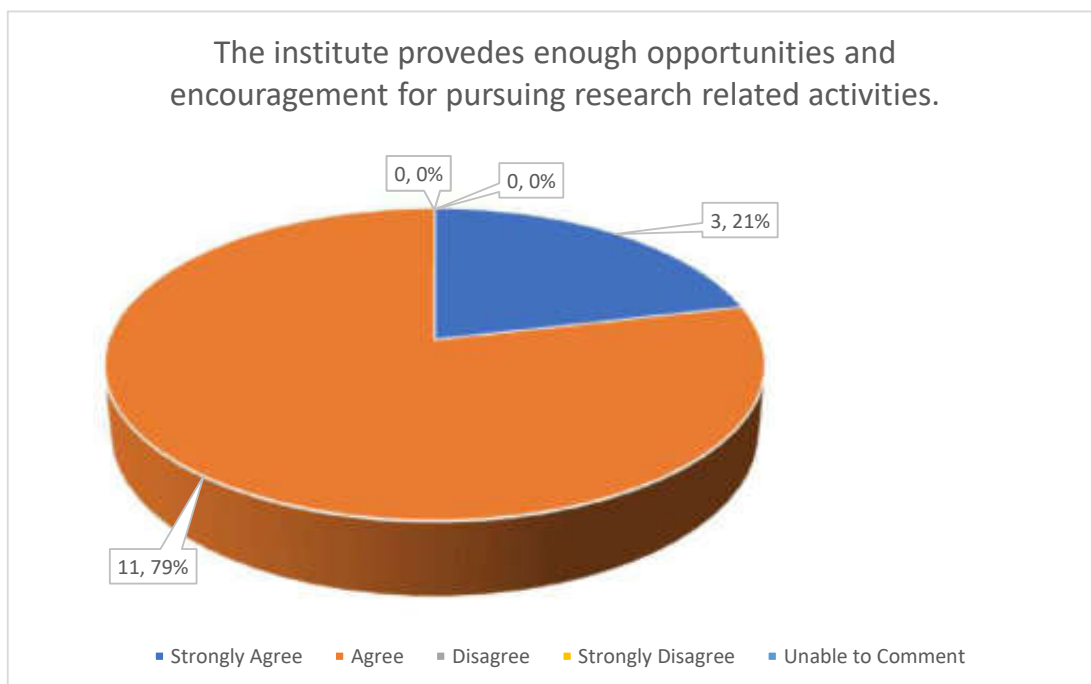
5. Academic and administrative staff is cordial and provided all necessary information well in advance.

S.No.	View	Frequency	Percent	Angle
1	Strongly Agree	11	79	284.4
2	Agree	3	21	75.6
3	Disagree	0	0	0
4	Strongly Disagree	0	0	0
5	Unable to Comment	0	0	0
	Total	14	100	360



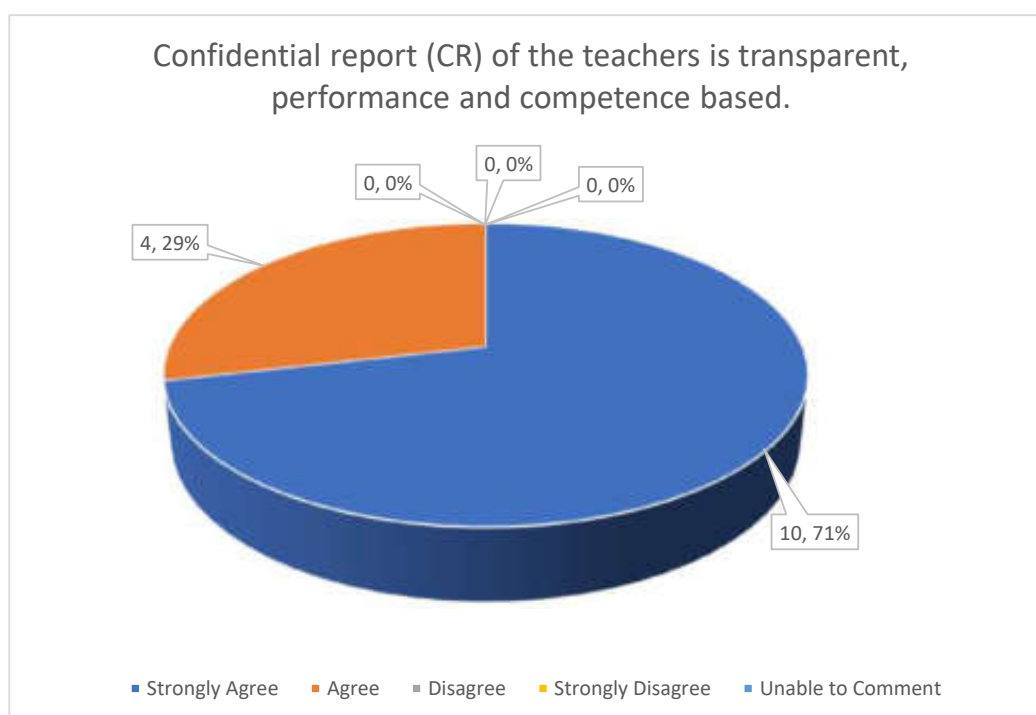
6. The institute provides enough opportunities and encouragement for pursuing research related activities.

S.No.	View	Frequency	Percent	Angle
1	Strongly Agree	3	21.4	77.04
2	Agree	11	78.6	282.96
3	Disagree	0	0	0
4	Strongly Disagree	0	0	0
5	Unable to Comment	0	0	0
	Total	14	100	360



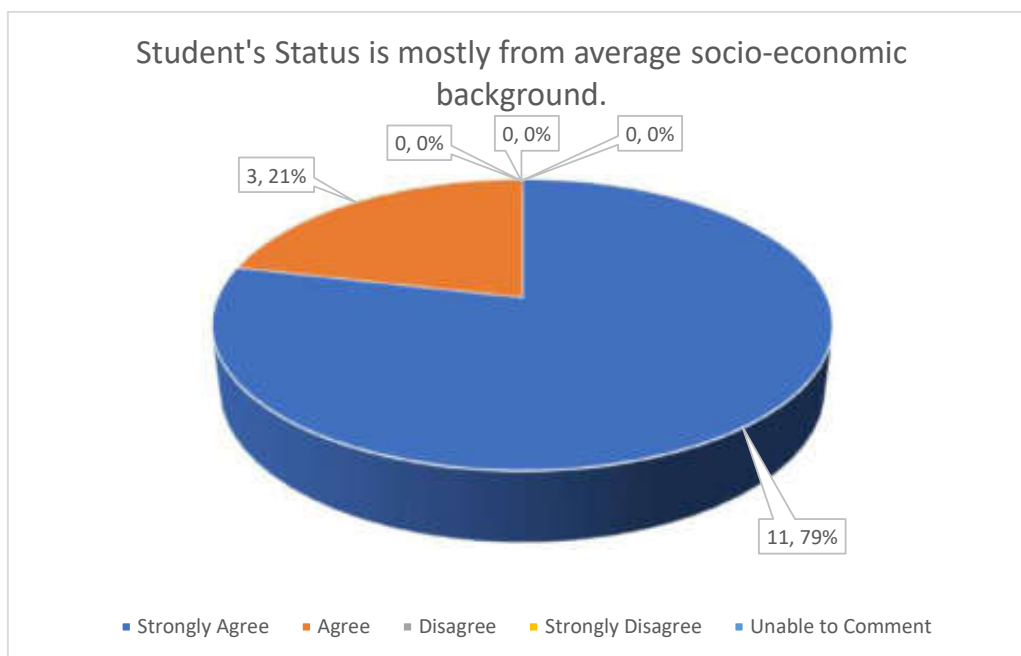
7. Confidential report (CR) of the teachers is transparent, performance and competence based.

S.No.	View	Frequency	Percent	Angle
1	Strongly Agree	10	71.4	257.04
2	Agree	4	28.6	102.96
3	Disagree	0	0	0
4	Strongly Disagree	0	0	0
5	Unable to Comment	0	0	0
	Total	14	100	360



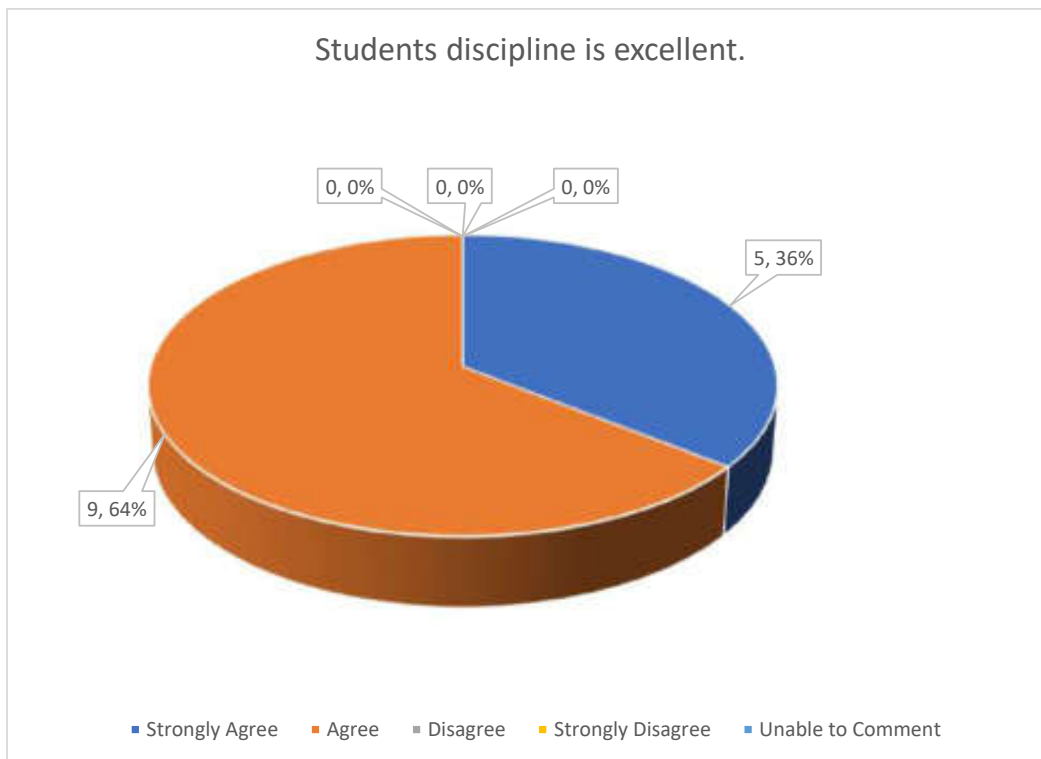
8. Student's Status is mostly from average socio-economic background.

S.No.	View	Frequency	Percent	Angle
1	Strongly Agree	11	78.6	282.96
2	Agree	3	21.4	77.04
3	Disagree	0	0	0
4	Strongly Disagree	0	0	0
5	Unable to Comment	0	0	0
	Total	14	100	360



9. Students discipline is excellent.

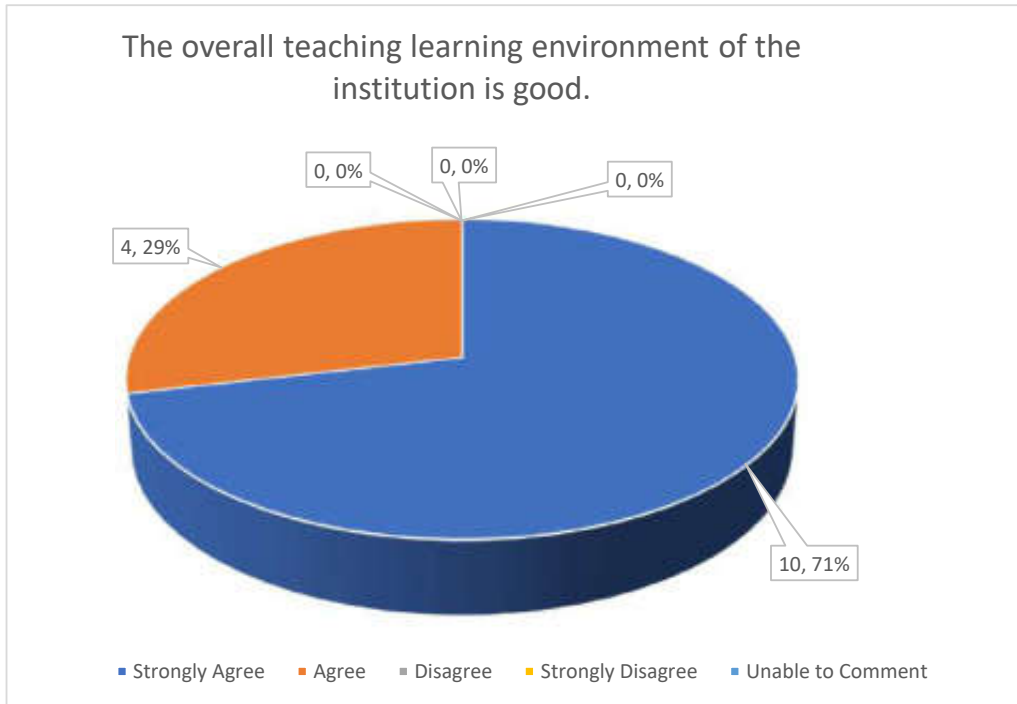
S.No.	View	Frequency	Percent	Angle
1	Strongly Agree	5	35.7	128.52
2	Agree	9	64.3	231.48
3	Disagree	0	0	0
4	Strongly Disagree	0	0	0
5	Unable to Comment	0	0	0
	Total	14	100	360



10. The overall teaching learning environment of the institution is good.

S.No.	View	Frequency	Percent	Angle
1	Strongly Agree	10	71.4	257.04
2	Agree	4	28.6	102.96

3	Disagree	0	0	0
4	Strongly Disagree	0	0	0
5	Unable to Comment	0	0	0
	Total	14	100	360



Conclusion :

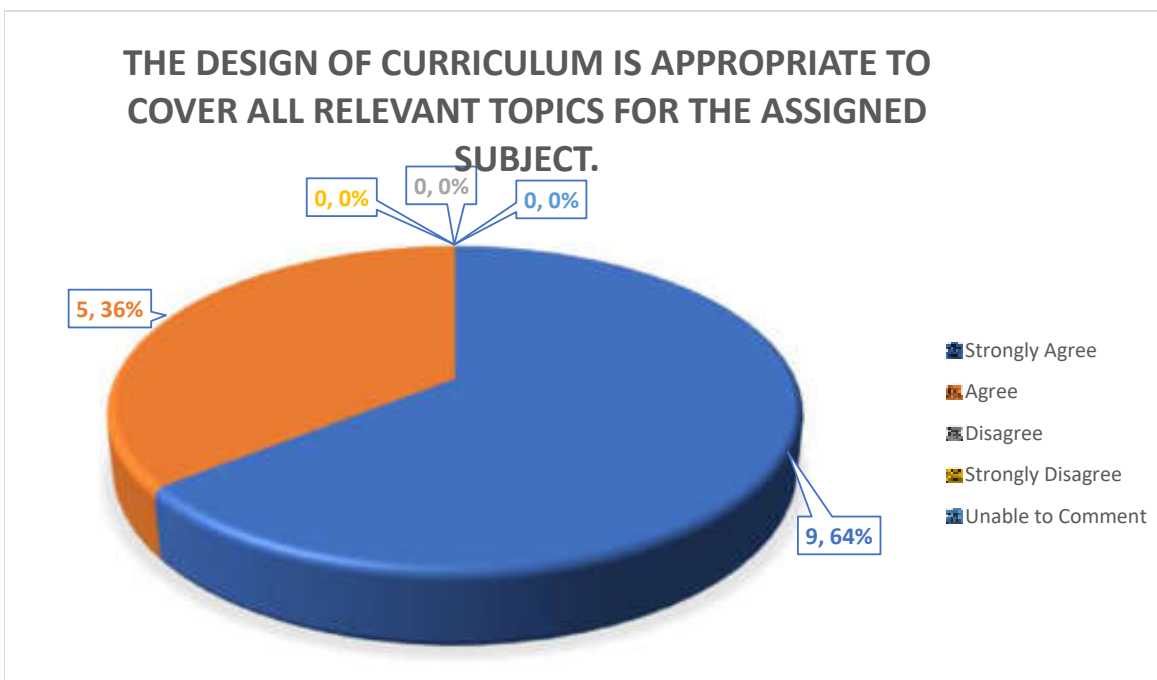
At the Analysis of the teacher's feed back it is obvious that teachers mostly agree with the point mentioned for their inputs. There are few points which need further improvement for which next steps are to be taken.

K.M.T. Govt. Girls College, Raigarh (C.G.)

Teachers Feedback Reprot
Year 2018-19

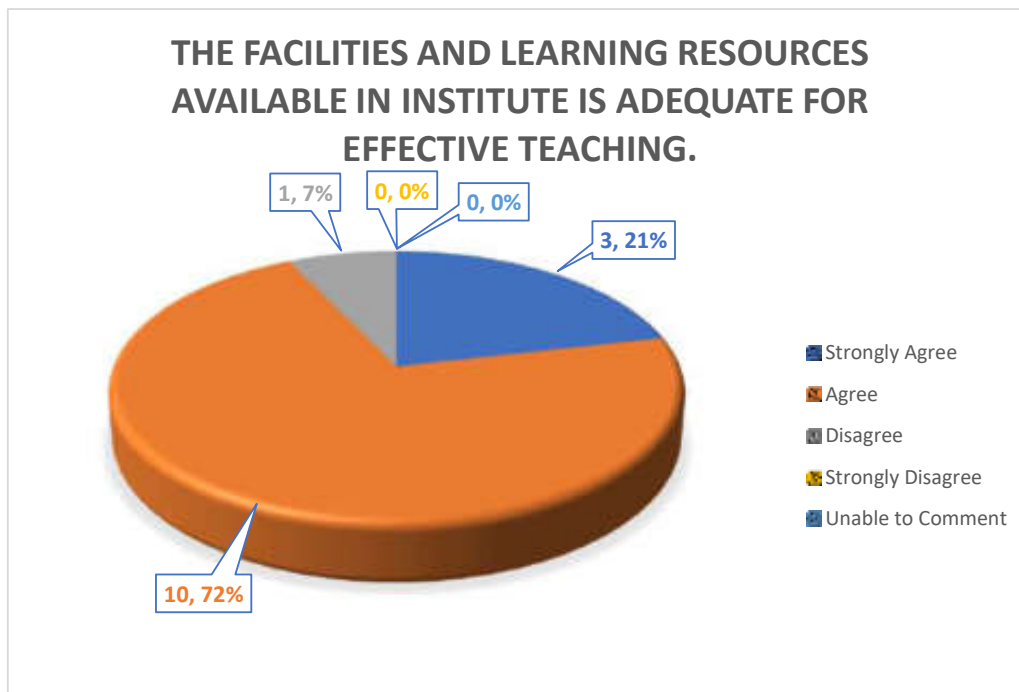
1. The design of curriculum is appropriate to cover all relevant topics for the assigned subject.

S.No.	View	Frequency	Percent	Angle
1	Strongly Agree	9	64	230.4
2	Agree	5	36	129.6
3	Disagree	0	0	0
4	Strongly Disagree	0	0	0
5	Unable to Comment	0	0	0
	Total	14	100	360



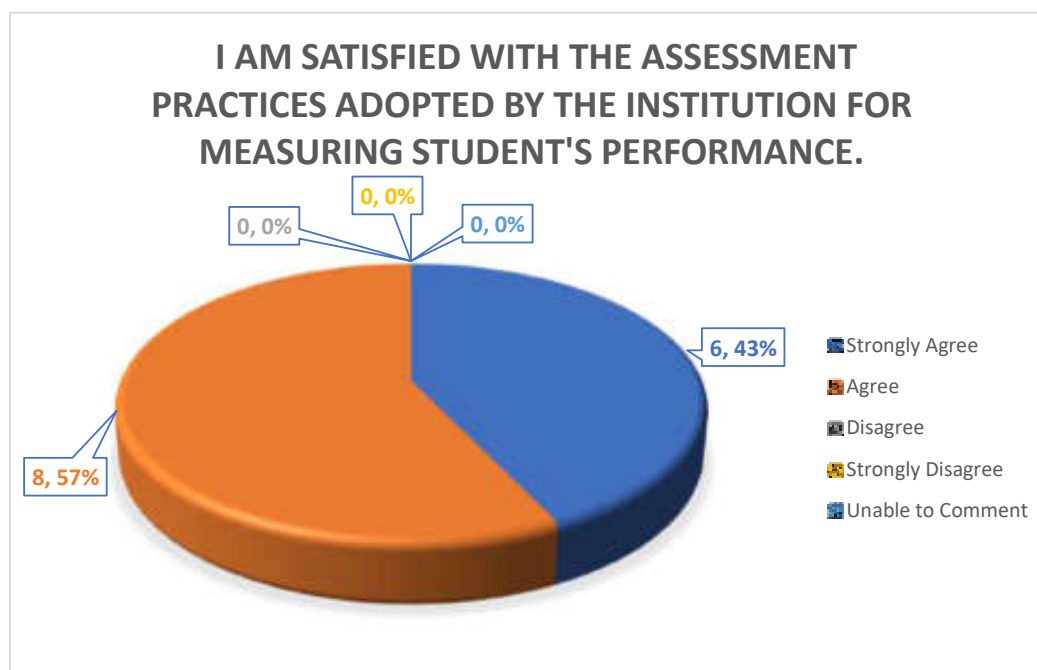
2. The facilities and learning resources available in institute is adequate for effective teaching.

S.No.	View	Frequency	Percent	Angle
1	Strongly Agree	3	21.43	77.148
2	Agree	10	71.43	257.148
3	Disagree	1	7.14	25.704
4	Strongly Disagree	0	0	0
5	Unable to Comment	0	0	0
	Total	14	100	360



3. I am satisfied with the assessment practices adopted by the institution for measuring student's performance.

S.No.	View	Frequency	Percent	Angle
1	Strongly Agree	6	43	154.8
2	Agree	8	57	205.2
3	Disagree	0	0	0
4	Strongly Disagree	0	0	0
5	Unable to Comment	0	0	0
	Total	14	100	360



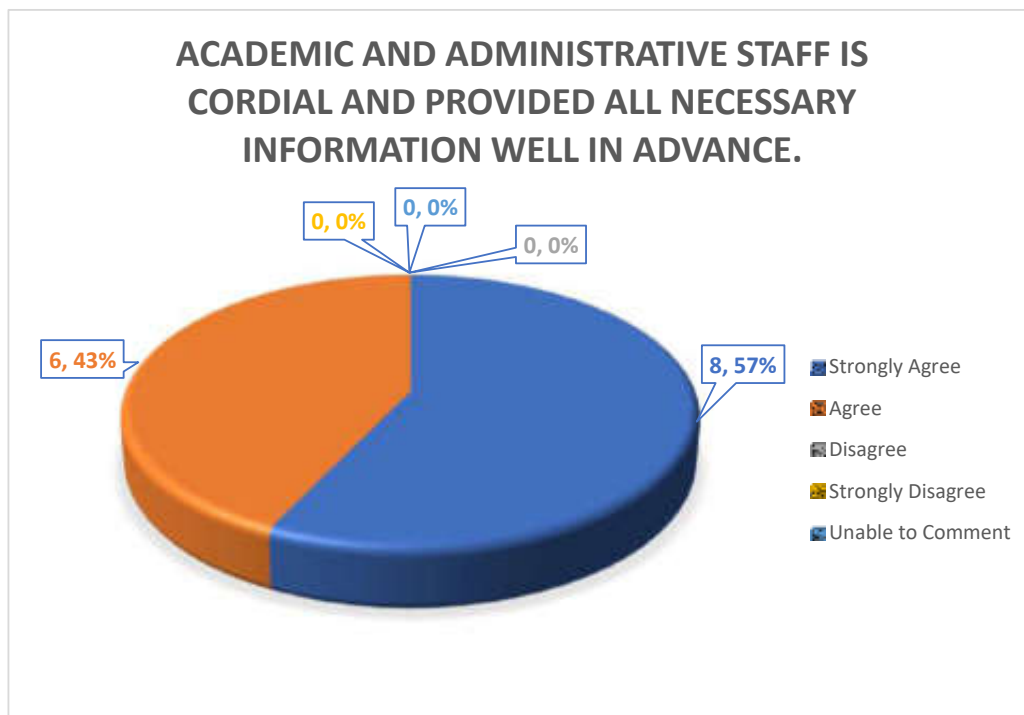
4. The institute provides enough opportunities for personal and professional growth.

S.No.	View	Frequency	Percent	Angle
1	Strongly Agree	3	21	75.6
2	Agree	9	64	230.4
3	Disagree	2	14	50.4
4	Strongly Disagree	0	0	0
5	Unable to Comment	0	0	0
	Total	14	99	356.4



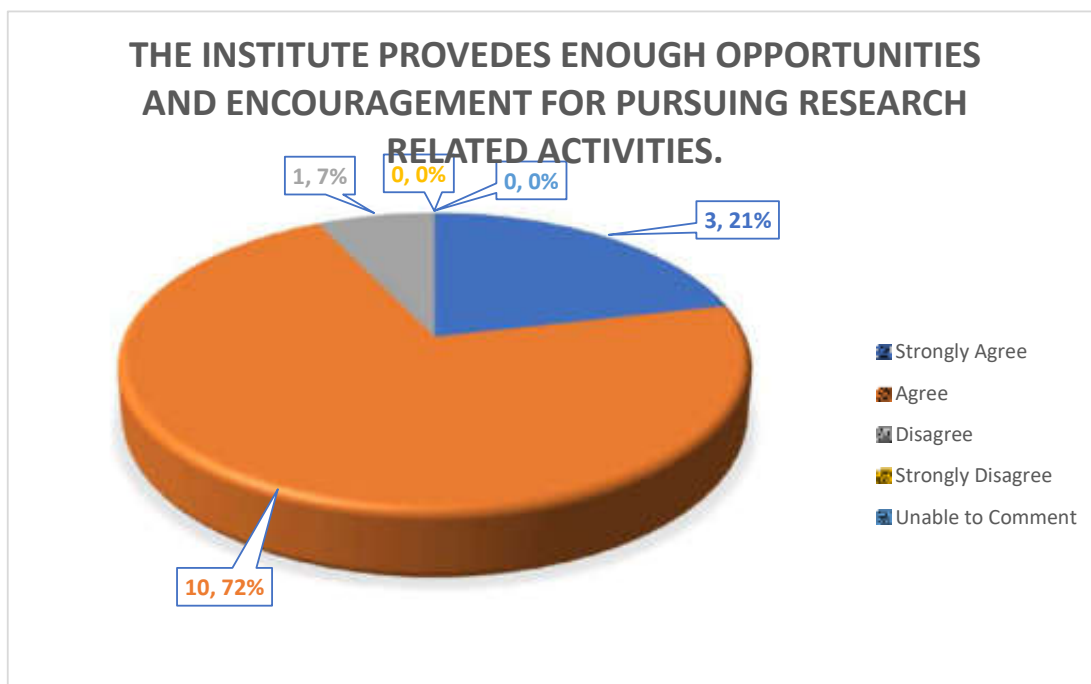
5. Academic and administrative staff is cordial and provided all necessary information well in advance.

S.No.	View	Frequency	Percent	Angle
1	Strongly Agree	8	57	205.2
2	Agree	6	43	154.8
3	Disagree	0	0	0
4	Strongly Disagree	0	0	0
5	Unable to Comment	0	0	0
	Total	14	100	360



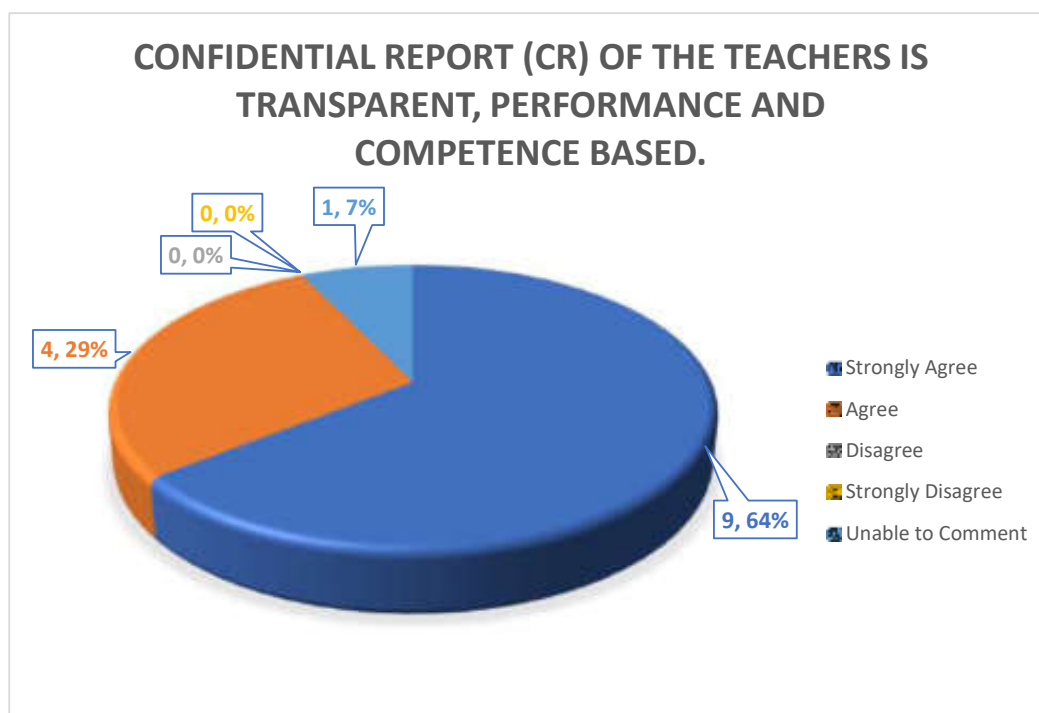
6. The institute provides enough opportunities and encouragement for pursuing research related activities.

S.No.	View	Frequency	Percent	Angle
1	Strongly Agree	3	21.4	77.04
2	Agree	10	71.4	257.04
3	Disagree	1	7.1	25.56
4	Strongly Disagree	0	0	0
5	Unable to Comment	0	0	0
	Total	14	99.9	359.64



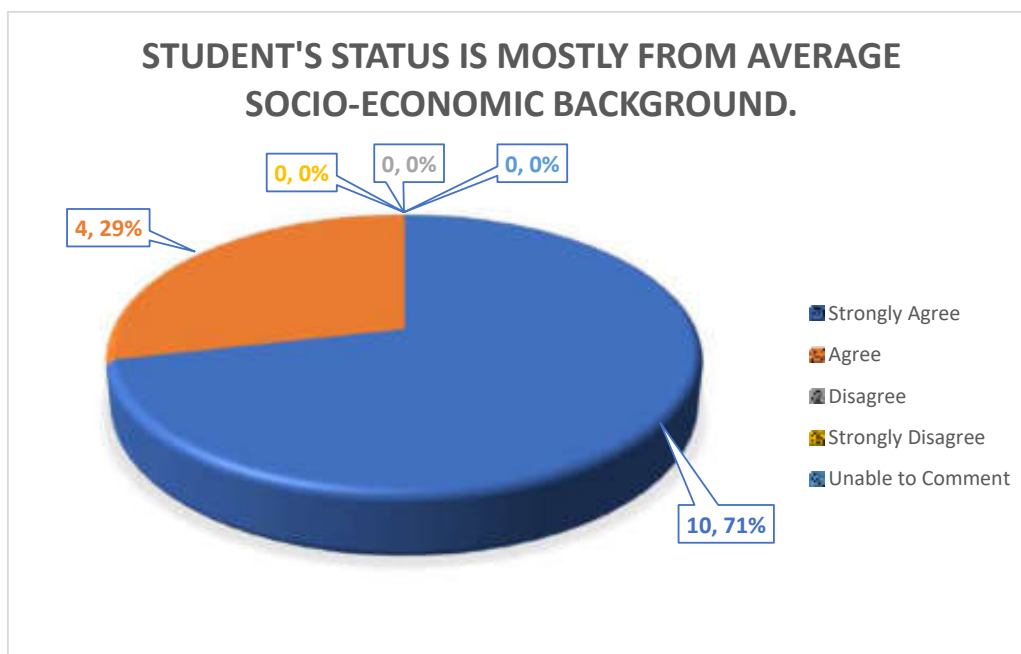
7. Confidential report (CR) of the teachers is transparent, performance and competence based.

S.No.	View	Frequency	Percent	Angle
1	Strongly Agree	9	64.3	231.48
2	Agree	4	28.6	102.96
3	Disagree	0	0	0
4	Strongly Disagree	0	0	0
5	Unable to Comment	1	7.1	25.56
	Total	14	100	360



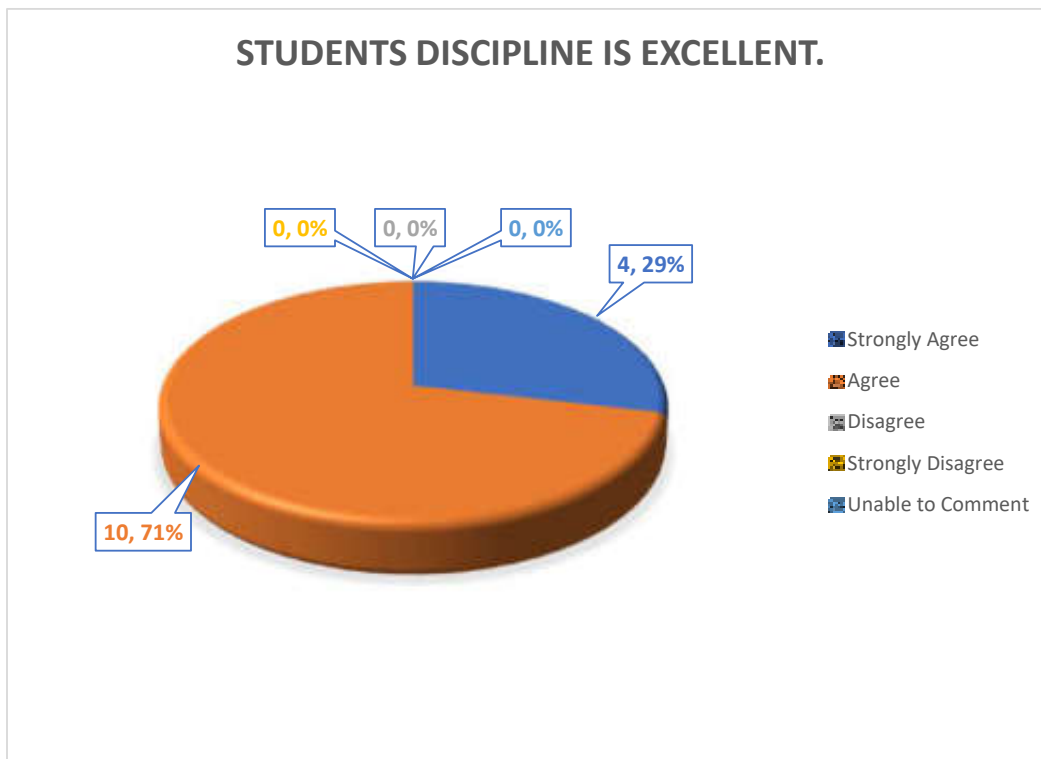
8. Student's Status is mostly from average socio-economic background.

S.No.	View	Frequency	Percent	Angle
1	Strongly Agree	10	71.4	257.04
2	Agree	4	28.6	102.96
3	Disagree	0	0	0
4	Strongly Disagree	0	0	0
5	Unable to Comment	0	0	0
	Total	14	100	360



9. Students discipline is excellent.

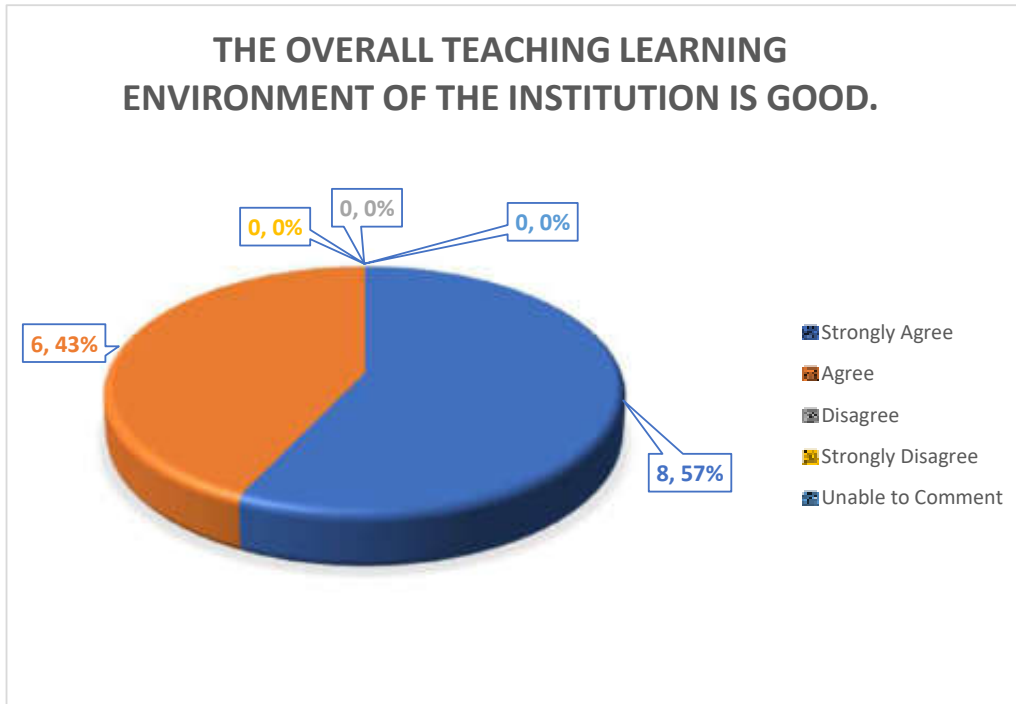
S.No.	View	Frequency	Percent	Angle
1	Strongly Agree	4	28.6	102.96
2	Agree	10	71.4	257.04
3	Disagree	0	0	0
4	Strongly Disagree	0	0	0
5	Unable to Comment	0	0	0
	Total	14	100	360



10. The overall teaching learning environment of the institution is good.

S.No.	View	Frequency	Percent	Angle
1	Strongly Agree	8	57.1	205.56
2	Agree	6	42.9	154.44

3	Disagree	0	0	0
4	Strongly Disagree	0	0	0
5	Unable to Comment	0	0	0
	Total	14	100	360



Conclusion :

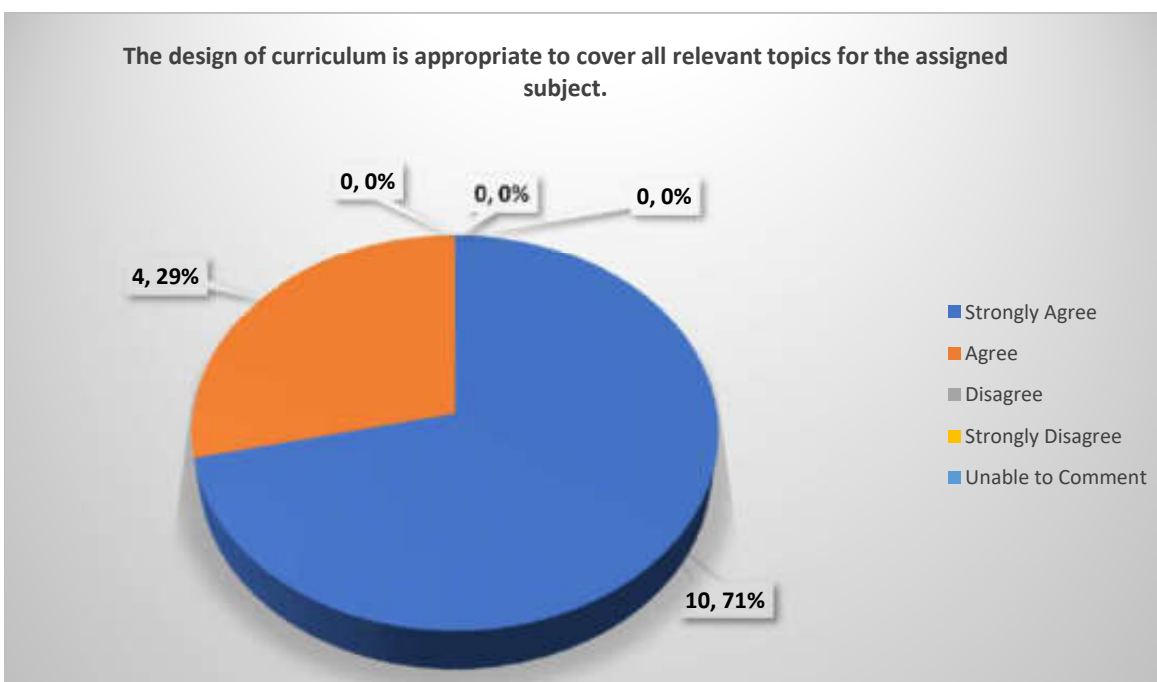
At the Analysis of the teacher's feed back it is obvious that teachers mostly agree with the point mentioned for their inputs. There are few points which need further improvement for which new steps are to be taken.

K.M.T. Govt. Girls College, Raigarh (C.G.)

Teachers Feedback Reprot
Year 2017-18

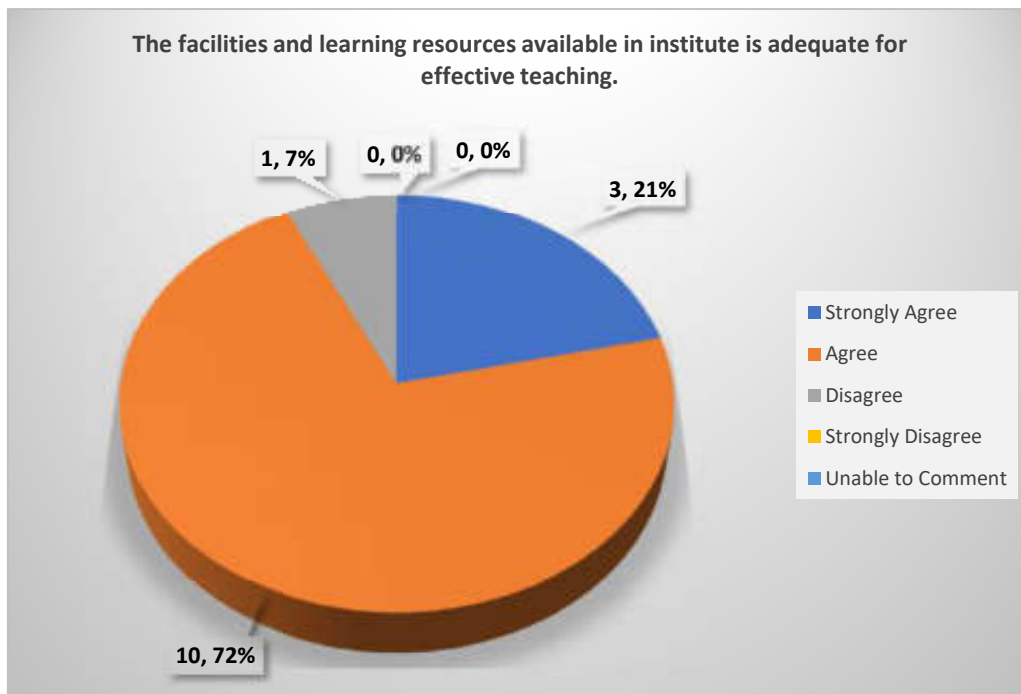
1. The design of curriculum is appropriate to cover all relevant topics for the assigned subject.

S.No.	View	Frequency	Percent	Angle
1	Strongly Agree	10	71	255.6
2	Agree	4	29	104.4
3	Disagree	0	0	0
4	Strongly Disagree	0	0	0
5	Unable to Comment	0	0	0
	Total	14	100	360



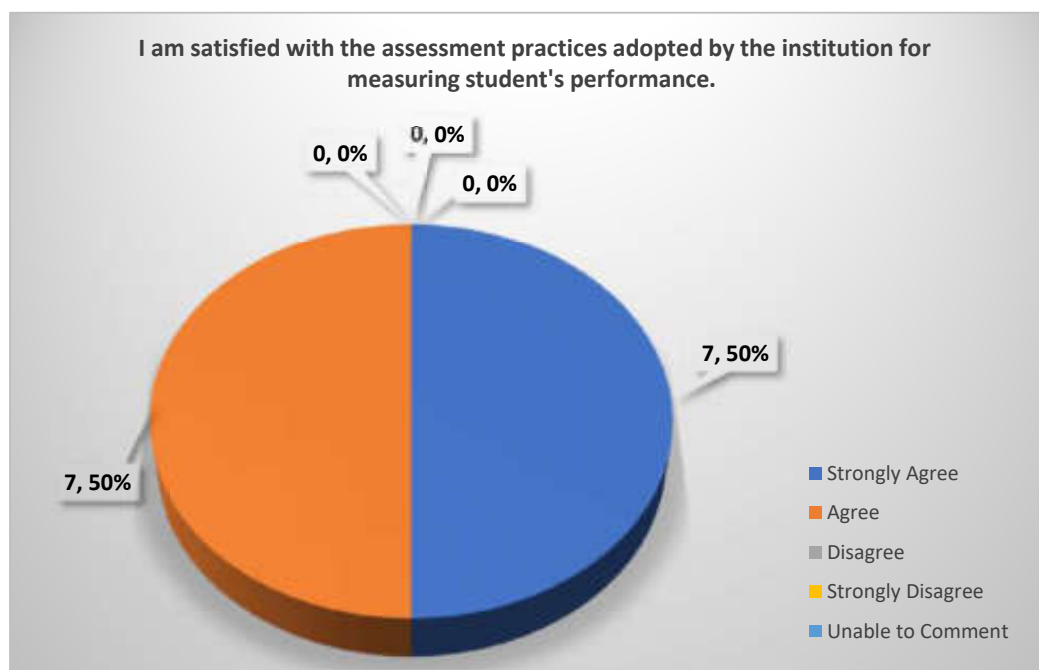
2. The facilities and learning resources available in institute is adequate for effective teaching.

S.No.	View	Frequency	Percent	Angle
1	Strongly Agree	3	21.43	77.148
2	Agree	10	71.43	257.148
3	Disagree	1	7.14	25.704
4	Strongly Disagree	0	0	0
5	Unable to Comment	0	0	0
	Total	14	100	360



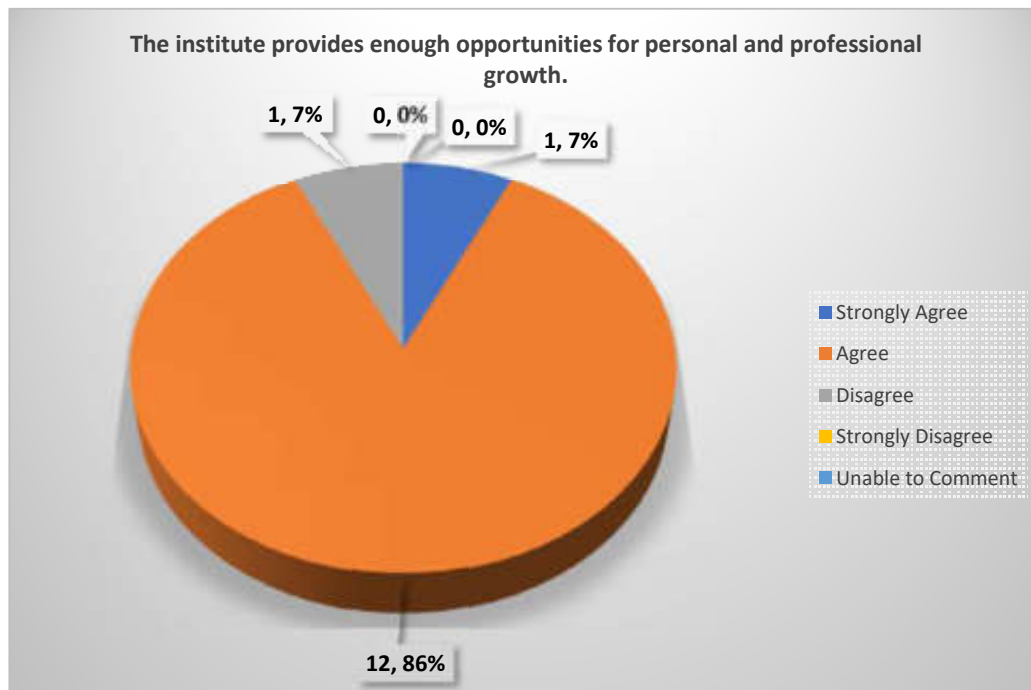
3. I am satisfied with the assessment practices adopted by the institution for measuring student's performance.

S.No.	View	Frequency	Percent	Angle
1	Strongly Agree	7	50	180
2	Agree	7	50	180
3	Disagree	0	0	0
4	Strongly Disagree	0	0	0
5	Unable to Comment	0	0	0
	Total	14	100	360



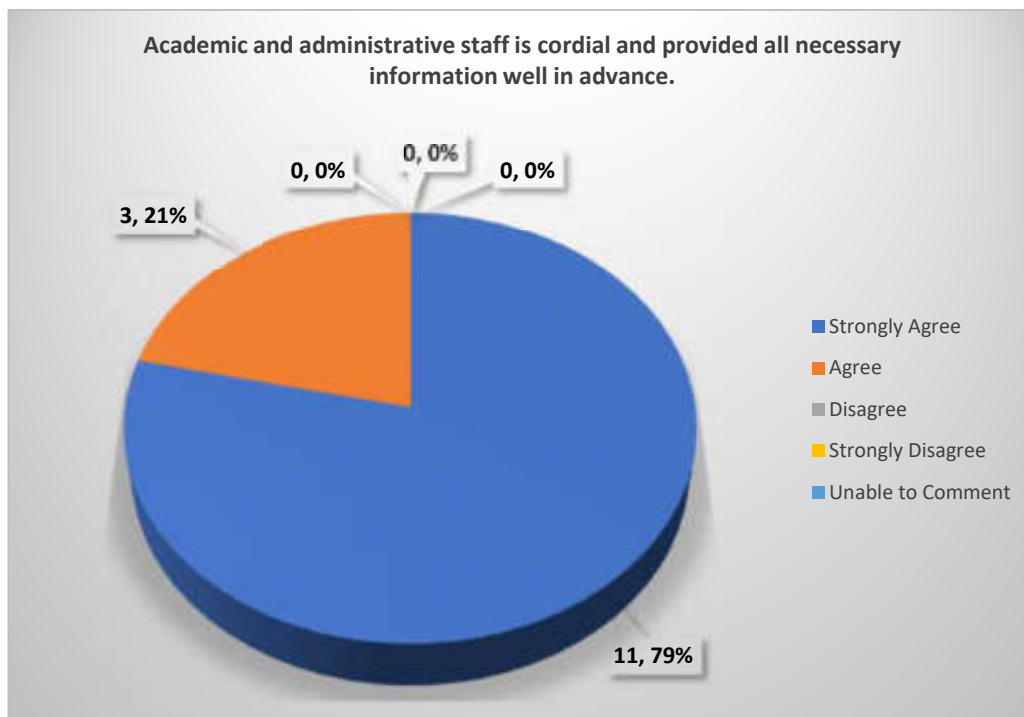
4. The institute provides enough opportunities for personal and professional growth.

S.No.	View	Frequency	Percent	Angle
1	Strongly Agree	1	7	25.2
2	Agree	12	86	309.6
3	Disagree	1	7	25.2
4	Strongly Disagree	0	0	0
5	Unable to Comment	0	0	0
	Total	14	100	360



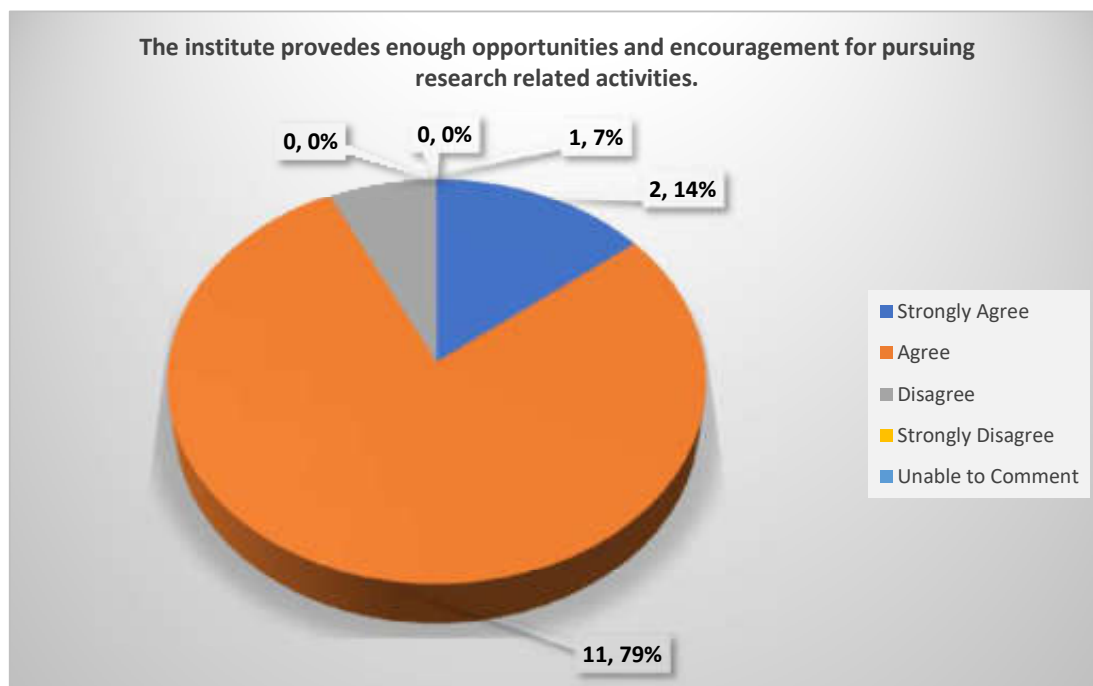
5. Academic and administrative staff is cordial and provided all necessary information well in advance.

S.No.	View	Frequency	Percent	Angle
1	Strongly Agree	11	79	284.4
2	Agree	3	21	75.6
3	Disagree	0	0	0
4	Strongly Disagree	0	0	0
5	Unable to Comment	0	0	0
	Total	14	100	360



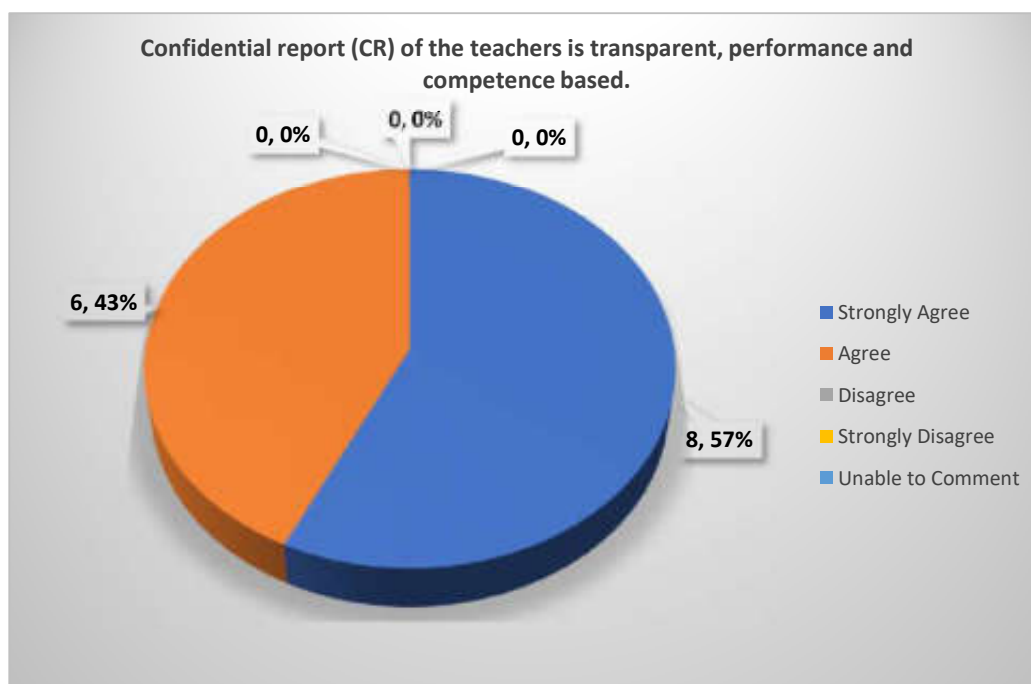
6. The institute provides enough opportunities and encouragement for pursuing research related activities.

S.No.	View	Frequency	Percent	Angle
1	Strongly Agree	2	14.3	51.48
2	Agree	11	78.6	282.96
3	Disagree	1	7.1	25.56
4	Strongly Disagree	0	0	0
5	Unable to Comment	0	0	0
	Total	14	100	360



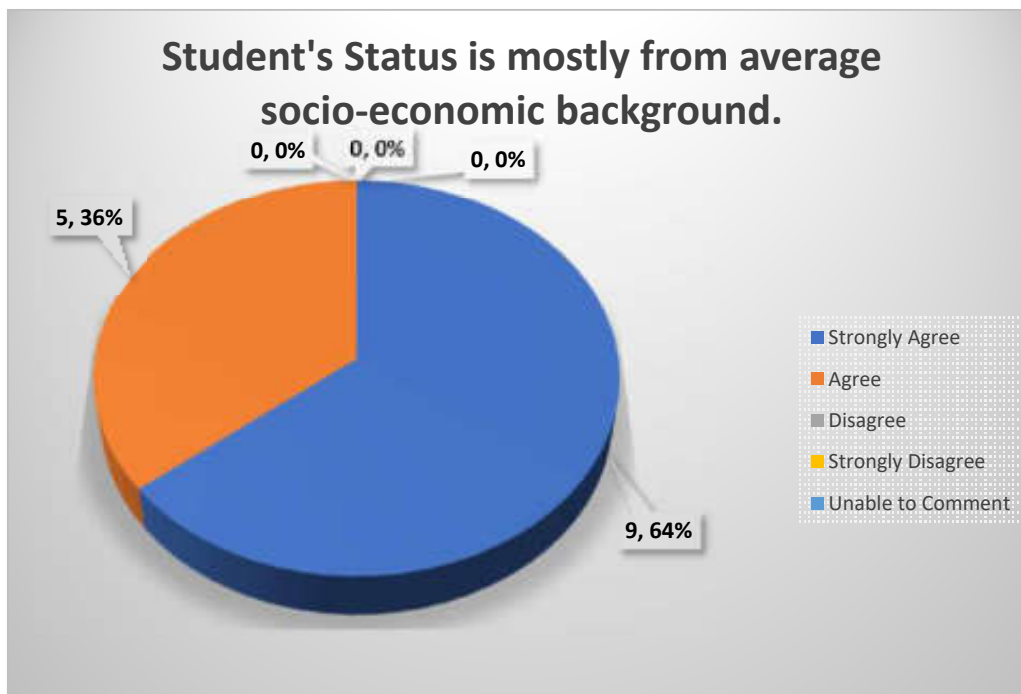
7. Confidential report (CR) of the teachers is transparent, performance and competence based.

S.No.	View	Frequency	Percent	Angle
1	Strongly Agree	8	57.1	205.56
2	Agree	6	42.9	154.44
3	Disagree	0	0	0
4	Strongly Disagree	0	0	0
5	Unable to Comment	0	0	0
	Total	14	100	360



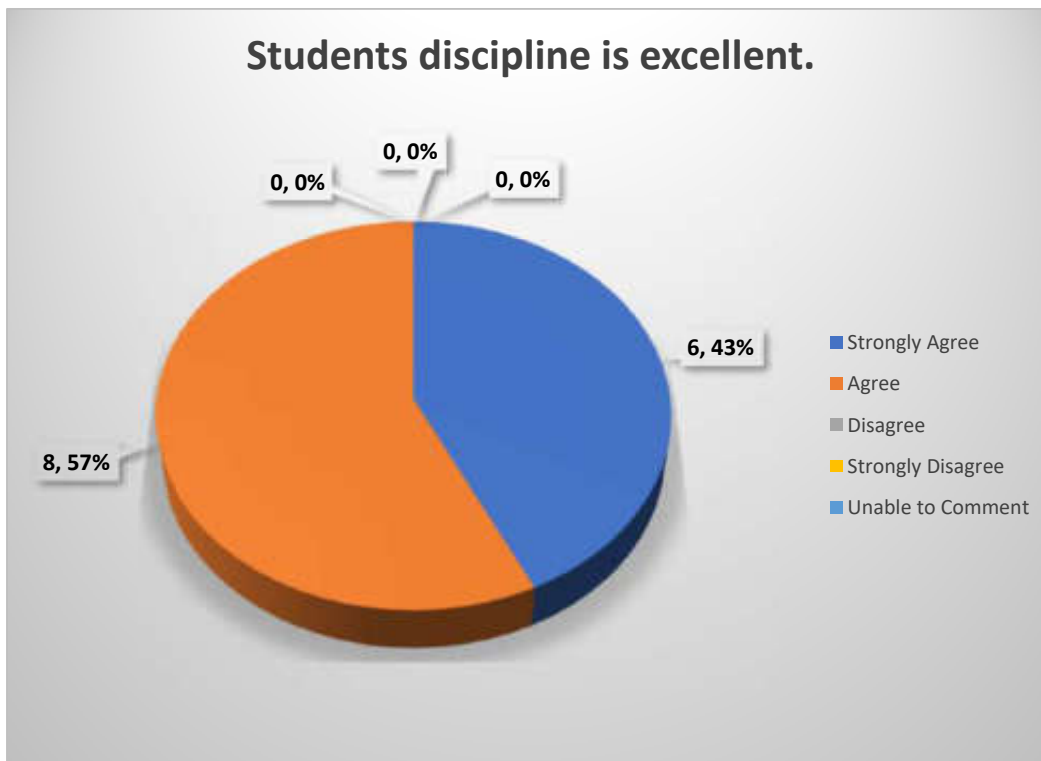
8. Student's Status is mostly from average socio-economic background.

S.No.	View	Frequency	Percent	Angle
1	Strongly Agree	9	64.3	231.48
2	Agree	5	35.7	128.52
3	Disagree	0	0	0
4	Strongly Disagree	0	0	0
5	Unable to Comment	0	0	0
	Total	14	100	360



9. Students discipline is excellent.

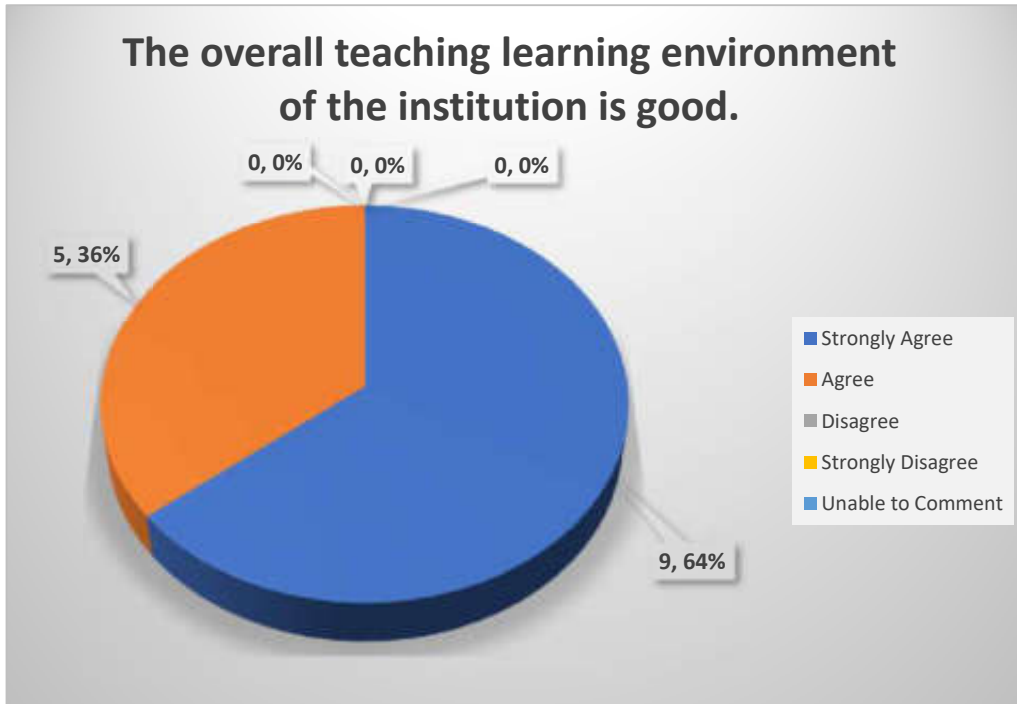
S.No.	View	Frequency	Percent	Angle
1	Strongly Agree	6	42.9	154.44
2	Agree	8	57.1	205.56
3	Disagree	0	0	0
4	Strongly Disagree	0	0	0
5	Unable to Comment	0	0	0
	Total	14	100	360



10. The overall teaching learning environment of the institution is good.

S.No.	View	Frequency	Percent	Angle
1	Strongly Agree	9	64.3	231.48
2	Agree	5	35.7	128.52

3	Disagree	0	0	0
4	Strongly Disagree	0	0	0
5	Unable to Comment	0	0	0
	Total	14	100	360



Conclusion :

At the Analysis of the teacher's feed back it is obvious that teachers mostly agree with the point mentioned for their inputs. There are few points which need further improvement for which new steps are to be taken.